



# Wisconsin Youth Justice Referrals and Intake

Report for Calendar Year 2020

**Prepared by:**

Wisconsin Department of Children and Families  
Division of Safety and Permanence  
Bureau of Youth Services

Please email the Bureau of Youth Services at [DCFYJ@wisconsin.gov](mailto:DCFYJ@wisconsin.gov) with any questions regarding this report.



Wisconsin Department of  
Children and Families

# Contents

<b>Introduction .....</b>	<b>2</b>
Wisconsin’s Youth Justice System .....	2
Jurisdiction and YJ Referrals .....	2
YJ Intake .....	3
Data Source .....	3
Report Summary.....	4
<b>2020 Youth Characteristics .....</b>	<b>5</b>
Total Youth Referred .....	5
Age .....	5
Race and Ethnicity .....	6
Gender.....	7
Prior CPS Contact.....	8
Out-of-Home Care Placement.....	8
<b>2020 Referral Details .....</b>	<b>9</b>
Total Referrals .....	9
Referral Types.....	9
Referral Sources .....	10
Intake Worker Recommendations .....	10
Referral Detail: Delinquency Only .....	11
Delinquency Referrals: Offense Categories .....	11
Delinquency Referrals: Offense Categories and Offense Types.....	12
Delinquency Referrals: Offense Categories and Intake Worker Recommendations .....	13
Referral Detail: JIPS Only .....	14
JIPS Referrals: Offense Descriptions .....	14
JIPS Referrals: JIPS Category and Intake Worker Referrals .....	14
<b>2020 County Details.....</b>	<b>15</b>
County Referral and Intake Table .....	15

# Introduction

## Wisconsin's Youth Justice System

The vision for Wisconsin's Youth Justice System incorporates a *focus on prevention and diversion with the provision of accountability and services to youth and families to prepare them to thrive*. This vision is guided by the Department of Children and Families' (DCF) commitment to ensuring all youth have the tools to thrive in adulthood.

In 2016, DCF assumed responsibility for fiscal and programmatic oversight of Wisconsin's youth justice (YJ) system. These responsibilities include training, maintaining data systems, development of standards, and capacity building through technical assistance. Because Wisconsin's YJ system is state supervised and county administered, counties determine and maintain the structure of their courts and the human service agencies providing YJ services. The Wisconsin Department of Corrections (DOC) retains oversight of youth in juvenile correctional facilities.

The YJ system in Wisconsin is community based, designed to serve the greatest number of youths through local prevention and diversion services and reduce the number served out-of-home (Fig. 1). Wisconsin continues to make strides to ensure young people referred to YJ are served by the appropriate agency or services, and that the YJ system does not function as a default intervention for youth in the state.

## Jurisdiction and YJ Referrals

Juvenile courts in Wisconsin have jurisdiction in the following circumstances:

### ■ Juveniles Alleged to be Delinquent

Includes any person between the ages of 10 and 16 who is alleged to have violated any state or federal criminal law. Under 1995 Wisconsin Act 77, general jurisdiction of the juvenile court was lowered from age 17 to age 16. 17-year-olds do not fall under the original jurisdiction of juvenile courts in Wisconsin. More information can be found in [Wis. Stat. § 938.12](#)

### ■ Juveniles in Need of Protection or Services (JIPS)

Youth may be alleged to be in need of protection or services if certain conditions apply:

- **JIPS Non-Truancy** conditions include a parent or guardian unable or needing assistance to manage a youth's behavior; frequently running away from home; or committing a delinquent act before age 10.
- **JIPS Truancy** conditions include habitual truancy from school.

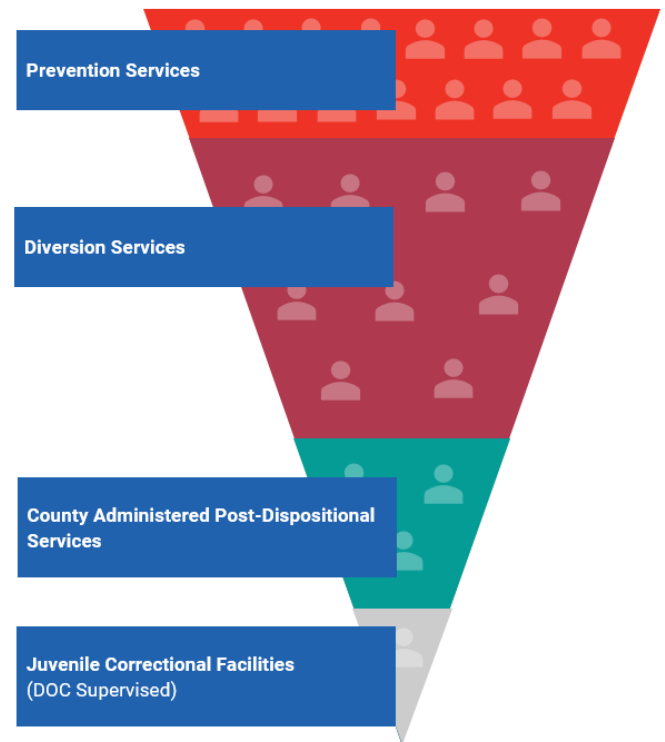
Youth adjudicated JIPS may be referred to a variety of services, but they cannot be sent to a correctional facility, juvenile detention facility, or a secured residential care center. More information can be found in [Wis. Stat. § 938.13](#).

### ■ Juveniles Alleged to have Violated Civil Laws or Ordinances

Municipal or county jurisdiction over young people alleged to have violated a civil law or ordinance is determined by the referring agency. Violation of municipal ordinance often results in a ticket—which is not synonymous with referrals to the YJ system. More information can be found in [Wis. Stat. § 938.125](#).

Figure 1

## COMMUNITY BASED YOUTH JUSTICE SYSTEM



Additional information on jurisdiction—including exceptions and waivers to adult court—can be found in [Subchapter 3](#) of Wisconsin’s Juvenile Justice Code (Chapter 938).

The four types of YJ referrals correspond with juvenile court jurisdiction:

- **Delinquency**, [Wis. Stat. § 938.12](#)
- **JIPS Non-Truancy**, [Wis. Stat. § 938.13](#)
- **JIPS Truancy**, [Wis. Stat. § 938.13\(6\)](#)
- **Ordinance/Civil Law Violation**, [Wis. Stat. § 938.125](#)

Data tracking for municipal and civil ordinance violations varies across the state as only county referral data related to state offenses is tracked in eWiSACWIS. Therefore, this report does not include all instances of ordinance or civil law violations, nor does it include ticketing data.

This report is also not organized in a way that specifically identifies “status offenses,” or offenses that would not be considered criminal if committed by an adult. Common examples of status offenses are truancy and running away from home. However, as the definition of JIPS on the previous page implies, some common status offenses are captured in JIPS Truancy and JIPS Non-Truancy referrals.

## YJ Intake

Intake is the entry point to the YJ system for all Wisconsin youth under the age of 17<sup>1</sup>. Intake is not a court hearing and youth do not need to be taken into physical custody (arrested) to engage with YJ intake.

The intake process is initiated after a young person receives a referral to the YJ system<sup>2</sup>. Referrals typically come from law enforcement, schools, and parents or guardians. Depending on the circumstance, it is possible for a young person to arrive at YJ intake with multiple referrals and multiple referral types.

Intake procedures are guided by the Wisconsin Juvenile Justice Code ([Chapter 938](#)). During the intake process, an initial screening and assessment is conducted. Referred youth are interviewed by a county intake worker, who then has 40 days to review the referral, schedule an intake inquiry with the youth and their family (if needed), and make one of the following recommendations about the direction of the case:



**Close the Case.** While the young person may still be referred or diverted to county services, no formal involvement in the YJ system is recommended.



In cases where it is determined the jurisdiction of the juvenile court exists, but formal court involvement is not required, an intake worker can recommend a **Deferred Prosecution Agreement (DPA)**. So long as the young person cooperates with the terms of the agreement, they avoid a formal delinquency adjudication.



Refer the case to the district attorney or corporation counsel to request a **Formal Petition** to juvenile court.

The intake process and conditions for intake worker recommendations are outlined in greater detail in [Subchapter 5](#) of the Juvenile Justice Code<sup>3</sup>.

## Data Source

This report provides a limited snapshot of information collected from early decision points in Wisconsin’s YJ system – specifically characteristics of youth referred to the YJ system and YJ referral details. While decisions are made at many points in the system, only YJ referrals and intake recommendations are currently tracked uniformly in the statewide centralized case management system (eWiSACWIS).

<sup>1</sup> [Wisconsin is one of three states](#) where 17-year-olds do not fall under original jurisdiction of the juvenile court.

<sup>2</sup> A YJ referral is not the same as an arrest. 2020 youth arrest data can be found on [Wisconsin DOJ’s UCR Data Dashboard Center](#).

<sup>3</sup> Wisconsin’s YJ system is county run, which accounts for some variability across the state in the implementation of intake procedures. This includes location of intake function (attached to the county human service agency or the local circuit court) and use of assessment tools like the Youth Assessment and Screening Instrument (YASI) as part of the intake process.

Wisconsin began collecting intake and referral data in eWiSACWIS in the middle of calendar year (CY) 2018. This report is a description of data from CY 2020, the second full year of available data in eWiSACWIS. In the future, additional data collection will allow for analyses of trends over time and more detailed analyses on topics of interest.

### COVID-19 NOTE

2020 ushered in the start of the COVID-19 pandemic – a period marked by disruption and uncertainty. While this report is not intended to draw definitive conclusions about referrals to youth justice and the pandemic, a clear impact of this extraordinary time is the sharp decline in the total number of referrals received and youth referred to the YJ system. To fully understand the impact of the pandemic on YJ outcomes, DCF will continue to assess trends in future reports.

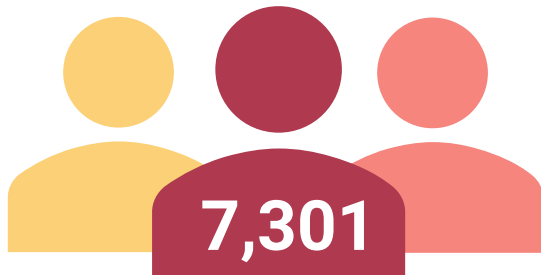
### Report Summary

This report includes the characteristics of youth referred to the YJ system and YJ referral details for CY 2020. Youth data includes demographic information like age, race, ethnicity, gender, prior child protective services (CPS) involvement and out-of-home care (OHC) placement. Referral data includes information like referral type, source, and intake worker recommendation. Additional offense details are also provided for delinquency and JIPS referrals.

In CY 2020, county YJ agencies received 11,742 referrals for 7,301 unique youth. Youth referred to YJ tended to be between the ages of 13 and 16 years old, were most commonly white, non-Hispanic, male, and had at least one CPS referral prior to their first YJ referral in 2020. Referrals were most commonly for delinquency type, came from law enforcement, and were recommended for case closure.

This report concludes with counts of the number of referrals received, referred youth, referral type, and intake worker recommendation organized by county.

# 2020 Youth Characteristics



## Total Youth Referred

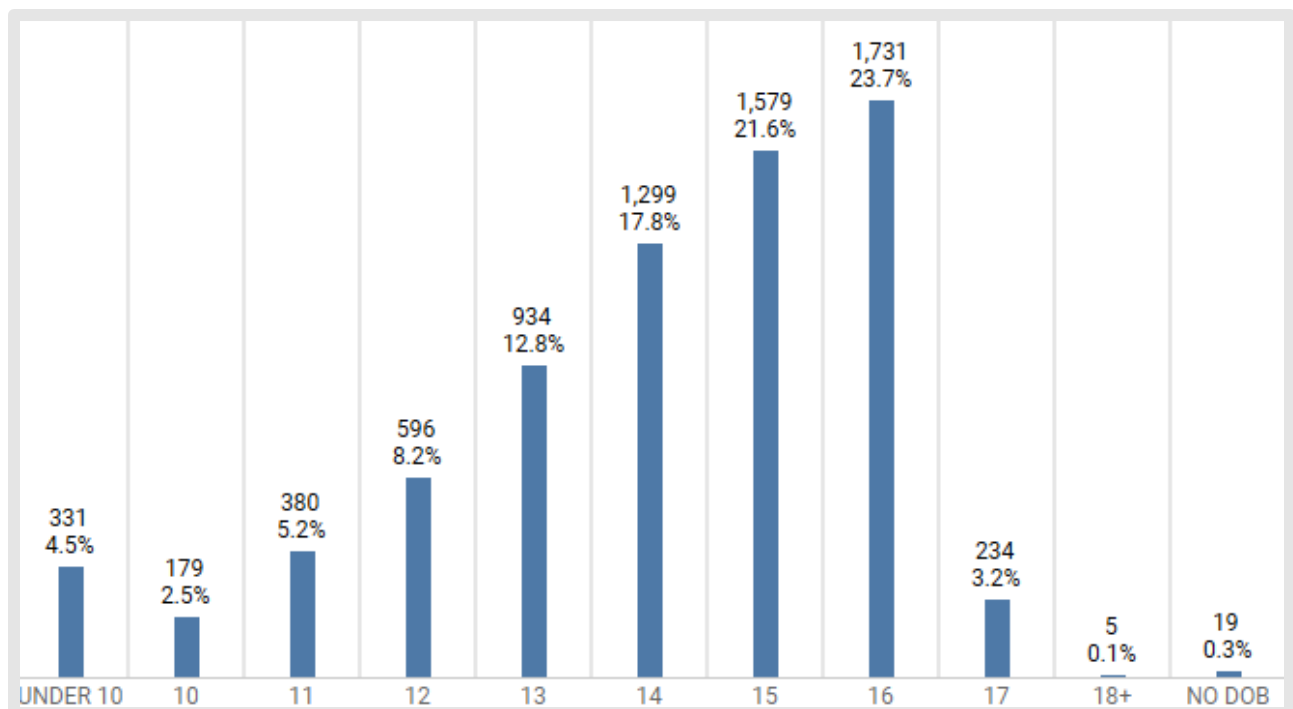
7,301 youth were referred to the YJ system in 2020<sup>4</sup>. This is a notable decrease from the 10,357 youth referred in 2019.

## Age

Half of referrals received in 2020 were for youth over age 15. Figure 2 represents youth age at first YJ referral received in 2020. The most common age at first referral was 16 years old (1,731 youth) and the second most common age was 15 years old (1,579 youth). Over 80% of youth referred in 2020 were between the ages of 13 and 16 years old<sup>5</sup>.

Figure 2

2020 YOUTH REFERRED BY AGE



Data Note: 14 youth are excluded from Figure 2 for suspected data entry error

<sup>4</sup> Youth may be referred to the YJ system with multiple referrals during one calendar year but are only counted once.

<sup>5</sup> Youth referred to the YJ system under the age of 10 are considered Juveniles in Need of Protection or Services (JIPS) cases. A young person who is adjudicated JIPS may receive a variety of services, but may not be sent to a correctional facility, juvenile detention facility, or secured residential facility.

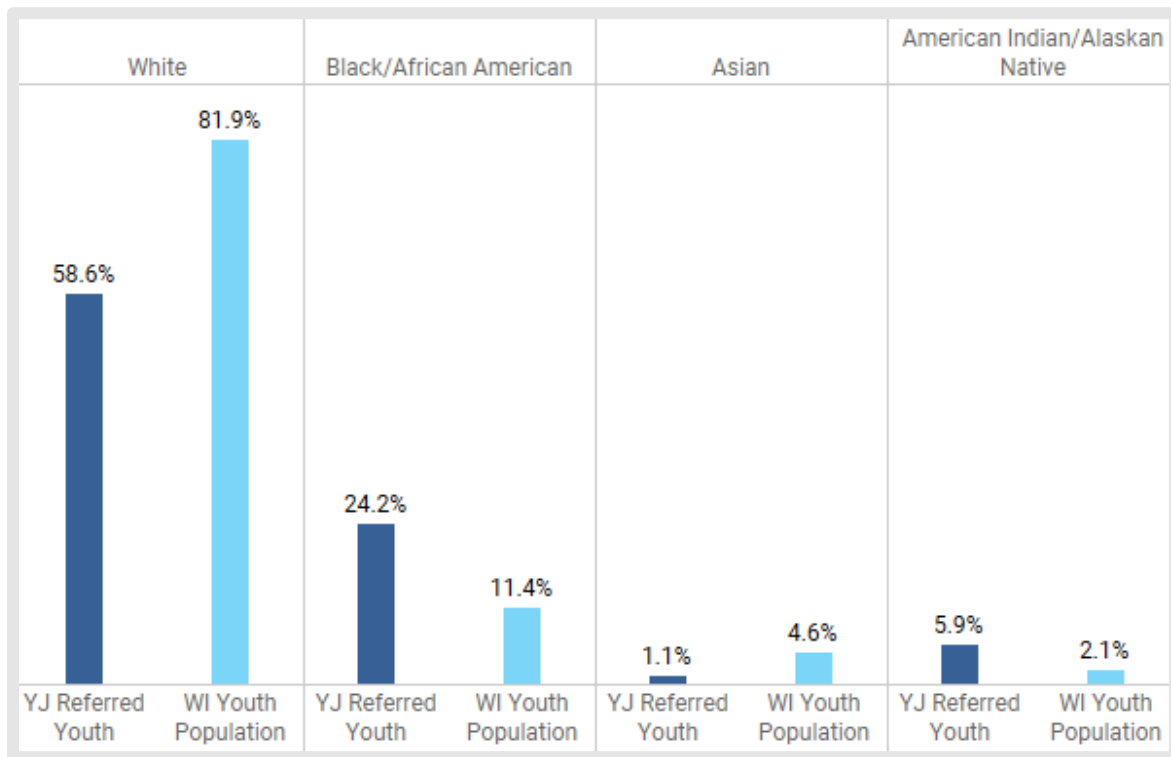
## Race and Ethnicity

In 2020, the largest percentage of youth referred to the YJ system were White (58.6%)<sup>6</sup>. However, a comparison of the racial composition of YJ-referred youth to Wisconsin’s youth population provides important additional context, as the percentage of Black and American Indian/Alaskan Native youth referred to YJ exceeds the percentage of youth who identify as Black or American Indian/Alaskan Native<sup>7</sup> (Fig. 3).

While Black youth accounted for approximately one-quarter of youth referred to YJ in 2020, they comprise only a tenth of Wisconsin’s total youth population. Similarly, American Indian/Alaskan Native youth accounted for about six percent of YJ-referred youth in 2020 but make up only two percent of the state’s youth population.

While intake and referral data is only representative of an early decision point in the state’s youth justice system, the figures in this section are reflective of both national and state analyses on Disproportionate Minority Contact (DMC) in the juvenile justice system<sup>8</sup>.

Figure 3  
2020 YOUTH REFERRED BY RACE



2020 Youth Population Data Source: Puzanchera, C., Sladky, A. and Kang, W. (2021). "Easy Access to Juvenile Populations: 1990-2020." Online. Available: <https://www.ojdp.gov/ojstatbb/ezapop/>

In addition to race, Hispanic ethnicity is also tracked in eWiSACWIS. In 2020, just under nine percent of youth referred to YJ were identified as Hispanic (Table 1). This is a slightly smaller percentage than the thirteen percent of Wisconsin’s youth population that reports Hispanic ethnicity. However, it should be noted there is a possible undercount of youth with Hispanic ethnicity referred to YJ as over twenty percent of youth referred in 2020 were recorded in eWiSACWIS as ethnicity “unknown.”

<sup>6</sup> Only primary race data is included in this report, which is the first race indicated in eWiSACWIS.

<sup>7</sup> The four racial groups included in Figure 4 correspond with race data reported in [OJJDP’s EZAPOPOP](#).

<sup>8</sup> More information about DMC can be accessed via the [Sentencing Project](#). Additional analyses specific to Wisconsin can be found in [2018](#) and [2022](#) reports from Kids Forward.

Table 1  
2020 YOUTH REFERRALS BY RACE AND ETHNICITY

	2020 YJ Referred Youth		2020 Wisconsin Youth Population (0-16)	
<b>RACE</b>				
White	4,279	58.6%	968,568	81.8%
Black/African American	1,768	24.2%	136,614	11.5%
American Indian/Alaskan Native	429	5.9%	25,092	2.1%
Asian	79	1.1%	54,279	4.6%
Native Hawaiian/Pacific Islander	6	0.1%	*	*
Race unable to determine, not documented, or declined	740	10.1%	*	*
<b>ETHNICITY</b>				
Hispanic	648	8.9%	151,120	12.8%
Not Hispanic	5,014	68.7%	1,033,433	87.2%
Hispanic Ethnicity Unknown	1,639	22.4%	*	*

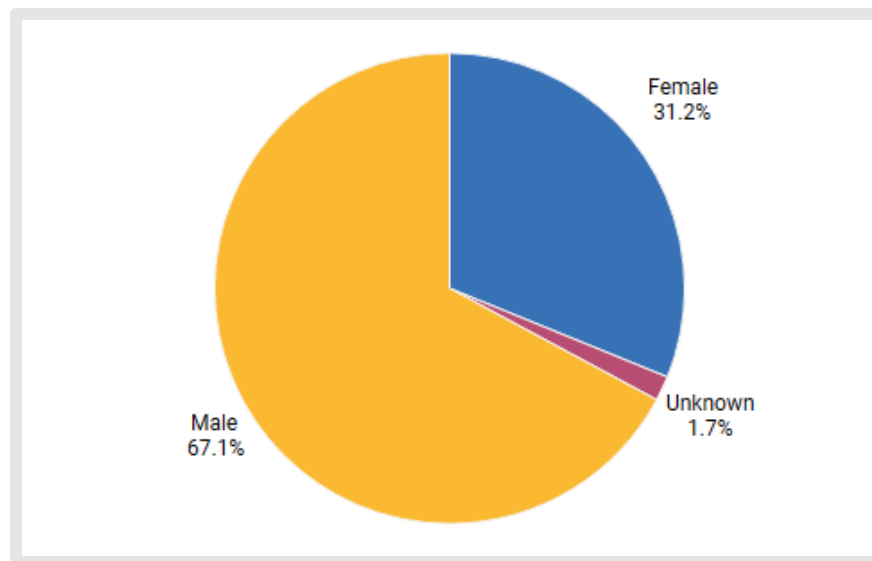
\*Data not reported by OJJDP

**2020 Youth Population Data Source:** Puzzanchera, C., Sladky, A. and Kang, W. (2021). "Easy Access to Juvenile Populations: 1990-2020." Online. Available: <https://www.ojjdp.gov/ojstatbb/ezapop/>

## Gender

In 2020, two-thirds of youth referred to YJ were identified as male in eWiSACWIS<sup>9</sup> (Fig. 4).

Figure 4  
2020 YOUTH REFERRED BY GENDER



<sup>9</sup> Gender options reported in eWiSACWIS are derived from federal reporting standards. While DCF has [offered practice suggestions to support LGBTQ+ youth](#), robust data about youth gender identity is not yet consistently captured in eWiSACWIS.  
DCF-P-5549 (N. 05/2022)



## Prior CPS Contact

A child protective services (CPS) referral contains allegation(s) of child abuse and/or neglect. CPS referrals are “screened-in” during initial assessment if at least one allegation meets the statutory requirements for child abuse and/or neglect. CPS referrals are “screened out” when all allegations included in the referral do not meet statutory requirements. Screened-out cases are closed, though the family may still be offered or referred to services. If a youth has ever had at least one CPS referral screened-in and at least one CPS referral screened-out prior to their first YJ referral, they are included in the “screen-in and screen-out” category in Figure 5.

Prior to first YJ referral in 2020, eighty-two percent of youth had previously been referred to CPS. Two-thirds (4,855 youth) had at least one screened-in CPS referral prior to first 2020 YJ referral<sup>10</sup>.

More information about CPS screening decisions can be found in the annual [Child Abuse and Neglect Report](#).

Figure 5

### 2020 YOUTH REFERRED BY PRIOR CPS CONTACT

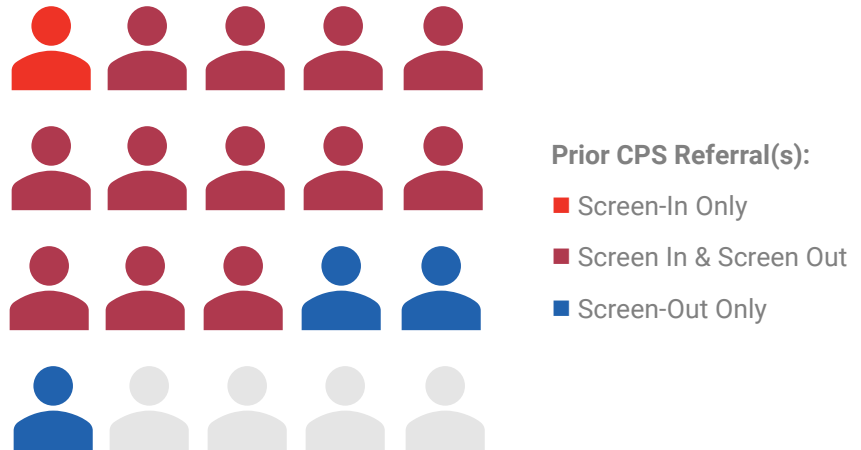


Figure 6

### 2020 YOUTH REFERRED BY OHC PLACEMENT



## Out-of-Home Care Placement

1,393 youth (19.1%) had an out-of-home care (OHC) placement prior to their first YJ referral in 2020 (Fig. 6). A smaller percentage of referred youth (6.1%), were in an OHC placement at time of first YJ referral. These figures include both CPS and YJ ordered OHC placements.

More information about OHC placements can be found on the [OHC dashboard](#).

<sup>10</sup> The number of YJ referred youth who have previously touched the CPS system is reflective of nationwide trends. More information about youth who cross from CPS to YJ can be found at <https://ojjdp.ojp.gov/model-programs-guide/literature-reviews/Intersection-Juvenile-Justice-Child-Welfare-Systems#2>.

# 2020 Referral Details



## Total Referrals

11,742 YJ referrals were logged in eWiSACWIS in 2020<sup>11</sup>. This is sizable decrease from the 16,977 YJ referrals made in 2019.

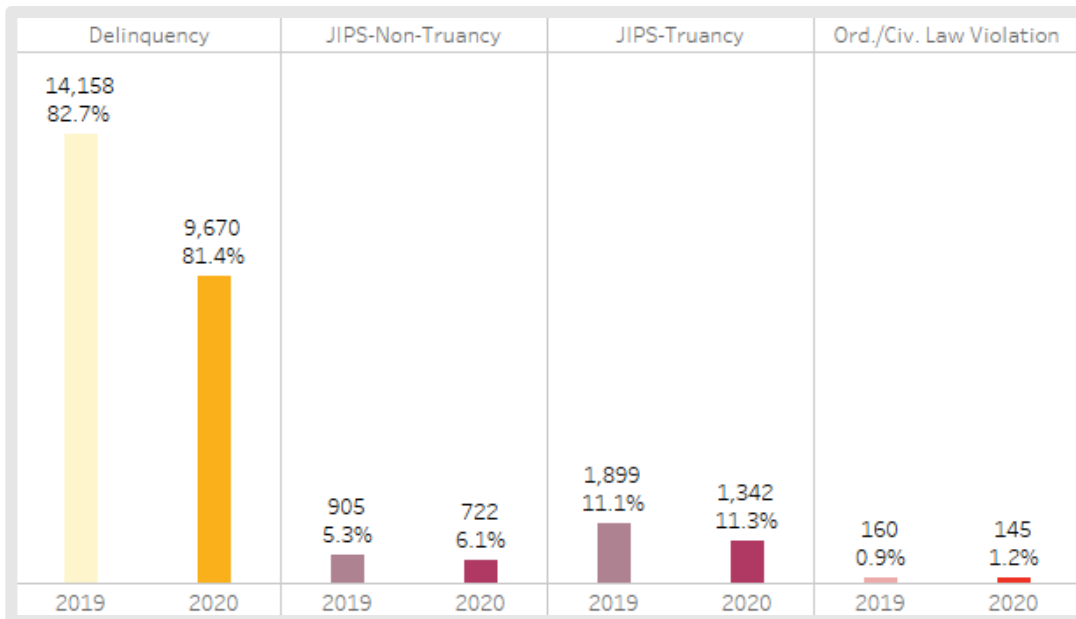
## Referral Types

The four types of YJ referrals are related to the areas of jurisdiction of the juvenile court: delinquency, JIPS non-truancy, JIPS truancy, and ordinance/civil law violation<sup>12</sup>.

In 2020, over eighty percent of received YJ referrals were for the delinquency referral type (Fig. 7)<sup>13</sup>. Despite fewer referrals documented in 2020, the volume of referrals received by type is similar in both 2020 and 2019.

Figure 7

2020 YJ REFERRALS BY TYPE



<sup>11</sup> Young people can enter the YJ system with multiple referrals and can also be referred while in an open YJ case. For these reasons, the number of YJ referrals received in one year is greater than the number of youths referred.

<sup>12</sup> Municipal or county jurisdiction over young people alleged to have violated a civil law or ordinance is determined by the referral source. Violation of municipal ordinance often results in a ticket, which may or may not also result in a referral to the YJ system. Data tracking for municipal ordinances and ticketing varies by county and are not uniformly tracked in eWiSACWIS.

<sup>13</sup> One YJ referral may contain multiple YJ referral types, so the number of referral types documented in 2020 slightly exceeds the number of YJ referrals documented in eWiSACWIS.

## Referral Sources

Youth can be referred to the YJ system by law enforcement, parents or guardians, or other individuals or agencies (including schools who can refer youth to YJ only for truancy).

In 2020, the referral source for approximately nine out of every ten referrals was Law Enforcement (Table 2).

Table 2  
2020 YJ REFERRALS BY SOURCE

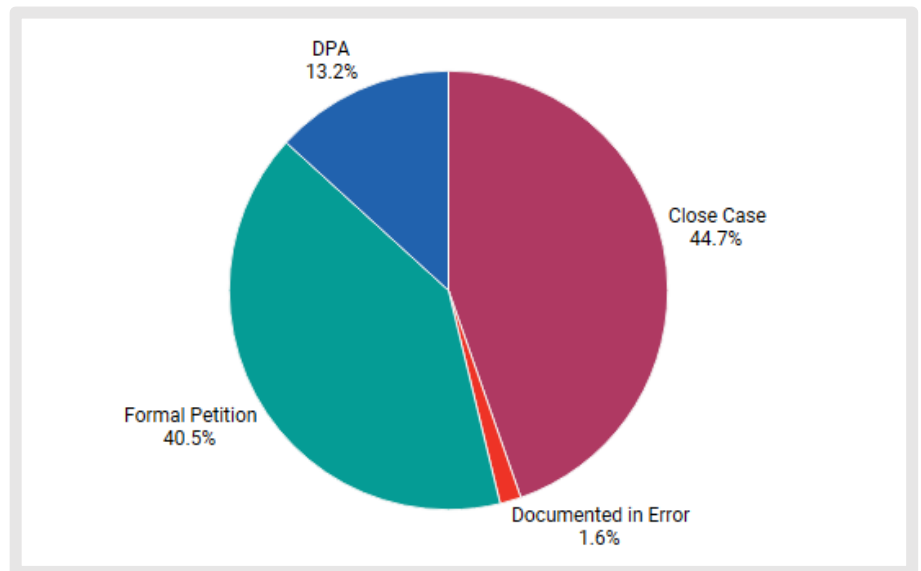
Referral Source	
Law Enforcement	87.7%
School	10.4%
Other	1.5%
Parent/Guardian	0.4%

## Intake Worker Recommendations

At the conclusion of the intake process, based on the information gathered, an Intake Worker will issue one of the following recommendations:

- Case Closure:** The case may be counseled and closed, diverted, or found not to fall within the jurisdiction of the county juvenile court. No further formal YJ involvement is recommended by the intake worker.
- Deferred Prosecution Agreement (DPA):** A DPA may be recommended in cases with juvenile court jurisdiction where the intake worker feels formal court involvement is not required.
- Formal Petition:** The intake worker may refer the case to the district attorney or corporation counsel to request a formal petition to juvenile court. This petition may result in further formal juvenile court involvement – including supervision.
- Documented in Error**

Figure 8  
2020 YJ REFERRALS BY INTAKE WORKER RECOMMENDATION



Data Note: 162 YJ referrals are excluded from Figure 8 for suspected data entry error

In 2020, intake workers most frequently recommended to case closure, followed closely by a formal petition to court<sup>14</sup> (Fig. 8). However, a closer look at recommendations for delinquency and JIPS referrals in proceeding sections reveal recommendations can vary based on referral type.

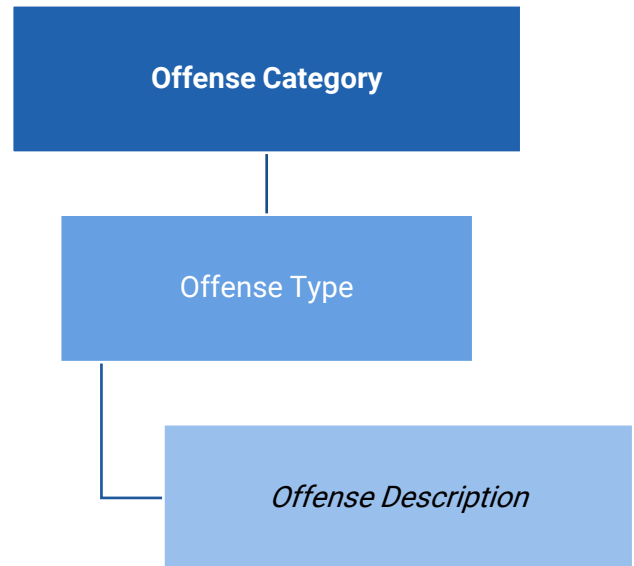
<sup>14</sup> The intake worker makes their recommendation to the district attorney’s office, who then review the decision and determine whether to accept or override this recommendation. It is possible the outcome of a YJ case may differ from intake worker recommendations, however, as these outcomes are not yet tracked by all counties in eWisACWIS, they are not included in this report.

## Referral Detail: Delinquency Only

Each YJ referral logged in eWISACWIS includes at least one offense, or description of the law or laws a youth is alleged to have violated. Offenses are organized in eWISACWIS by category, type, and description in accordance with standards set by the Federal Bureau of Investigation’s Uniform Crime Reporting (UCR) program. The mapping of Wisconsin statutes onto UCR offense categories and types was supplied by the Wisconsin Department of Justice’s Bureau of Justice Information and Analysis.

Five offense categories are tracked in Wisconsin:

1. **Drug**
2. **Property:** includes any offense where the objective is to gain money, property, or some other benefit (ex. vandalism, theft, burglary, and motor vehicle theft)
3. **Society:** UCR defines as “society’s prohibition against engaging in certain types of activity” (ex. disorderly conduct, sex offenses, and weapons).
4. **Violent**
5. **Other:** Any offense not included in the other categories (ex. battery, resisting/obstructing an officer). This category also includes offenses that are not reportable to UCR.



## Delinquency Referrals: Offense Categories

In 2020, delinquency referrals most frequently included offenses from the **Other** (3,229 referrals) **Society** (2,942 referrals) and **Property** (2,672 referrals) categories (Table 3). Combined, these three offense categories accounted for approximately ninety percent of delinquency referrals logged in eWISACWIS in 2020.

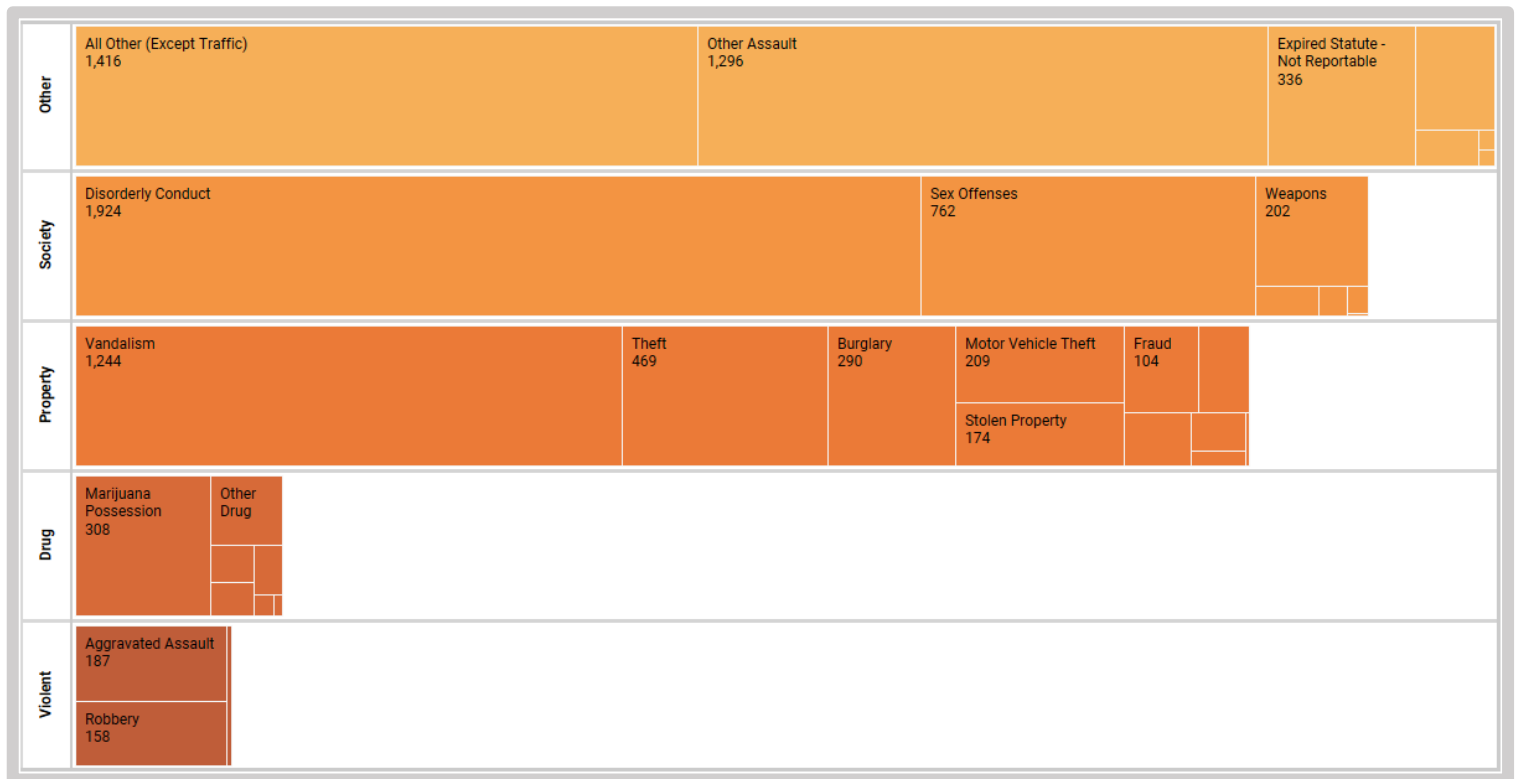
Table 3  
2020 DELINQUENCY REFERRALS: OFFENSE CATEGORIES

Offense Category	
Other	33.4%
Society	30.4%
Property	27.6%
Drug	4.9%
Violent	3.7%

## Delinquency Referrals: Offense Categories and Offense Types

Figure 9 further illustrates the relationship between offense category and offense type. Each of the five offense categories occupies a swim lane, which is populated by corresponding offense types. In 2020, delinquency referrals included offenses from thirty-one distinct offense types. Offense types with at least 100 referrals are included below.

Figure 9  
2020 DELINQUENCY REFERRALS BY OFFENSE CATEGORY AND TYPE



Within the **Other** offense category, the most frequent offense type was All Other (Except Traffic) (1,416 referrals). This offense type includes offense descriptions like *Resisting or Obstructing an Officer* (384 referrals) and *Operating a Vehicle without Consent – Passenger* (291 referrals). The second most frequent offense type was Other Assault (1,296 referrals), which includes offense descriptions like *Battery* (1,098 referrals). This category also includes offenses that are not reportable to UCR (471 referrals).

The most frequent offense types in the **Society** offense category were Disorderly Conduct (1,924 referrals), Sex Offenses (762 referrals), and Weapons (202 referrals).

The third most common offense category, **Property**, included the following offense types most frequently: Vandalism (1,244 referrals), Theft (469 referrals), Burglary (290 referrals), Motor Vehicle Theft (209 referrals), and Stolen Property (174 referrals).

Of the referrals received with offenses from the **Drug** offense category, over two-thirds (308 referrals) were for Marijuana Possession.

The **Violent** offense category received the fewest number of referrals in 2020. The most frequent offense type within this category was Aggravated Assault (187 referrals).

## Delinquency Referrals: Offense Categories and Intake Worker Recommendations

Intake worker recommendations for delinquency referrals varied by offense category (Fig. 10).

Referrals in the **Other** offense category were most frequently recommended to be petitioned to court (45.8%) or closed (40.8%). Approximately one-tenth of these referrals were recommended for a DPA.

Half of **Society** offense referrals were recommended for case closure. A formal petition was the second most frequent recommendation (35.8%), followed by a DPA (11.7%).

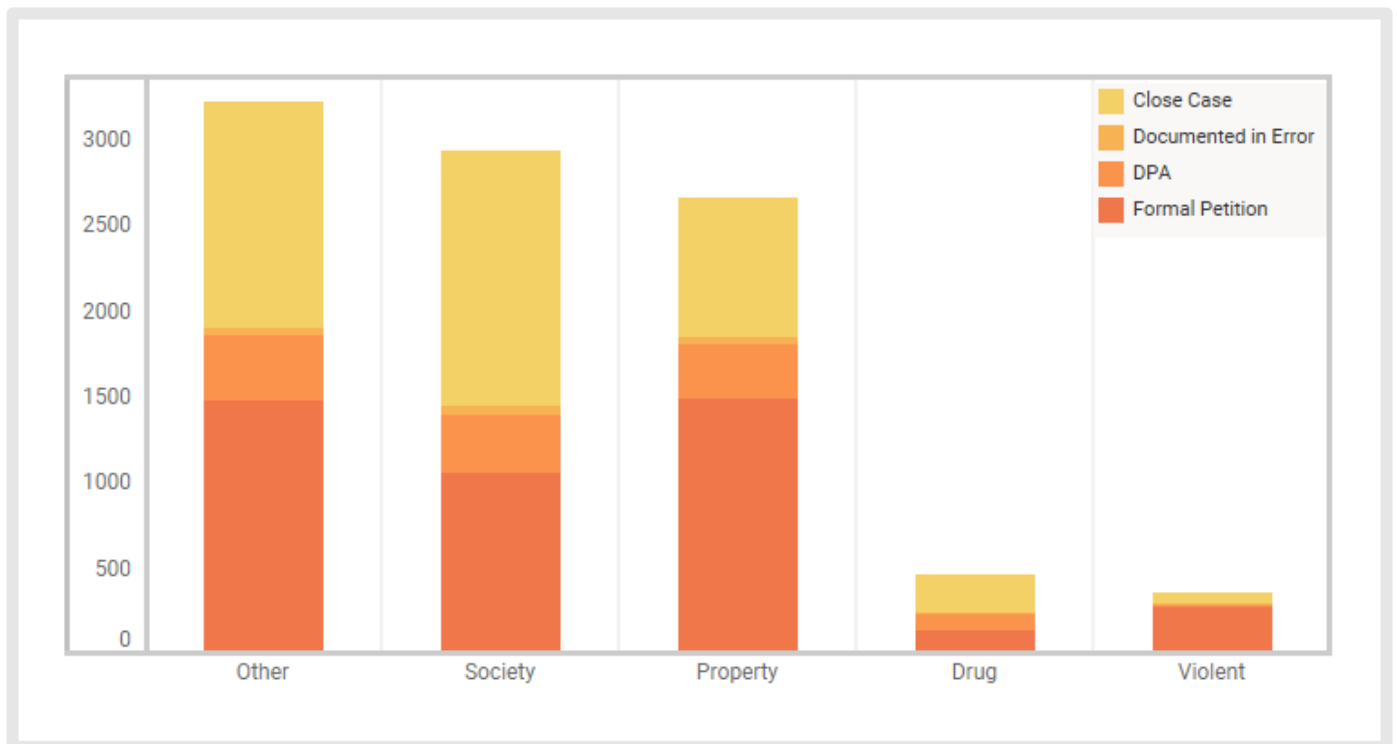
**Property** offense referrals were most often recommended for a formal petition to court (55.7%), followed by case closure (30.4%). Only twelve percent of referrals in the property offense category were recommended for a DPA.

The most recommended outcome for **Drug** offenses were case closure (47.8%) or a formal petition to court (30.1%). DPAs were frequently recommended in this offense category as well (19.3%).

Of all the offense categories, a formal petition to court was most frequently recommended in the **Violent** category (75.8%). Fifteen percent of delinquency referrals from the violent offense category were recommended for case closure and six percent were recommended for a DPA.

Figure 10

### 2020 DELINQUENCY REFERRAL INTAKE RECOMMENDATIONS BY OFFENSE CATEGORY



Data Note: 38 Delinquency referrals are excluded from Figure 10 for suspected data entry error

## Referral Detail: JIPS Only

Youth may receive a JIPS referral if certain conditions apply. These conditions include:

- A parent or guardian is unable or needs assistance to manage a youth’s behavior
- A youth is determined to be not responsible or not competent
- A youth is alleged to have committed a delinquent act before age 10
- A youth is habitually truant (runs away) from home
- A youth is habitually truant (absent) from school

JIPS cases may be referred for a variety of services, but cannot be sent to a correctional facility, juvenile detention facility, or to a secured care center. JIPS offenses are more indicative of a youth’s criminogenic needs than their risk of future delinquent behavior.

### JIPS Referrals: Offense Descriptions

In 2020, over 60% of JIPS referrals were for *Truancy*, making it the most common offense description (Table 4). The second most common offense description was *Habitually Truant from Home*, followed by *Parent Unable/Needs Assistance to Control*. Nine percent of JIPS non-truancy referrals received in 2020 were for youth under age 10.

Table 4

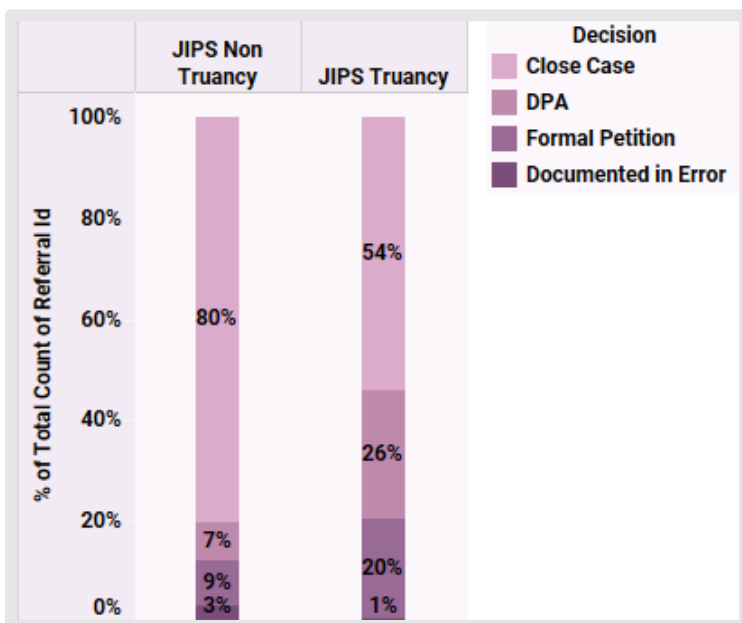
2020 JIPS REFERRALS: OFFENSE DESCRIPTIONS

Offense Description	
Truancy	1,336
Habitually Truant from Home	374
Parent Unable/Needs Assistance to Control	257
Delinquent Act Before Age 10	68
Not Responsible or Not Competent	11
Other	15

Data Note: 3 JIPS referrals are excluded from Table 4 for suspected data entry error

Figure 11

2020 JIPS REFERRAL INTAKE RECOMMENDATIONS BY JIPS CATEGORY



### JIPS Referrals: JIPS Category and Intake Worker Referrals

The most common intake recommendation for both JIPS truancy and JIPS non-truancy referrals was case closure (Fig. 11). Twenty-six percent of JIPS truancy referrals were recommended for a DPA and a slightly smaller percentage (20%) were recommended for a formal petition for court. The remainder of JIPS non-truancy referrals were evenly split between recommendations a formal petition to court (9%) or a DPA (7%).

Data Note: 7 JIPS referrals are excluded from Figure 11 for suspected data entry error

# 2020 County Details

## County Referral and Intake Table

Information included in this table includes the total YJ referrals, youth referred, referral types, and intake recommendations in 2020, organized by Wisconsin counties.

The number of referrals and youth referred is highly dependent on county-level factors such as population size and organizational structure of youth justice intake, as well as local variations in the justice system and youth-serving organizations. County youth population size is based on 2020 estimates from the Office of Juvenile Justice and Delinquency Prevention (OJJDP) and is only inclusive of the ages in which juvenile courts have original jurisdiction.

Table 5  
2020 COUNTY REFERRALS & INTAKE RECOMMENDATIONS

COUNTY	2020 YOUTH POP (0-16)	TOTAL		YJ REFERRAL TYPE <sup>15</sup>				INTAKE RECOMMENDATION <sup>16</sup>		
		YJ Referrals	Youth Referred	Delinq.	JIPS Truancy	JIPS Non-Truancy	Ord./Civ Vio.	Close Case	DPA	Formal Petition
Adams	2,671	89	65	72%	12%	16%	0%	78%	9%	10%
Ashland	3,142	76	41	93%	5%	1%	0%	8%	12%	66%
Barron	9,068	91	62	86%	13%	1%	1%	48%	32%	16%
Bayfield	2,448	36	29	69%	28%	3%	0%	61%	22%	14%
Brown	58,180	498	295	100%	0%	1%	0%	44%	9%	46%
Buffalo	2,457	8	7	50%	50%	0%	0%	50%	13%	38%
Burnett	2,451	51	33	88%	12%	0%	0%	29%	4%	59%
Calumet	10,737	75	49	63%	25%	12%	0%	40%	33%	21%
Chippewa	13,176	252	180	65%	25%	9%	2%	55%	26%	17%
Clark	9,688	47	39	100%	0%	0%	0%	49%	23%	26%
Columbia	11,283	217	146	70%	23%	6%	1%	59%	6%	33%
Crawford	2,967	55	32	56%	18%	0%	25%	71%	4%	24%
Dane	104,093	753	363	100%	0%	0%	0%	30%	9%	57%
Dodge	15,815	243	160	66%	34%	0%	0%	59%	10%	28%
Door	4,194	61	49	49%	51%	0%	0%	46%	36%	16%
Douglas	7,924	173	129	57%	42%	2%	1%	49%	6%	42%
Dunn	8,197	114	95	69%	31%	0%	87%	54%	19%	25%
Eau Claire	19,916	359	224	69%	15%	17%	0%	67%	14%	18%
Florence	580	2	2	50%	50%	0%	0%	100%	0%	0%
Fond Du Lac	20,360	314	197	73%	21%	6%	0%	36%	20%	41%
Forest	1,602	14	14	100%	0%	0%	0%	14%	43%	43%
Grant	10,036	108	73	96%	3%	2%	0%	39%	0%	61%
Green	7,432	38	33	84%	3%	16%	0%	34%	26%	39%
Green Lake	3,857	49	33	88%	12%	0%	0%	18%	47%	35%

<sup>15</sup> It is possible for one YJ referral to be associated with more than one YJ referral type. Because the referral type columns are calculated as a percentage of total referrals a county documents in eWISACWIS, these columns may add up to more than 100%.

<sup>16</sup> Intake recommendations are calculated as a percentage of all referrals received. Referrals for which a county did not enter a recommendation into eWISACWIS account for percentages lower than 100%.



Wisconsin Youth Justice Referrals and Intake Report | CY 2020

Iowa	4,889	50	38	84%	14%	2%	0%	38%	24%	38%
Iron	813	4	4	50%	0%	0%	75%	50%	25%	25%
Jackson	4,154	86	68	33%	52%	15%	0%	49%	36%	10%
Jefferson	16,188	213	106	100%	0%	0%	0%	71%	8%	18%
Juneau	5,031	30	18	97%	3%	0%	0%	40%	7%	37%
Kenosha	35,120	403	301	71%	25%	3%	0%	14%	14%	69%
Kewaunee	3,962	26	20	85%	8%	0%	8%	46%	35%	15%
La Crosse	21,777	236	128	87%	8%	4%	0%	53%	18%	27%
Lafayette	3,781	67	58	28%	72%	0%	0%	91%	0%	7%
Langlade	3,455	54	34	100%	0%	0%	0%	20%	7%	43%
Lincoln	4,606	69	43	96%	0%	3%	1%	57%	17%	26%
Manitowoc	15,016	155	91	97%	0%	1%	1%	30%	8%	57%
Marathon	28,884	283	202	99%	1%	1%	0%	46%	17%	36%
Marinette	7,154	127	80	39%	27%	35%	0%	59%	14%	24%
Marquette	2,787	38	23	82%	18%	0%	0%	53%	11%	37%
Menominee	1,436	42	29	100%	0%	0%	0%	62%	0%	36%
Milwaukee	212,441	983	726	100%	0%	0%	0%	20%	3%	74%
Monroe	11,031	100	71	94%	4%	2%	0%	50%	19%	29%
Oconto	7,249	83	63	78%	12%	6%	4%	61%	16%	20%
Oneida	5,732	83	60	70%	7%	23%	0%	64%	12%	23%
Outagamie	41,098	394	245	85%	11%	4%	0%	27%	24%	44%
Ozaukee	17,745	73	56	99%	1%	0%	0%	52%	15%	32%
Pepin	1,503	7	5	43%	29%	29%	0%	71%	14%	14%
Pierce	8,163	86	74	59%	37%	1%	0%	37%	36%	27%
Polk	8,287	60	47	73%	22%	5%	0%	47%	20%	33%
Portage	12,647	103	63	86%	2%	12%	0%	36%	13%	50%
Price	2,174	47	38	77%	15%	9%	0%	36%	36%	26%
Racine	41,941	344	196	100%	0%	0%	0%	34%	15%	49%
Richland	3,452	43	32	100%	0%	0%	0%	35%	12%	53%
Rock	34,745	442	275	94%	3%	3%	0%	31%	7%	55%
Rusk	2,638	31	26	90%	6%	3%	0%	29%	35%	35%
Saint Croix	20,909	176	131	64%	23%	11%	2%	28%	15%	57%
Sauk	13,708	102	69	91%	2%	7%	0%	57%	14%	29%
Sawyer	3,005	136	105	38%	62%	0%	0%	73%	18%	9%
Shawano	8,120	130	63	93%	6%	1%	0%	25%	3%	72%
Sheboygan	23,522	422	268	86%	12%	2%	0%	43%	18%	37%
Taylor	4,380	24	22	75%	21%	0%	4%	0%	63%	29%
Trempealeau	7,088	41	32	90%	10%	0%	0%	10%	24%	63%
Vernon	7,526	33	24	97%	3%	0%	3%	76%	9%	15%
Vilas	3,490	70	49	100%	0%	0%	0%	43%	14%	21%
Walworth	19,436	104	87	88%	10%	3%	0%	50%	22%	15%
Washburn	2,692	30	20	90%	10%	0%	0%	43%	37%	20%
Washington	27,189	200	138	95%	5%	0%	0%	34%	10%	56%
Waukesha	80,198	507	394	54%	17%	28%	1%	64%	12%	21%

Wisconsin Youth Justice Referrals and Intake Report | CY 2020

Waupaca	9,604	117	68	96%	3%	2%	0%	50%	8%	32%
Waushara	4,050	32	24	84%	16%	0%	0%	63%	13%	25%
Winnebago	32,702	790	343	78%	9%	15%	0%	59%	4%	35%
Wood	14,761	343	191	72%	4%	28%	0%	76%	14%	8%



## Wisconsin Department of Children and Families

The Department of Children and Families is an equal opportunity employer and service provider. If you have a disability and need to access services, receive information in an alternate format, or need information translated to another language, please call the Bureau of Youth Services at 608-422-6948. Individuals who are deaf, hard of hearing, deaf-blind or speech disabled can use the free Wisconsin Relay Service (WRS) – 711 to contact the department.