

Narrative of Monthly Report January 2013

For the month of January, the following are notable YoungStar statistics.

★ Participation

We currently have 4,847 programs participating in YoungStar. This is an increase of 6 programs from December. The largest increase in participation came from the certified family programs, which added 15 programs. There was a drop in participation in licensed family (-11) and public school programs (-2).

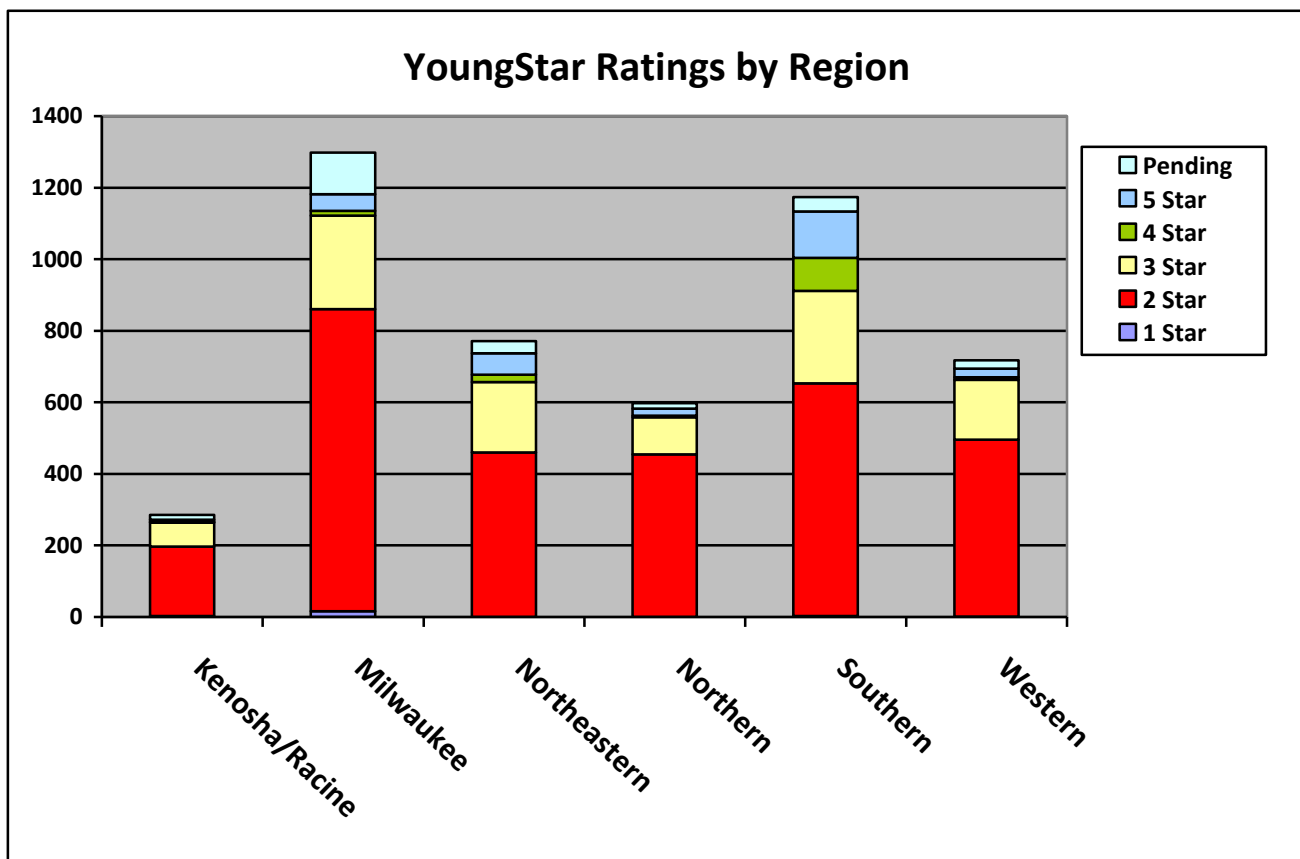
★ Technical Assistance and Technical Rating Visits

In January, YoungStar staff made 762 individual technical assistance visits to 140 programs. This brings the total for technical assistance visits to 14,726 visits to 4,012 programs. For January, 225 technical rating visits were completed with 120 programs. The total number of technical rating visits is 4,029 visits to 2,466 programs.

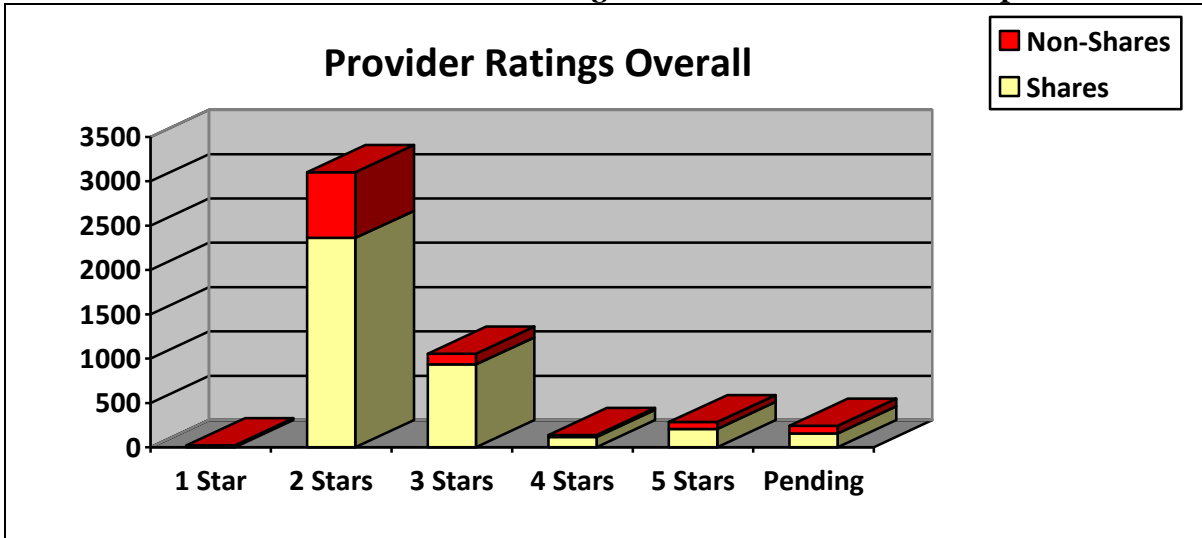
★ Ratings

In January, 78 programs were rated for the first time, bringing the total rated to date to 4,604. Of those, 3,617 had an open Wisconsin Shares authorization when the data was run for this report.

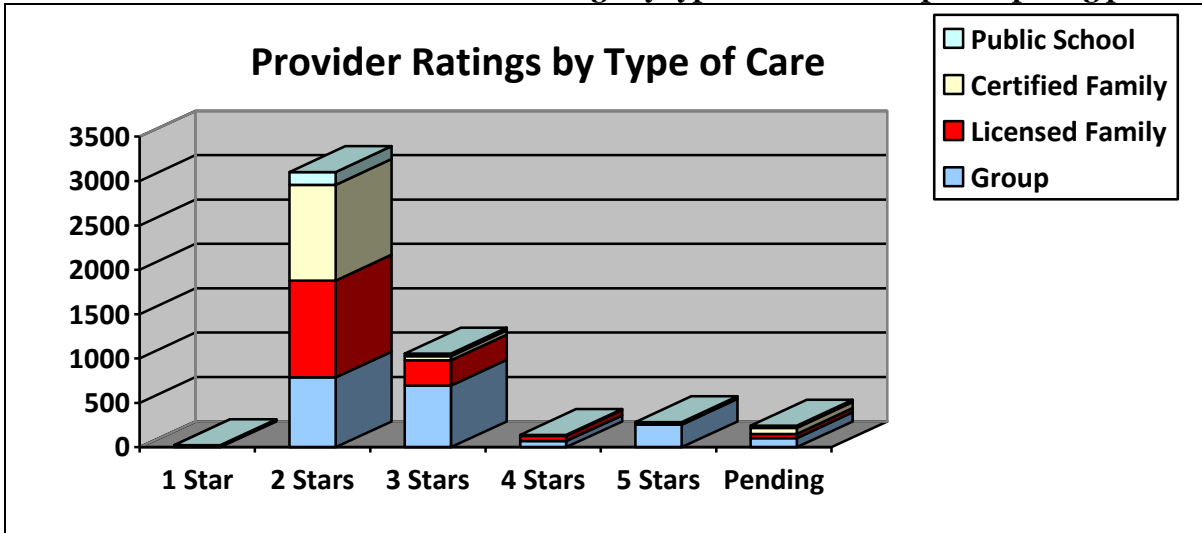
The chart below shows the number of ratings by YoungStar region.



The chart below shows the number of ratings for Shares and non-Shares providers.



The chart below shows the number of ratings by type of care for all participating providers.



The chart below shows the type of rating chosen by providers.

