

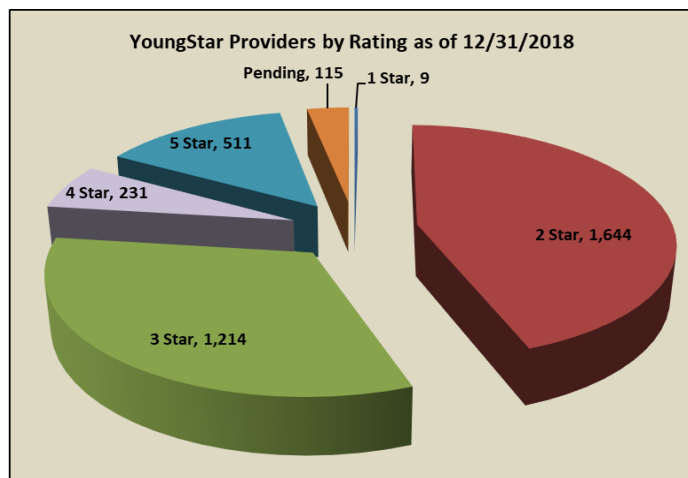
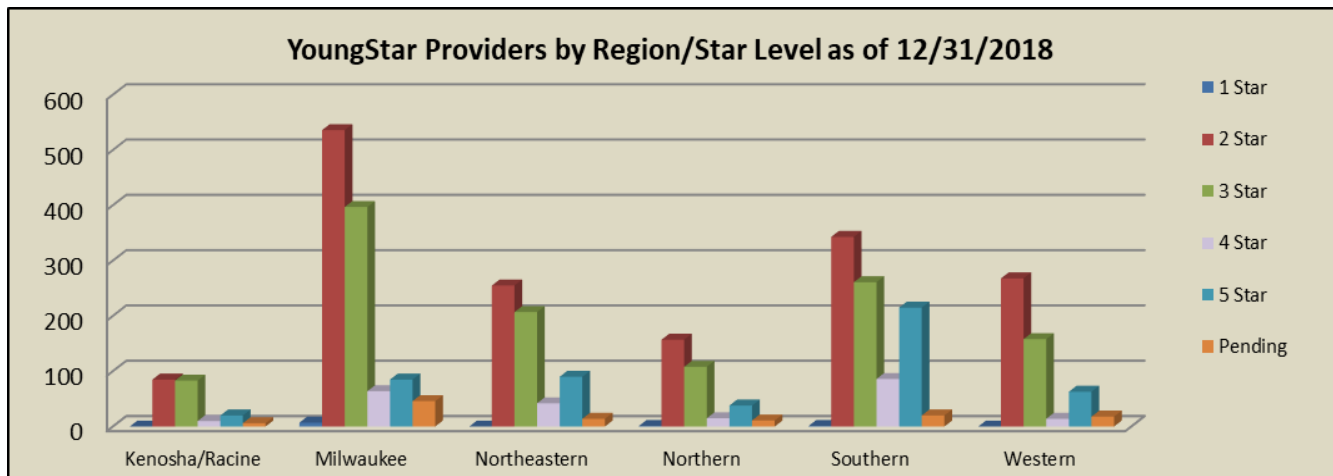
Narrative of Monthly Report December 2018

For the month of December the following are notable YoungStar statistics.

★ **Participation and Rating Composition:**

We currently have 3,724 programs participating in YoungStar. This is a decrease of 13 programs as compared to November. The chart and graph below shows the rating composition by Region for the current month.

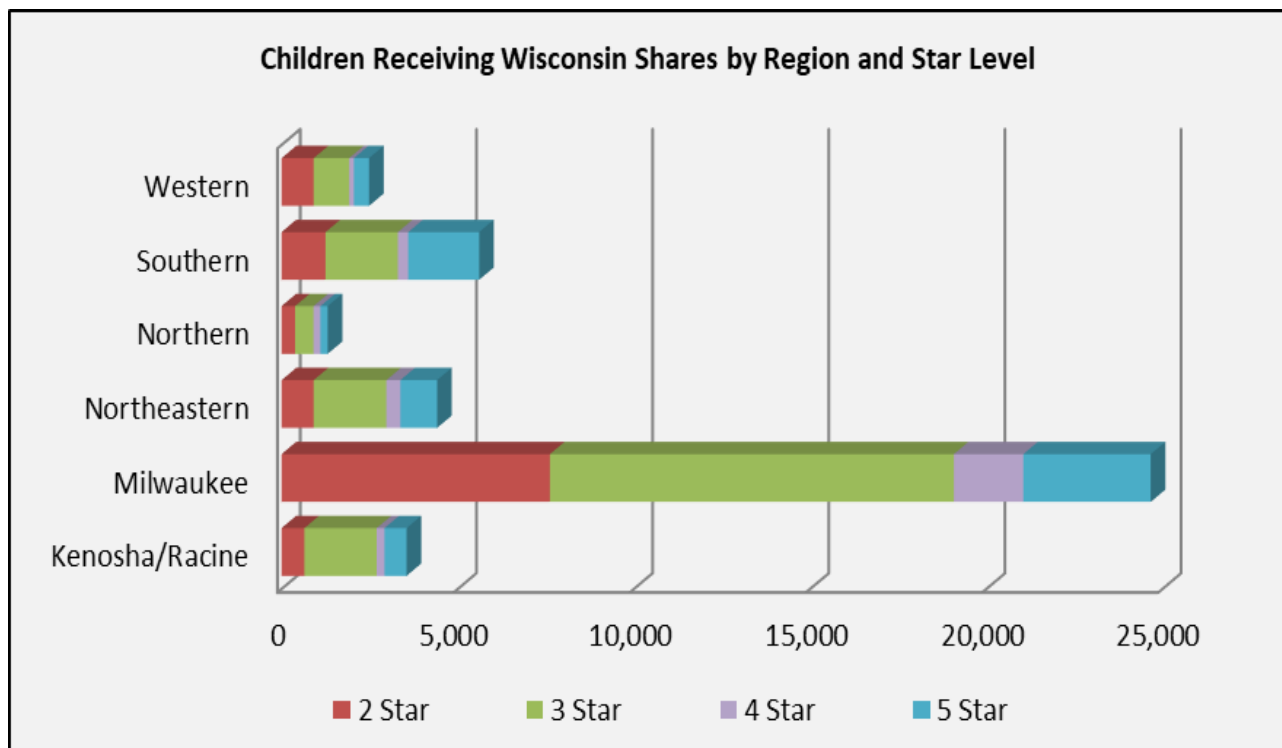
	1 Star	2 Star	3 Star	4 Star	5 Star	Pending	TOTAL
Kenosha/Racine	0	85	83	10	20	6	204
Milwaukee	7	536	397	64	85	46	1,135
Northeastern	0	255	207	42	90	14	608
Northern	1	157	108	15	38	11	330
Southern	1	343	261	86	215	20	926
Western	0	268	158	14	63	18	521
Total	9	1,644	1,214	231	511	115	3,724



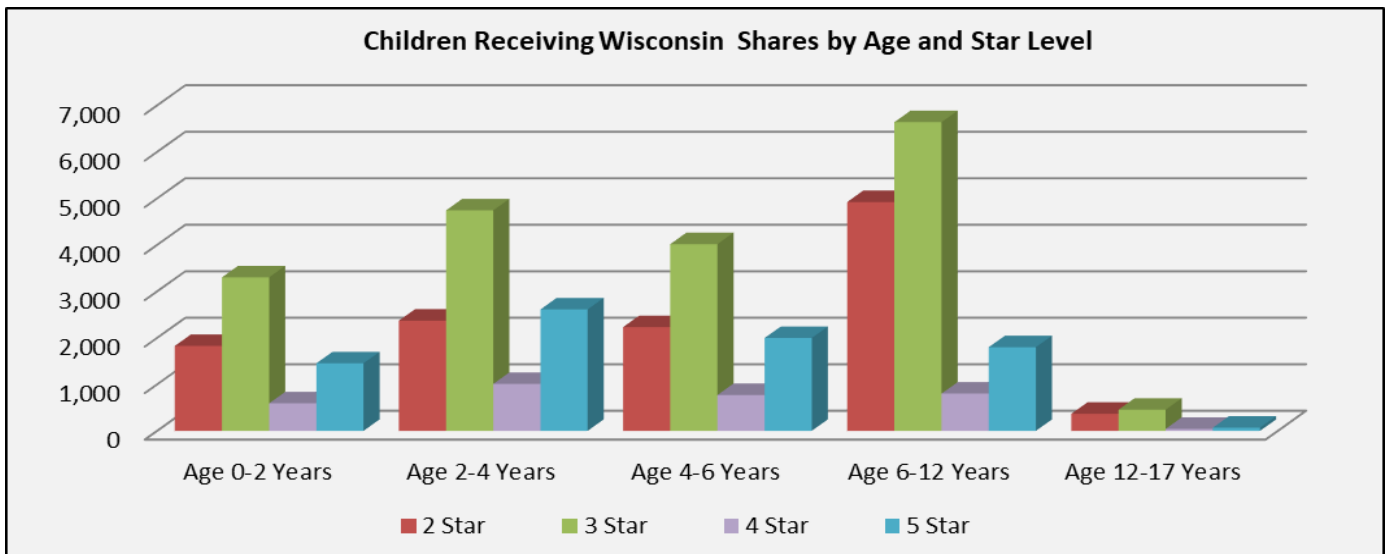
★ **Rating and Wisconsin Shares Data**

In December, the total number of programs currently rated was 3,609. There were an additional 115 programs with pending ratings. There were 2,768 programs with open Wisconsin Shares authorizations when the data was run for this report. There were 42,032 children receiving Wisconsin Shares as shown by region, age, and star level.

	2 Star	3 Star	4 Star	5 Star	Total
Kenosha/Racine	650	2,052	220	627	3,549
Milwaukee	7,614	11,466	1,971	3,616	24,667
Northeastern	913	2,062	398	1,041	4,414
Northern	383	522	200	205	1,310
Southern	1,246	2,052	299	2,012	5,609
Western	914	1,004	134	431	2,483
Total	11,720	19,158	3,222	7,932	42,032

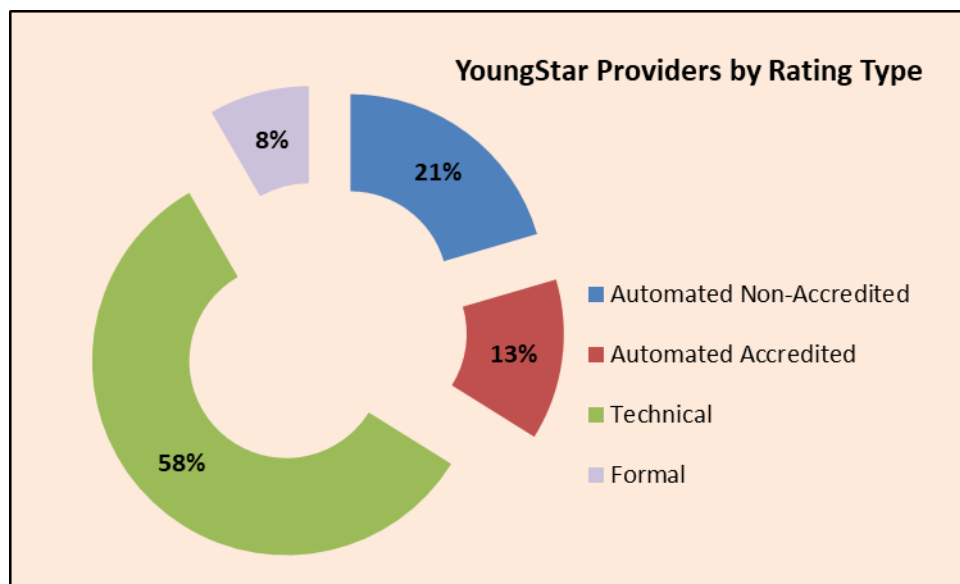


	2 Star	3 Star	4 Star	5 Star	Total
Age 0-2 Years	1,828	3,302	594	1,453	7,177
Age 2-4 Years	2,371	4,744	1,010	2,612	10,737
Age 4-6 Years	2,231	4,016	772	1,998	9,017
Age 6-12 Years	4,922	6,640	803	1,800	14,165
Age 12-17 Years	368	456	43	69	936
Total	11,720	19,158	3,222	7,932	42,032

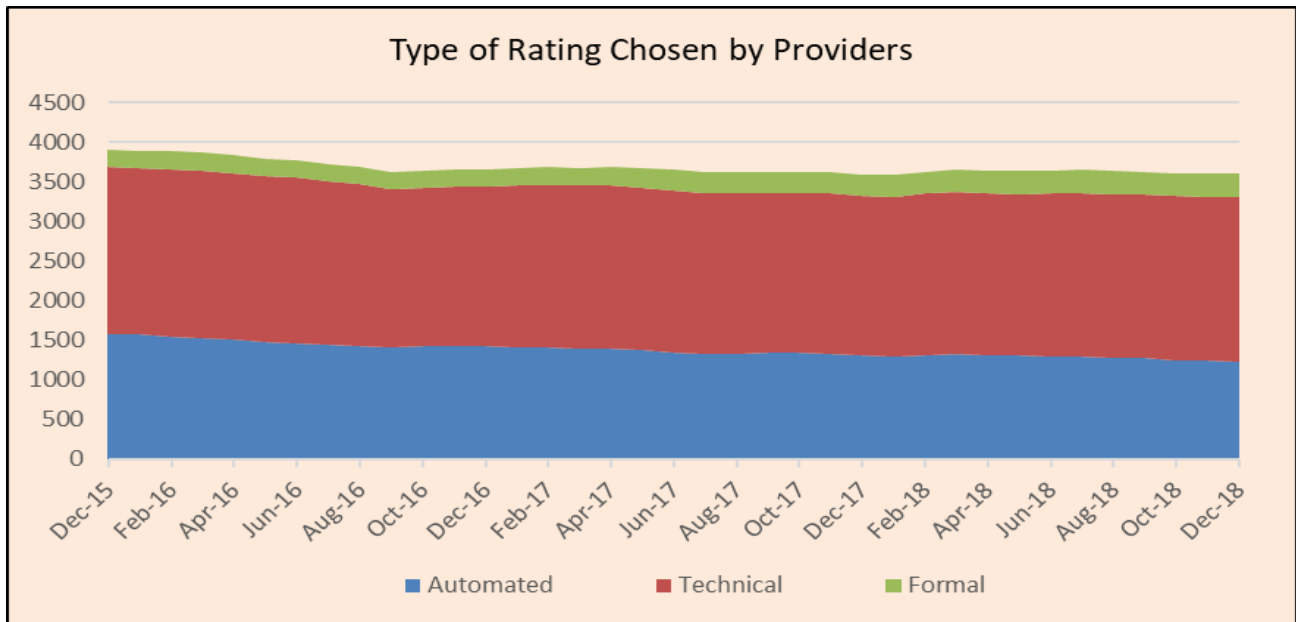


Rating History and Composition:

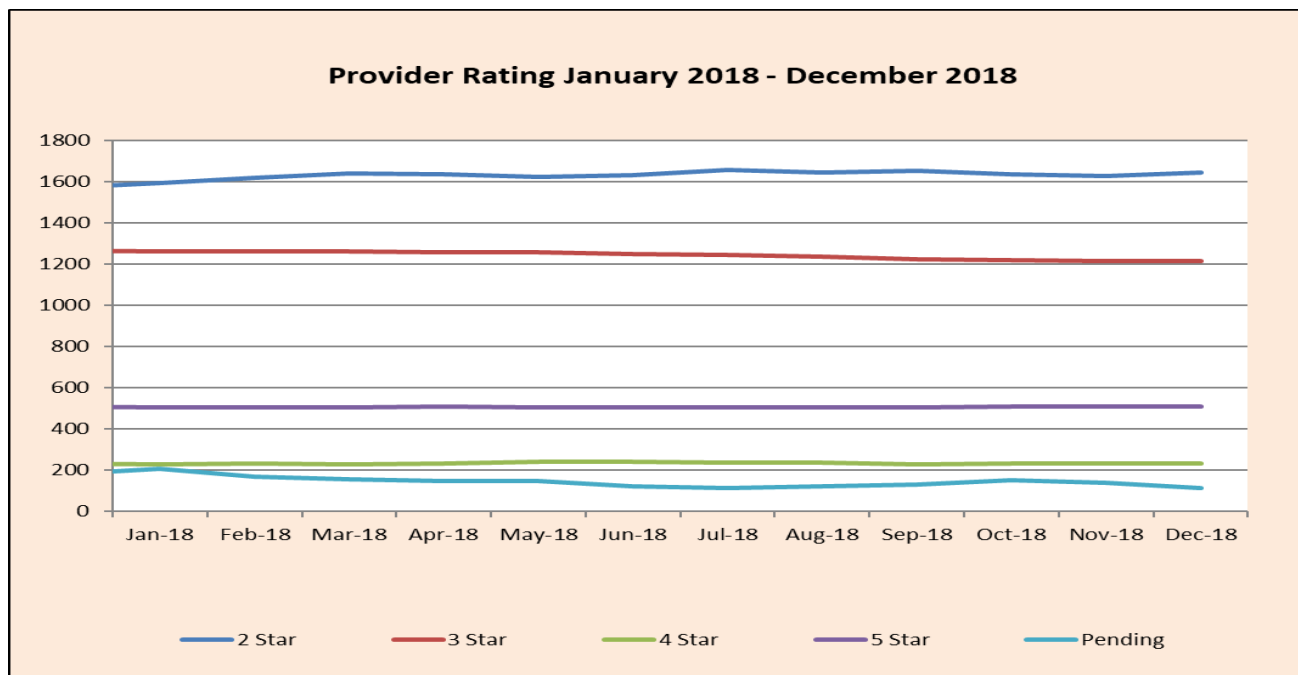
The composition of currently rated programs is shown below for December.



The graph below shows the movement in rating type chosen by providers over the past three years.

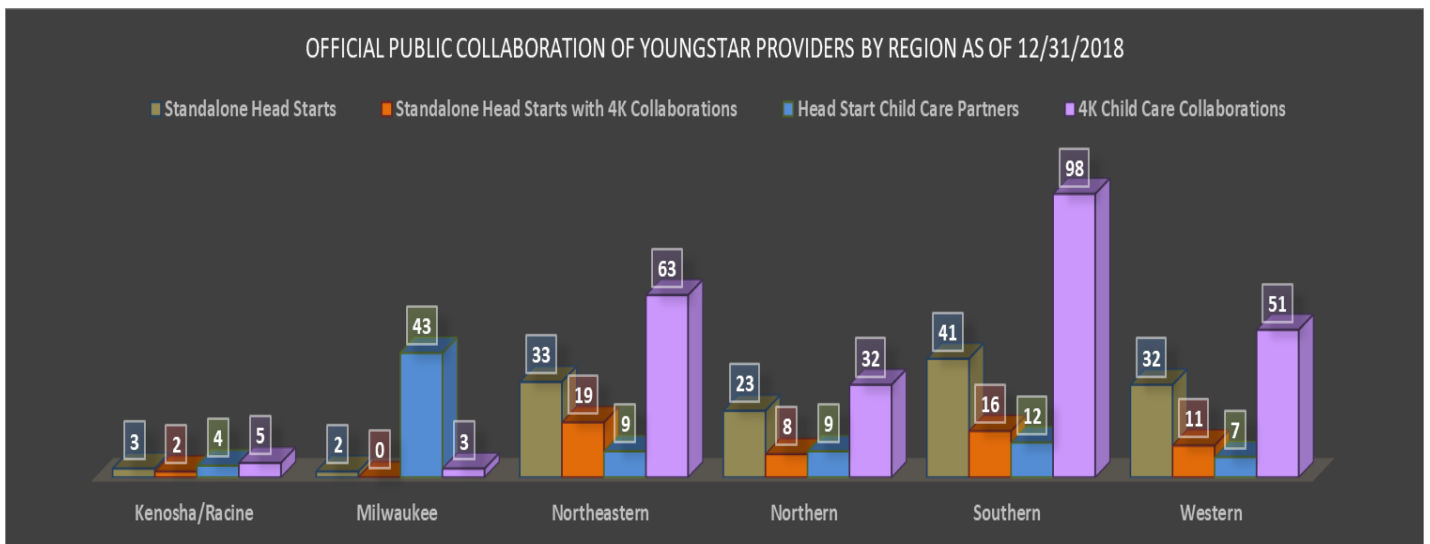


The graph below shows movement in rating levels for providers over the past year.



Please see <https://dcf.wisconsin.gov/youngstar/program/impact> for more details.

Region	Standalone Head Starts	Standalone Head Starts with 4K Collaborations	Head Start Child Care Partners	4K Child Care Collaborations	YoungStar Providers
Kenosha/Racine	3	2	4	5	204
Milwaukee	2	0	43	3	1135
Northeastern	33	19	9	63	608
Northern	23	8	9	32	330
Southern	41	16	12	98	926
Western	32	11	7	51	521
Total	134	56	84	252	3724



The Head Start/4K Child Care Collaboration information is based on returned surveys and all programs may not be included.