

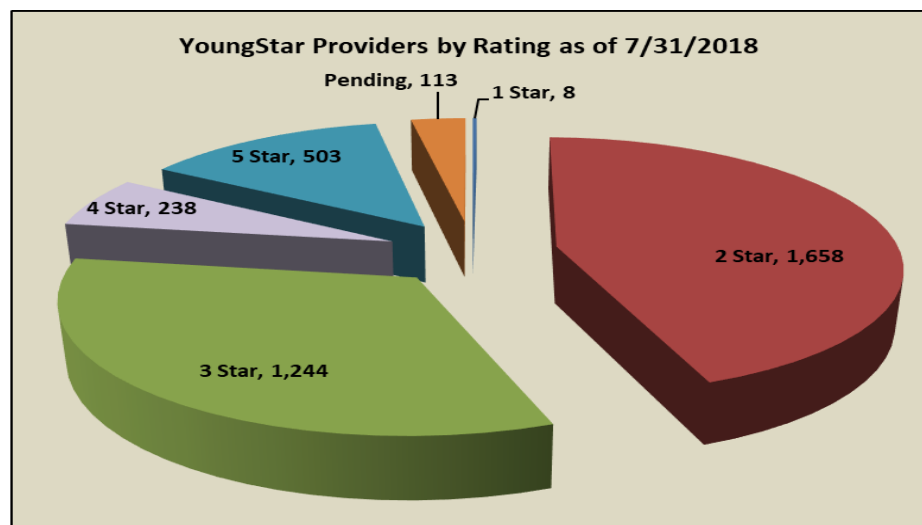
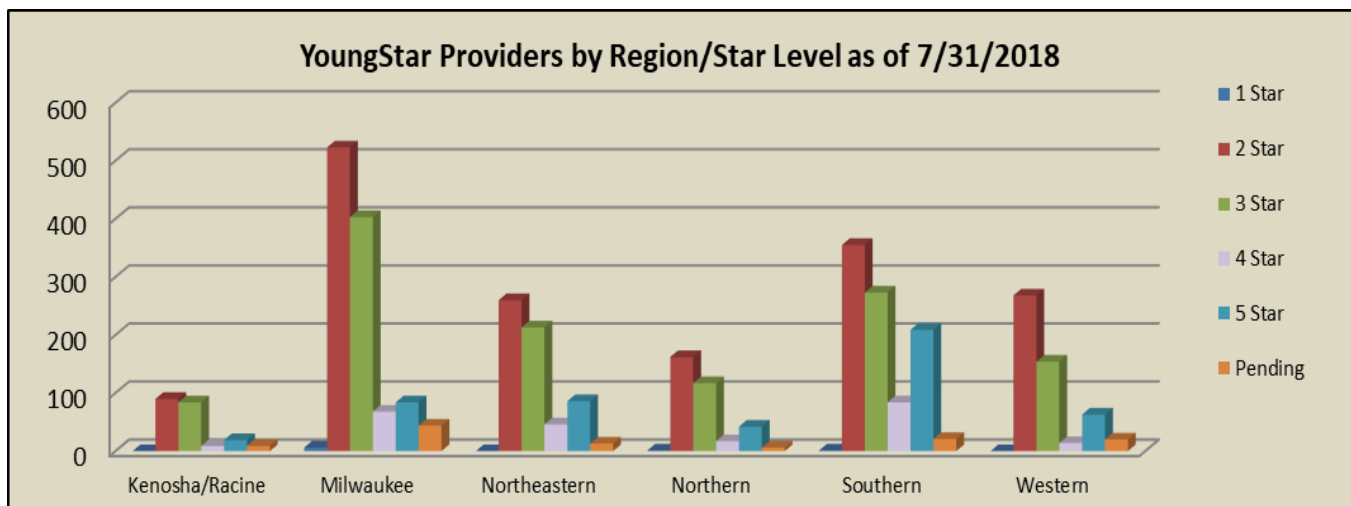
Narrative of Monthly Report July 2018

For the month of July the following are notable YoungStar statistics.

★ **Participation and Rating Composition:**

We currently have 3,764 programs participating in YoungStar. This is a decrease of 3 programs from June. The chart and graph below shows the rating composition by Region for the current month.

	1 Star	2 Star	3 Star	4 Star	5 Star	Pending	TOTAL
Kenosha/Racine	0	90	84	9	19	9	211
Milwaukee	6	523	403	68	84	44	1,128
Northeastern	0	260	213	46	86	13	618
Northern	1	162	117	17	42	6	345
Southern	1	355	273	84	209	21	943
Western	0	268	154	14	63	20	519
Total	8	1,658	1,244	238	503	113	3,764

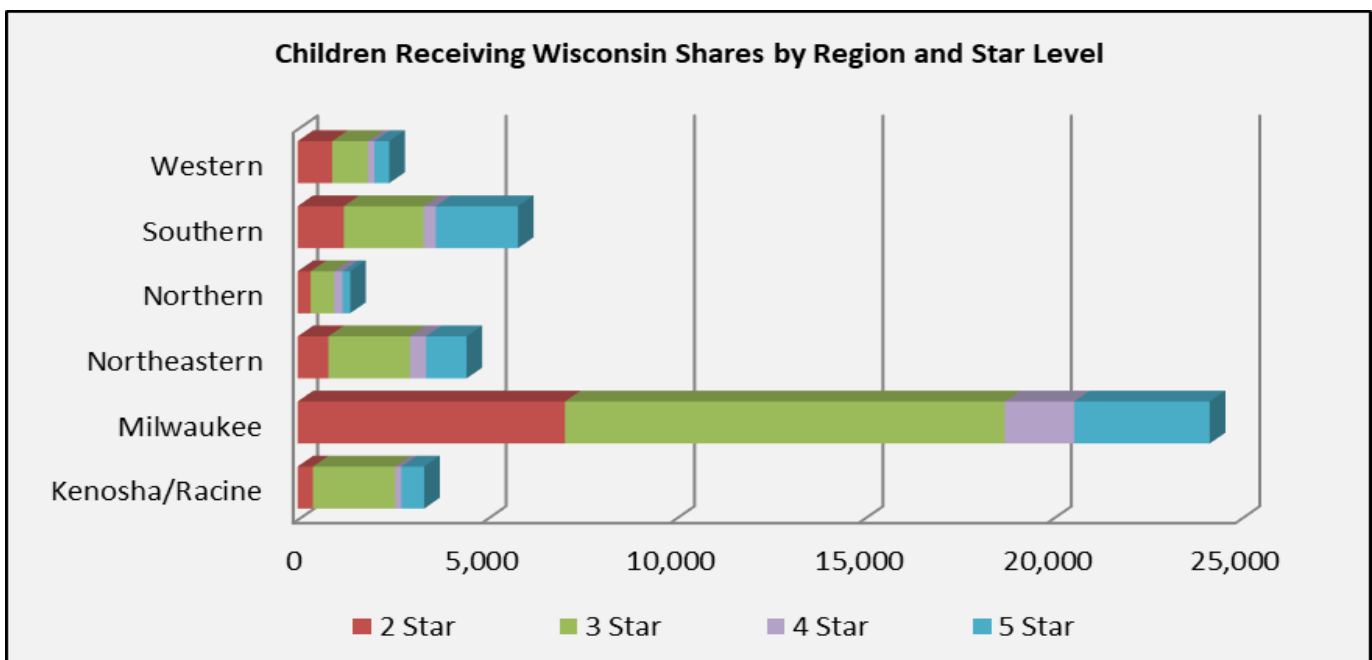


Data as of 7/31/2018

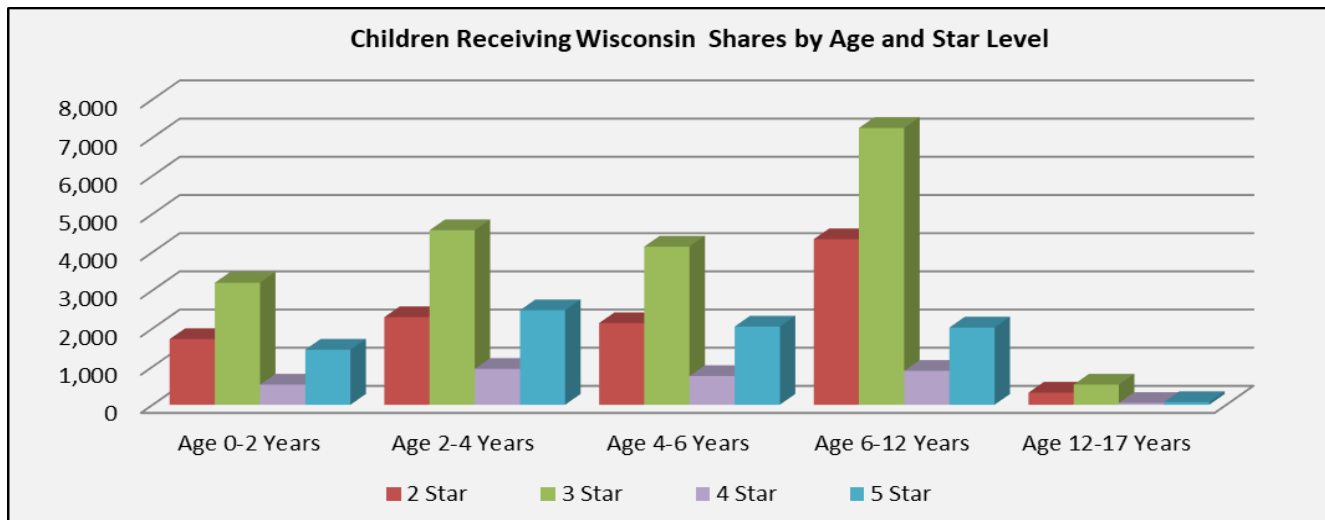
★ **Rating and Wisconsin Shares Data**

In July, the total number of programs currently rated was 3,651. There were an additional 113 programs with pending ratings. There were 2,544 programs with open Wisconsin Shares authorizations when the data was run for this report. There were 41,715 children receiving Wisconsin Shares as shown by region, age, and star level.

	2 Star	3 Star	4 Star	5 Star	Total
Kenosha/Racine	406	2,184	161	607	3,358
Milwaukee	7,095	11,666	1,841	3,599	24,201
Northeastern	816	2,164	429	1,073	4,482
Northern	347	620	224	204	1,395
Southern	1,226	2,113	327	2,181	5,847
Western	919	943	176	394	2,432
Total	10,809	19,690	3,158	8,058	41,715

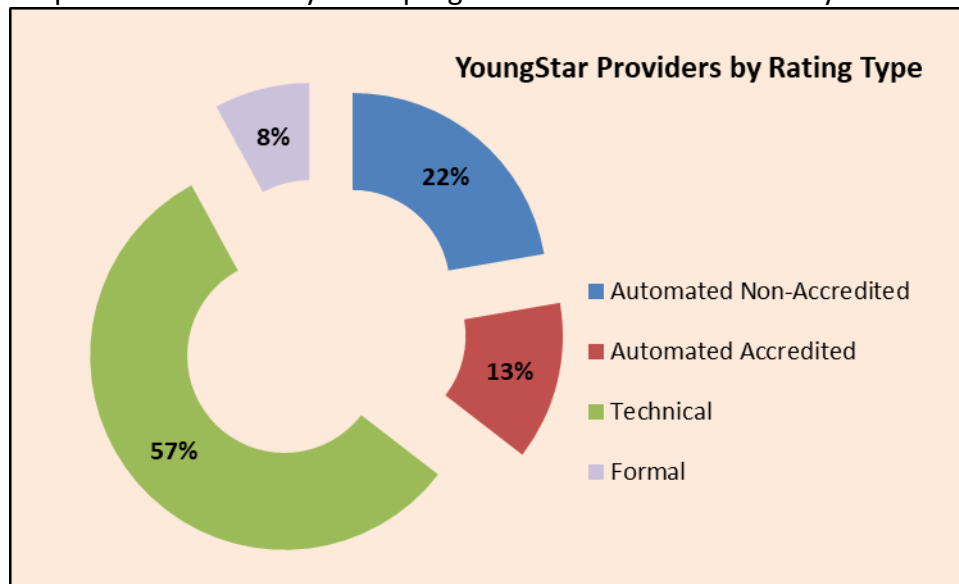


	2 Star	3 Star	4 Star	5 Star	Total
Age 0-2 Years	1,721	3,196	529	1,441	6,887
Age 2-4 Years	2,295	4,573	940	2,475	10,283
Age 4-6 Years	2,138	4,142	753	2,048	9,081
Age 6-12 Years	4,337	7,250	888	2,023	14,498
Age 12-17 Years	318	529	48	71	966
Total	10,809	19,690	3,158	8,058	41,715

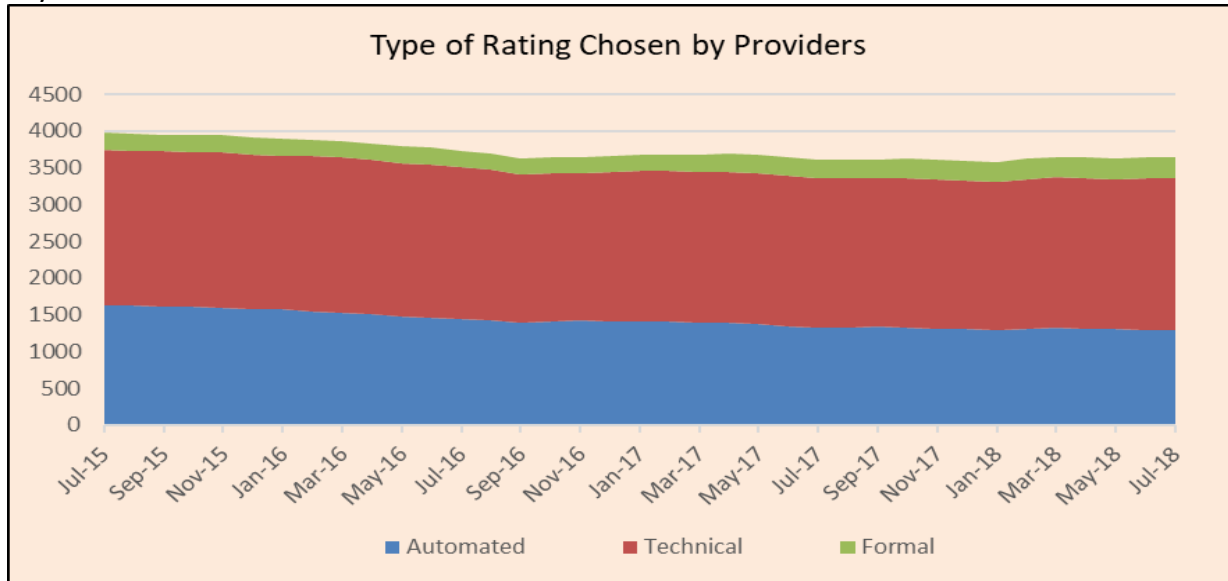


Rating History and Composition:

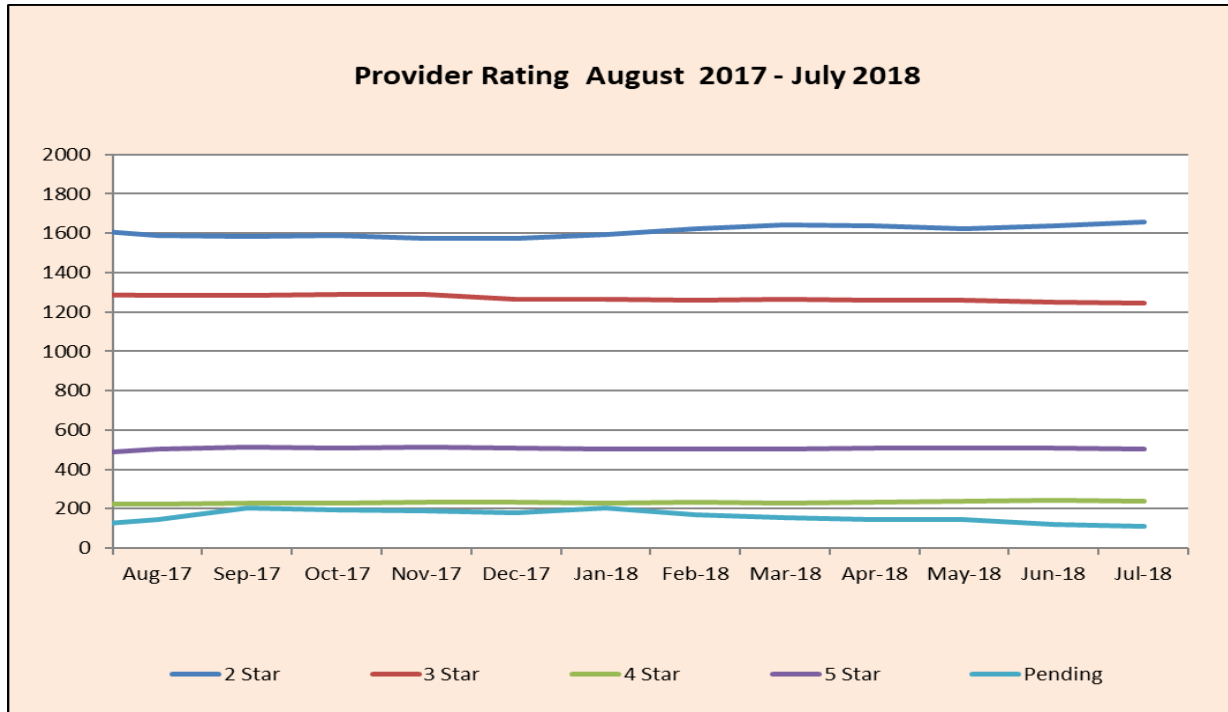
The composition of currently rated programs is shown below for July.



The graph below shows the movement in rating type chosen by providers over the past three years.

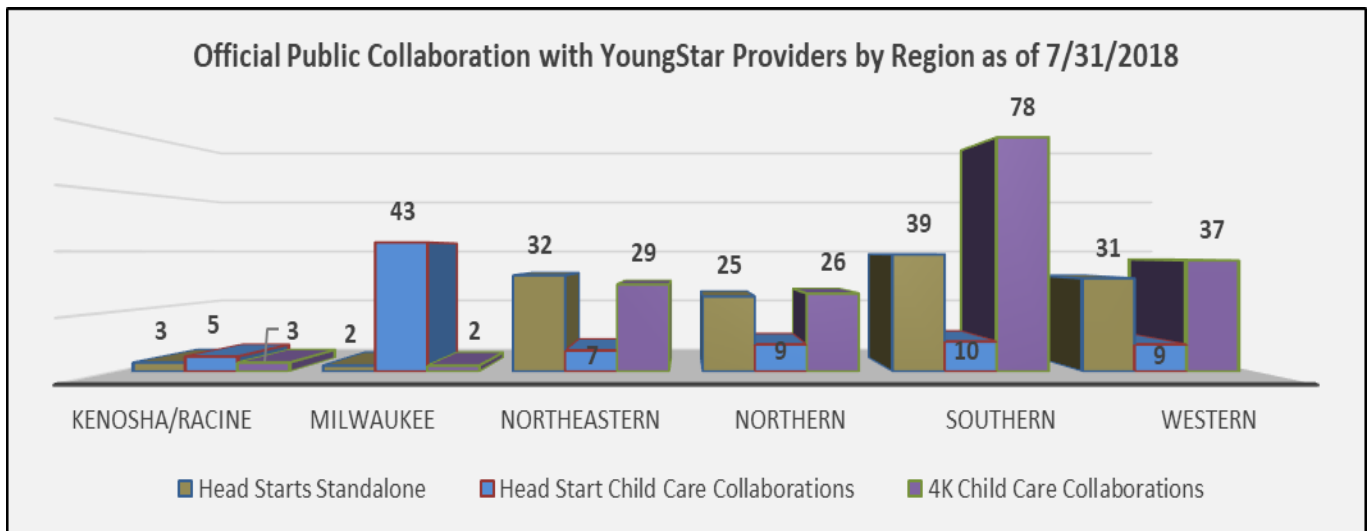


The graph below shows movement in rating levels for providers over the past year.



Please see <https://dcf.wisconsin.gov/youngstar/program/impact> for more details.

Region	Head Starts Standalone	Head Start Child Care Collaborations	4K Child Care Collaborations
Kenosha/Racine	3	5	3
Milwaukee	2	43	2
Northeastern	32	7	29
Northern	25	9	26
Southern	39	10	78
Western	31	9	37
Total	132	83	175



The Head Start/4K Child Care Collaboration information is based on returned surveys and all programs may not be included.