

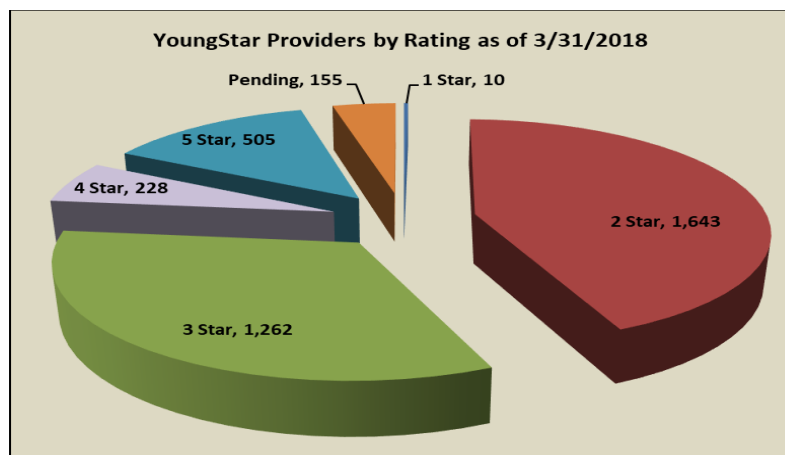
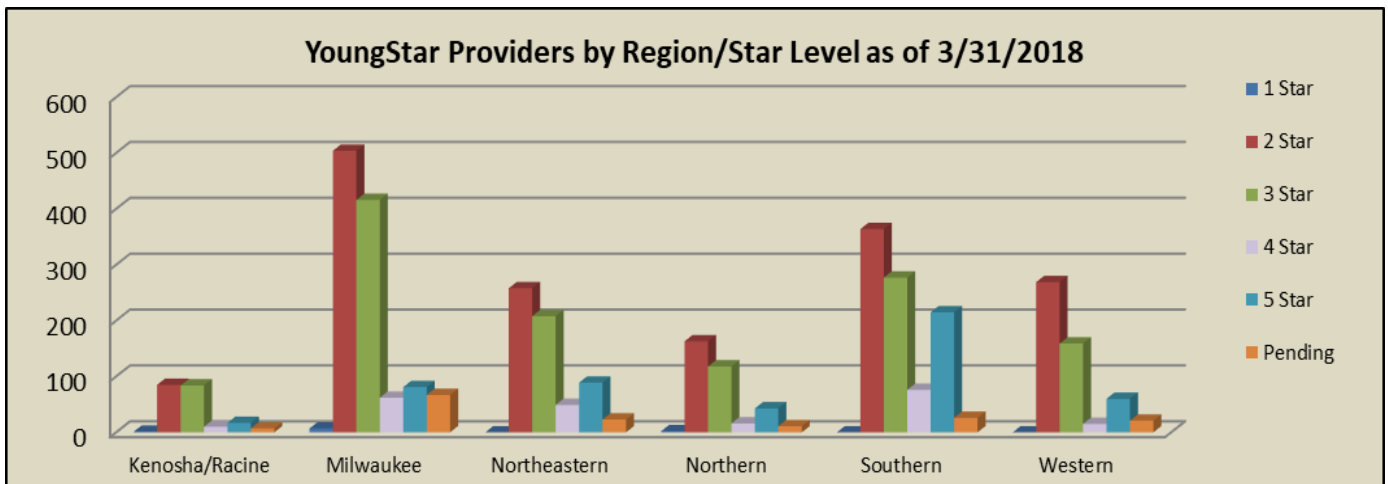
Narrative of Monthly Report March 2018

For the month of March the following are notable YoungStar statistics.

★ **Participation and Rating Composition:**

We currently have 3,803 programs participating in YoungStar. This is an increase of 7 programs from February. The chart and graph below shows the rating composition by Region for the current month.

	1 Star	2 Star	3 Star	4 Star	5 Star	Pending	TOTAL
Kenosha/Racine	1	85	84	10	17	7	204
Milwaukee	7	504	416	62	81	67	1,137
Northeastern	0	258	208	49	89	23	627
Northern	2	163	118	16	43	11	353
Southern	0	364	277	76	215	26	958
Western	0	269	159	15	60	21	524
Total	10	1,643	1,262	228	505	155	3,803

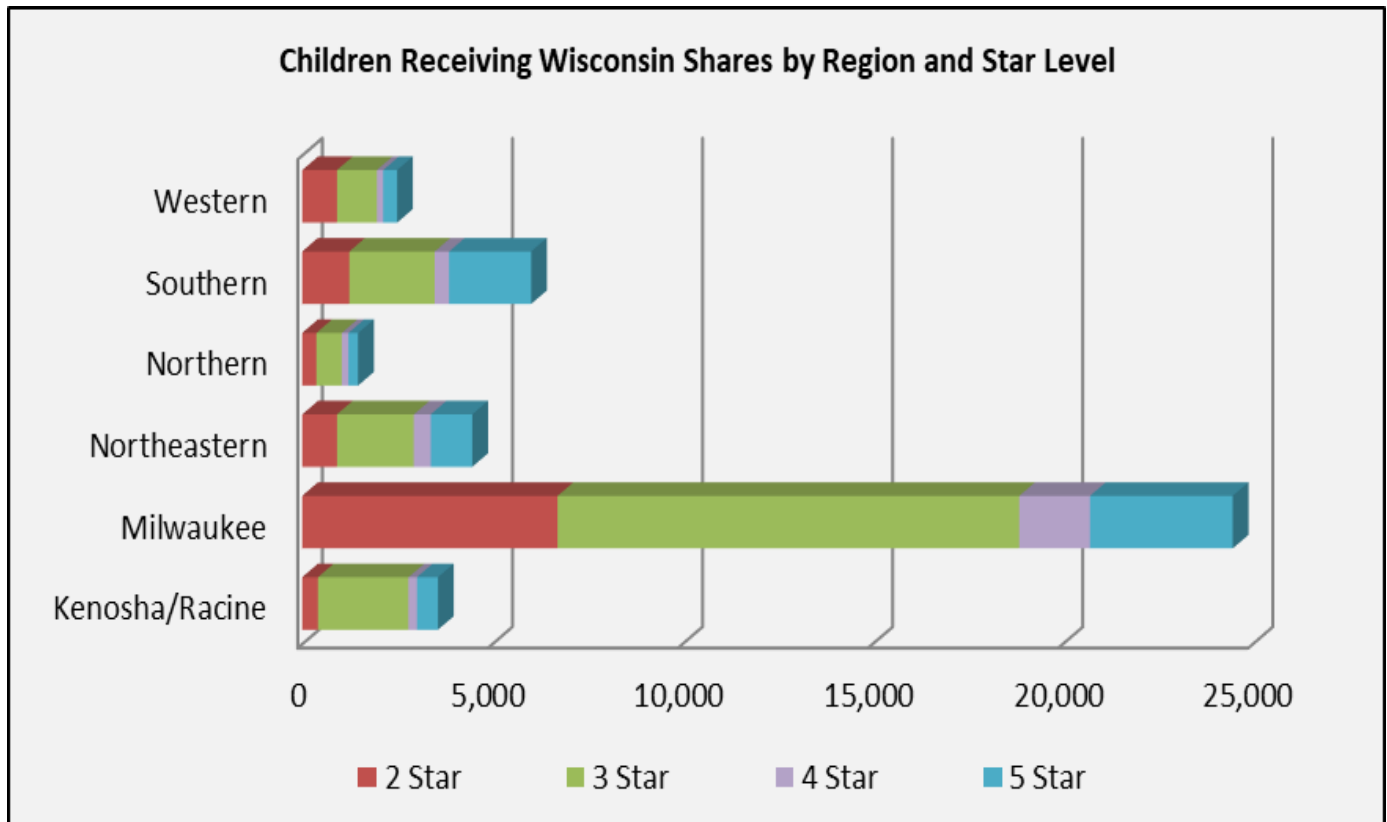


Data as of 3/31/2018

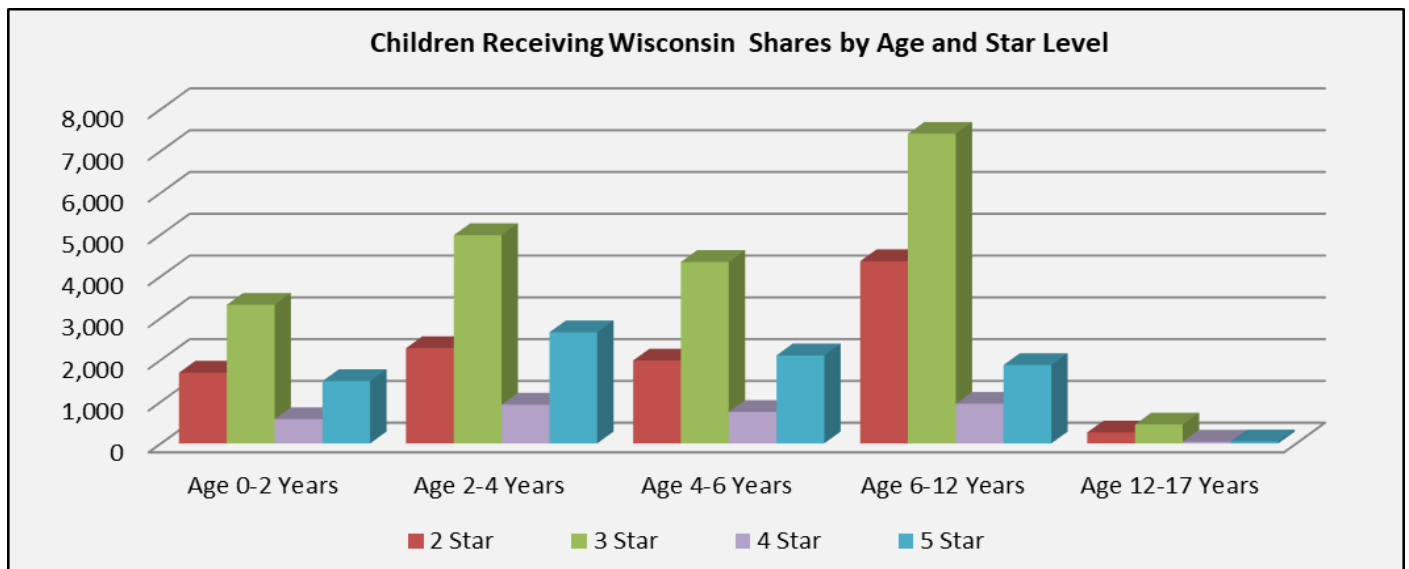
★ **Rating and Wisconsin Shares Data**

In March, the total number of programs currently rated was 3,648. There were an additional 155 programs with pending ratings. There were 2,826 programs with open Wisconsin Shares authorizations when the data was run for this report. There were 42,512 children receiving Wisconsin Shares as shown by region, age, and star level.

	2 Star	3 Star	4 Star	5 Star	Total
Kenosha/Racine	415	2,380	224	553	3,572
Milwaukee	6,717	12,143	1,861	3,754	24,475
Northeastern	915	2,020	446	1,094	4,475
Northern	374	666	178	253	1,471
Southern	1,241	2,246	376	2,160	6,023
Western	916	1,048	168	364	2,496
Total	10,578	20,503	3,253	8,178	42,512

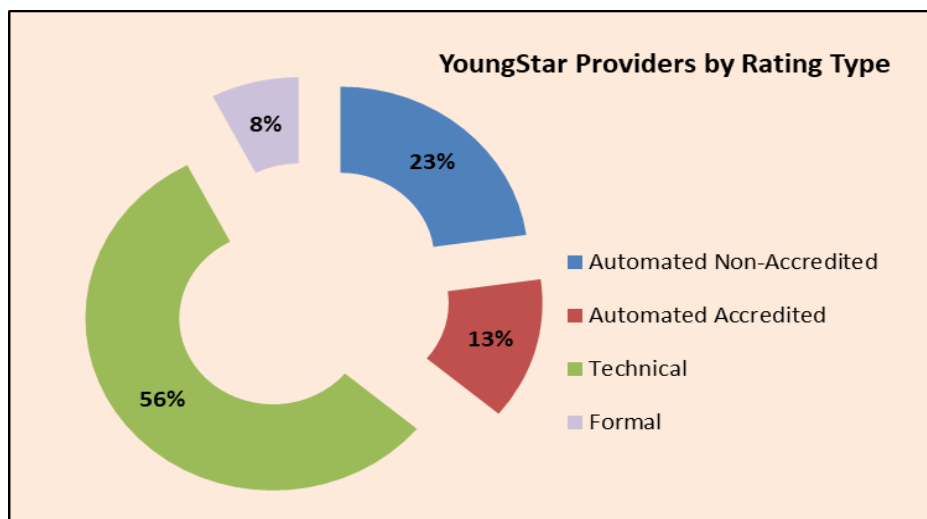


	2 Star	3 Star	4 Star	5 Star	Total
Age 0-2 Years	1,693	3,316	581	1,490	7,080
Age 2-4 Years	2,279	4,983	928	2,660	10,850
Age 4-6 Years	1,984	4,342	754	2,106	9,186
Age 6-12 Years	4,361	7,409	948	1,875	14,593
Age 12-17 Years	261	453	42	47	803
Total	10,578	20,503	3,253	8,178	42,512



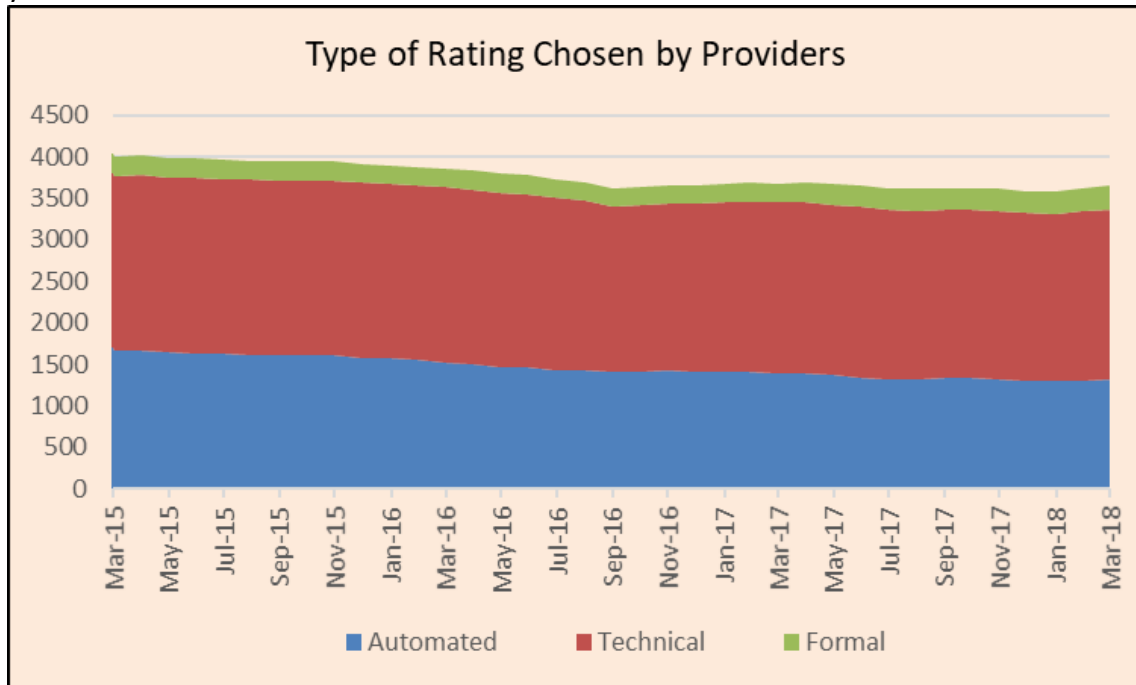
Rating History and Composition:

The composition of currently rated programs is shown below for March.

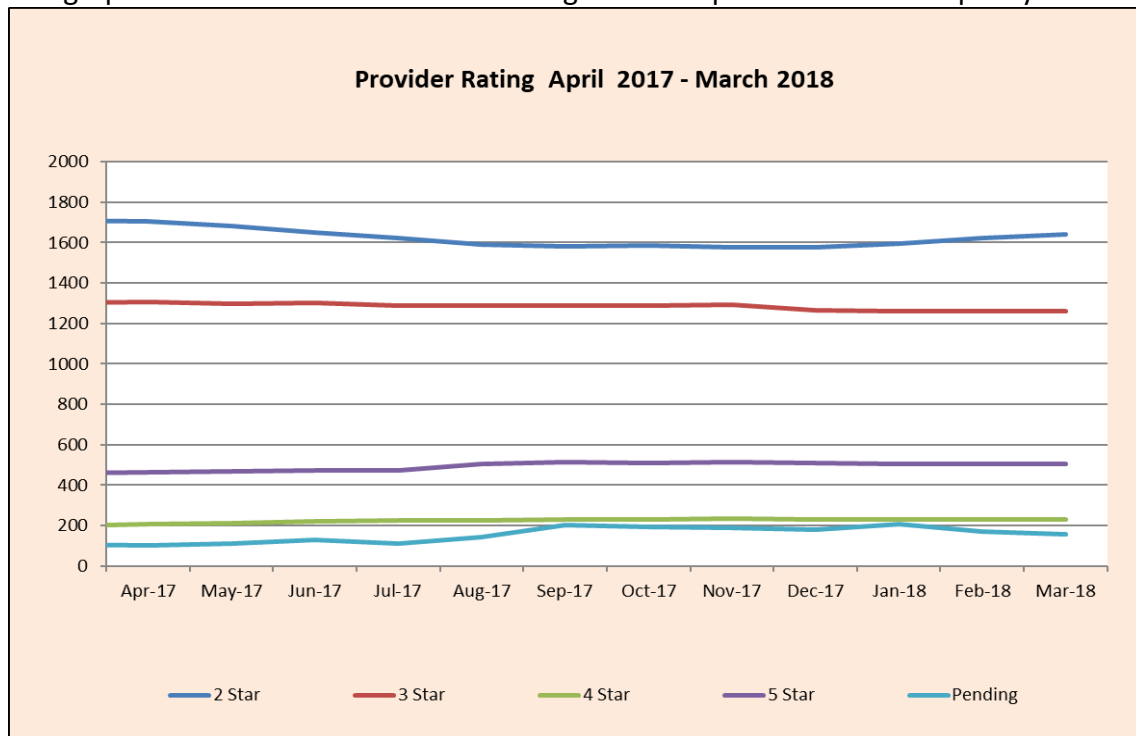


Data as of 3/31/2018

The graph below shows the movement in rating type chosen by providers over the past three years.

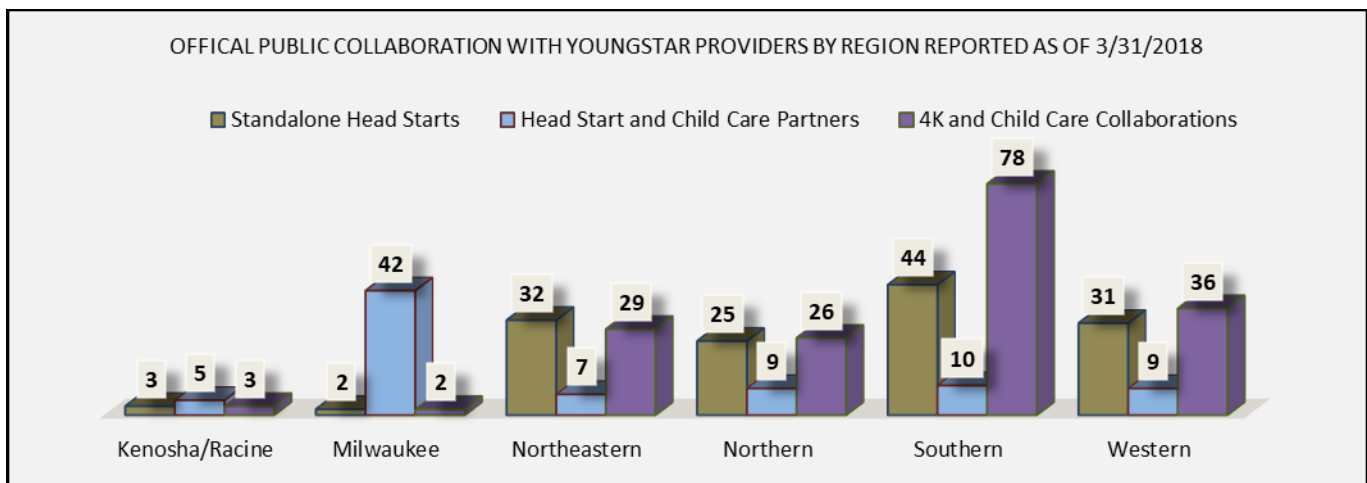


The graph below shows movement in rating levels for providers over the past year.



Please see <https://dcf.wisconsin.gov/youngstar/program/impact> for more details.

Region	Standalone Head Starts	Head Start and Child Care Partners	4K and Child Care Collaborations
Kenosha/Racine	3	5	3
Milwaukee	2	42	2
Northeastern	32	7	29
Northern	25	9	26
Southern	44	10	78
Western	31	9	36
Total	137	82	174



The Head Start/4K Child Care Collaboration information is based on returned surveys and all programs may not yet be included.