

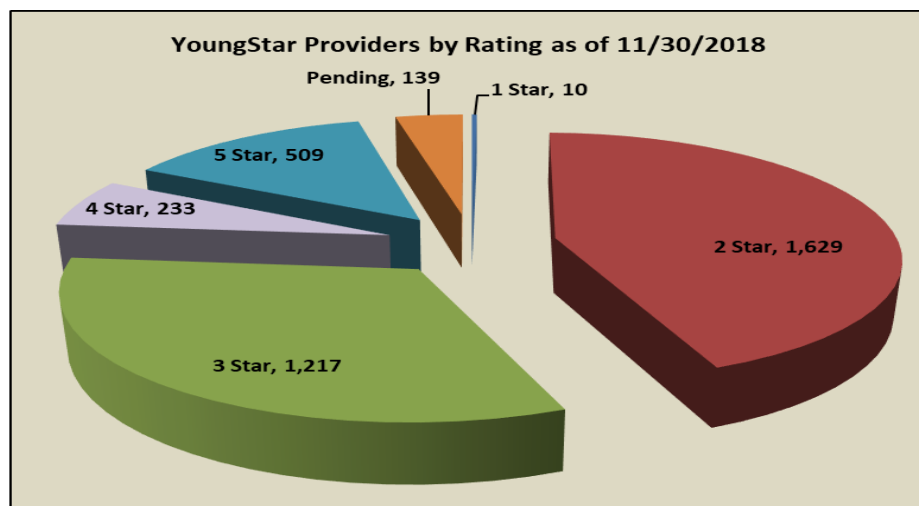
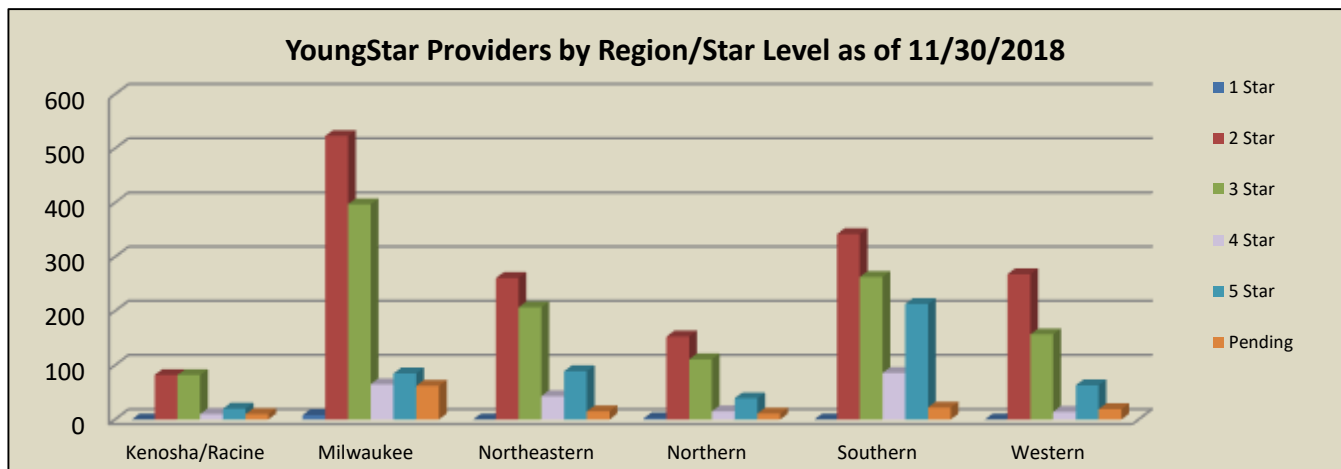
Narrative of Monthly Report November 2018

For the month of November the following are notable YoungStar statistics.

★ **Participation and Rating Composition:**

We currently have 3,737 programs participating in YoungStar. This is decrease of 23 programs as compared to October. The chart and graph below shows the rating composition by Region for the current month.

	1 Star	2 Star	3 Star	4 Star	5 Star	Pending	TOTAL
Kenosha/Racine	0	82	82	10	20	10	204
Milwaukee	8	523	397	65	85	62	1,140
Northeastern	0	261	207	43	89	15	615
Northern	2	153	111	15	39	11	331
Southern	0	342	263	86	213	22	926
Western	0	268	157	14	63	19	521
Total	10	1,629	1,217	233	509	139	3,737

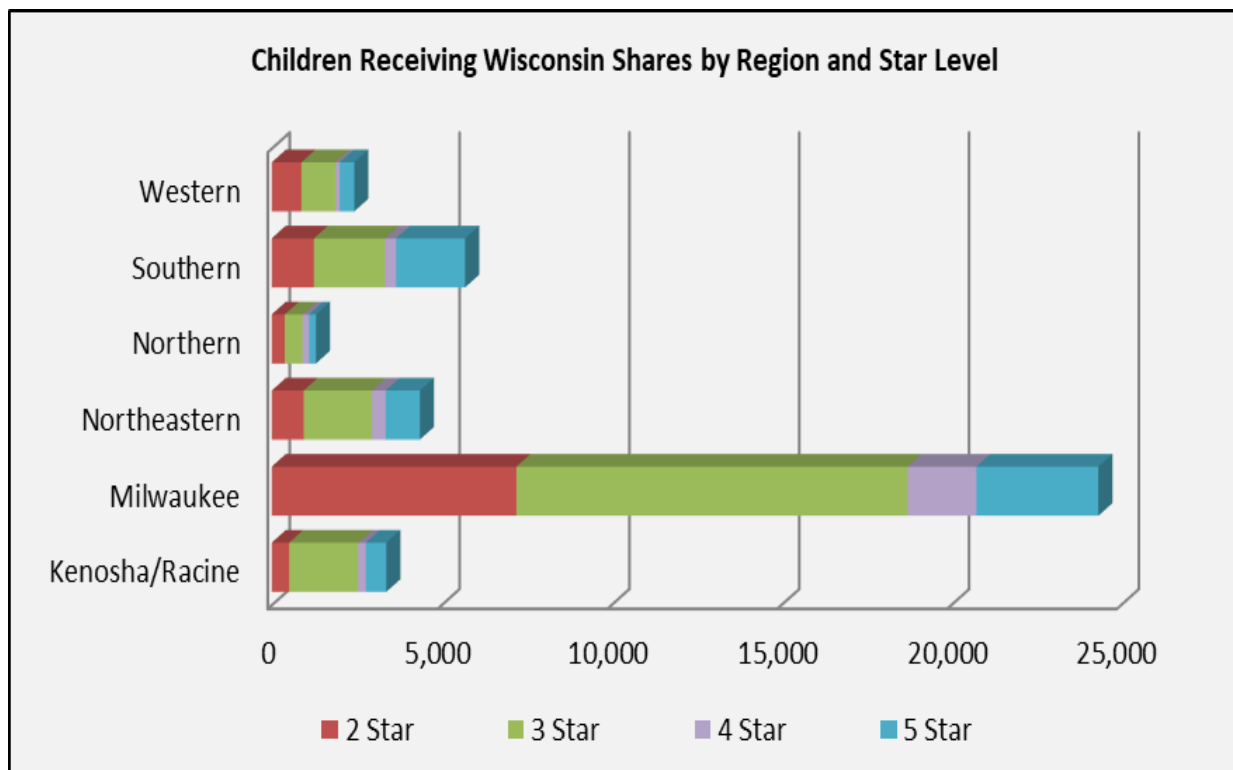


Data as of 11/30/2018

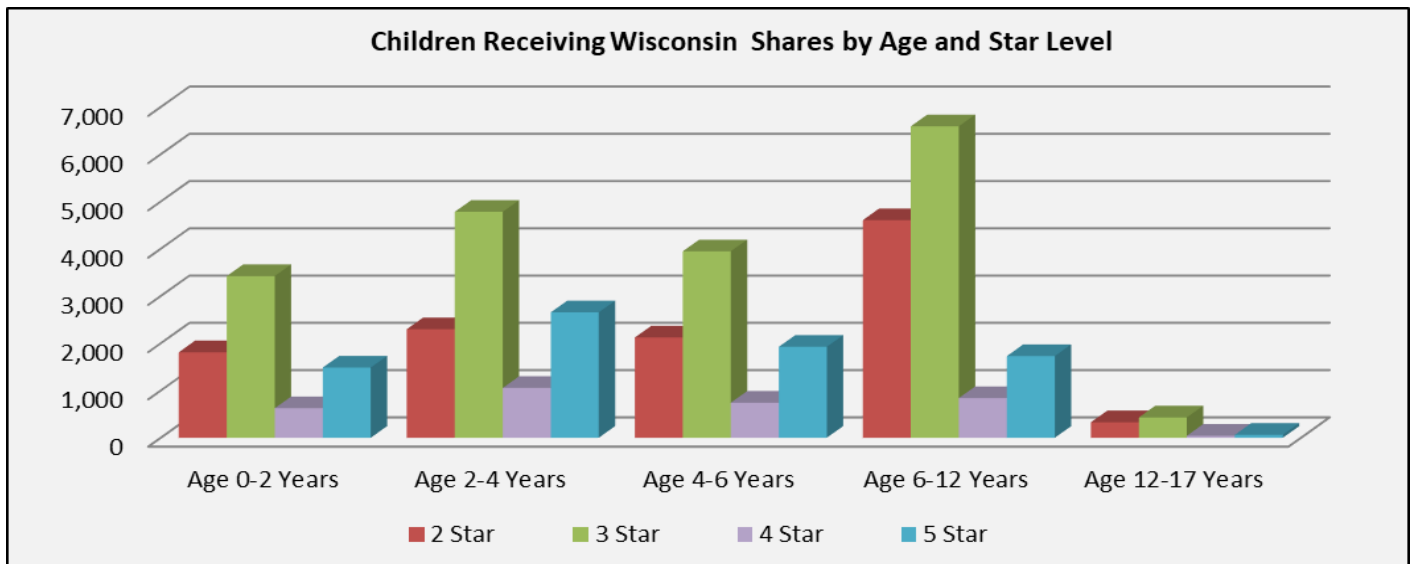
★ **Rating and Wisconsin Shares Data**

In November, the total number of programs currently rated was 3,598. There were an additional 139 programs with pending ratings. There were 2,776 programs with open Wisconsin Shares authorizations when the data was run for this report. There were 41,501 children receiving Wisconsin Shares as shown by region, age, and star level.

	2 Star	3 Star	4 Star	5 Star	Total
Kenosha/Racine	513	2,032	226	603	3,374
Milwaukee	7,204	11,515	2,026	3,591	24,336
Northeastern	944	2,007	407	1,006	4,364
Northern	384	524	195	199	1,302
Southern	1,242	2,094	328	2,030	5,694
Western	877	999	126	429	2,431
Total	11,164	19,171	3,308	7,858	41,501

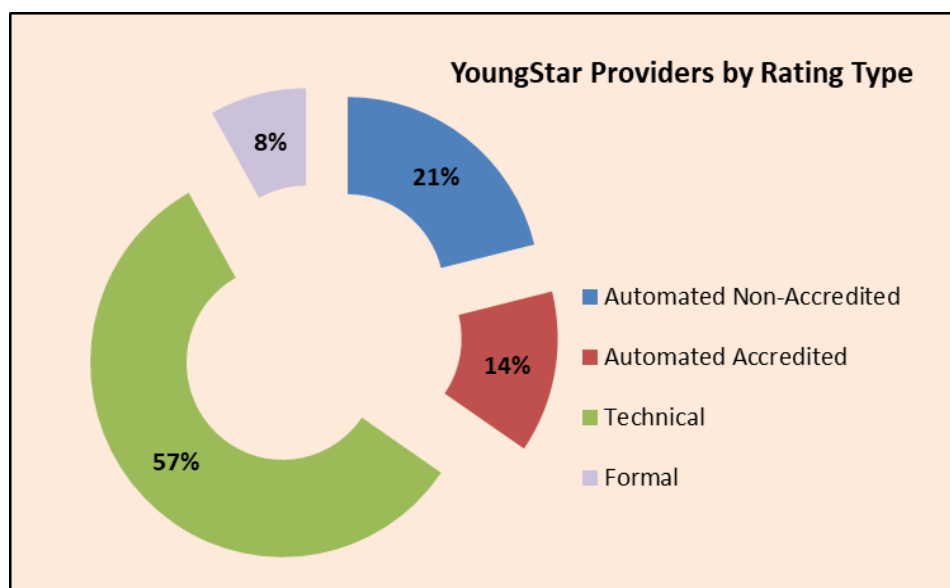


	2 Star	3 Star	4 Star	5 Star	Total
Age 0-2 Years	1,810	3,421	627	1,486	7,344
Age 2-4 Years	2,297	4,782	1,055	2,654	10,788
Age 4-6 Years	2,122	3,946	743	1,925	8,736
Age 6-12 Years	4,606	6,591	840	1,730	13,767
Age 12-17 Years	329	431	43	63	866
Total	11,164	19,171	3,308	7,858	41,501

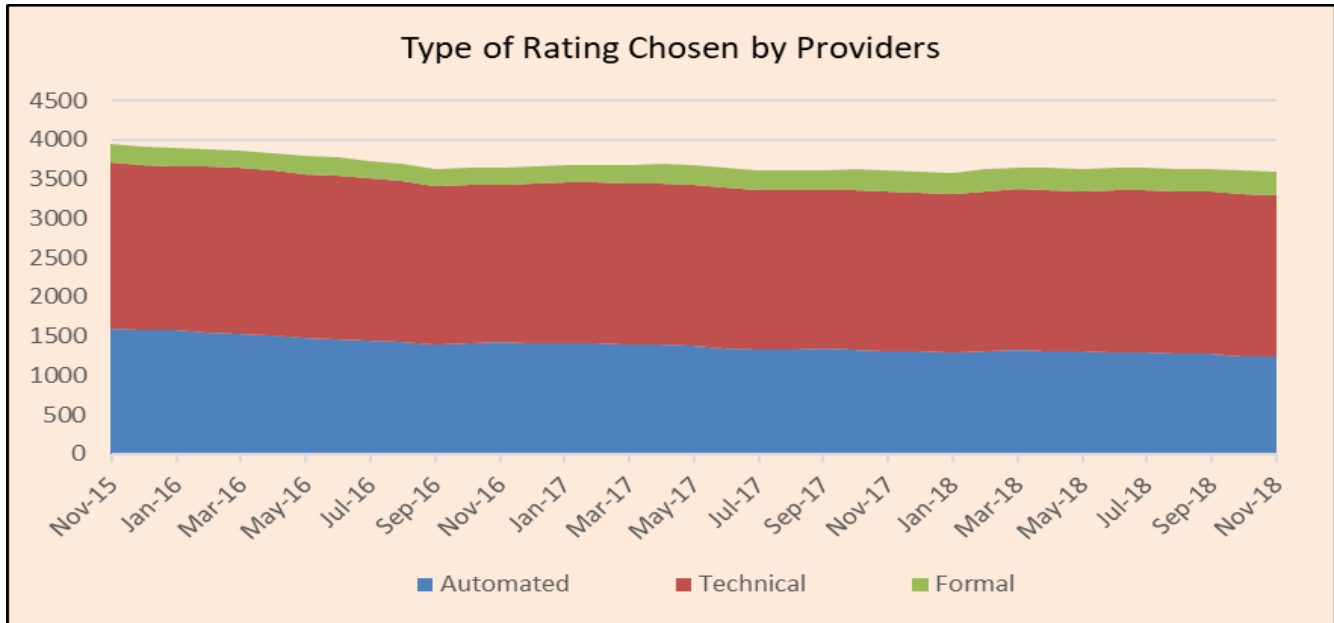


Rating History and Composition:

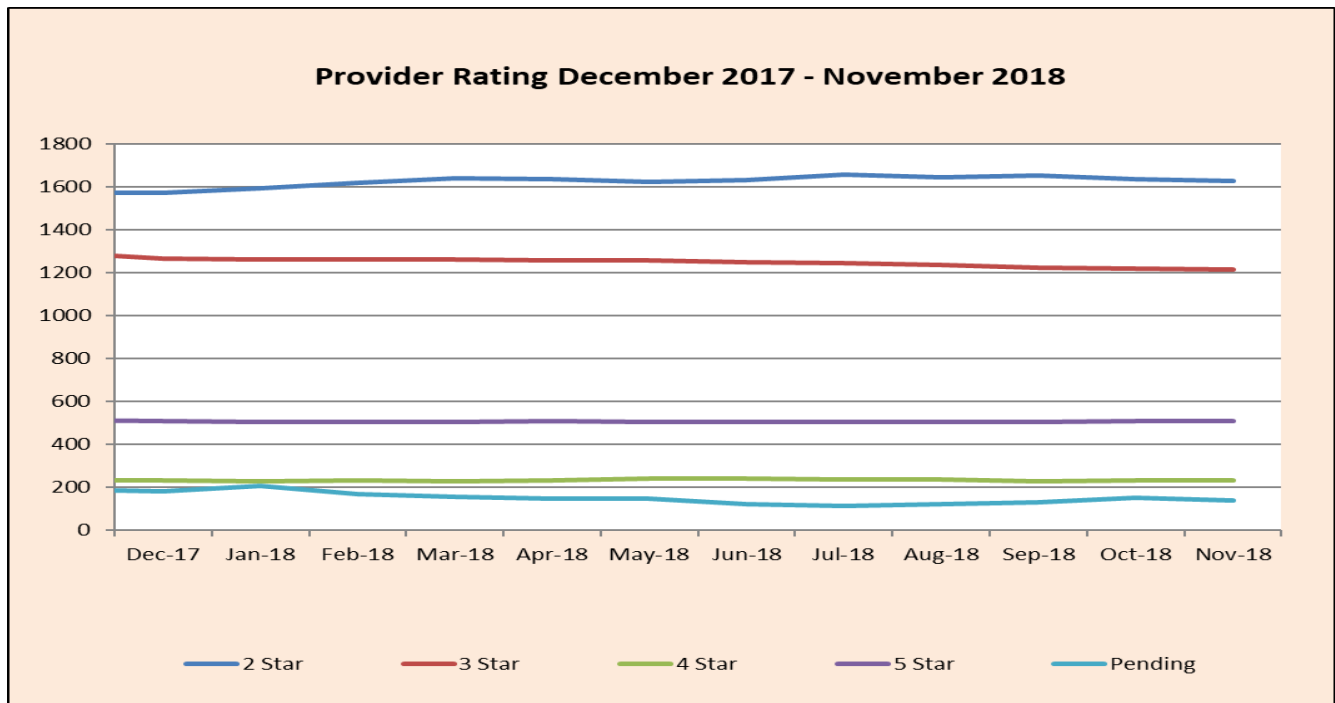
The composition of currently rated programs is shown below for November.



The graph below shows the movement in rating type chosen by providers over the past three years.

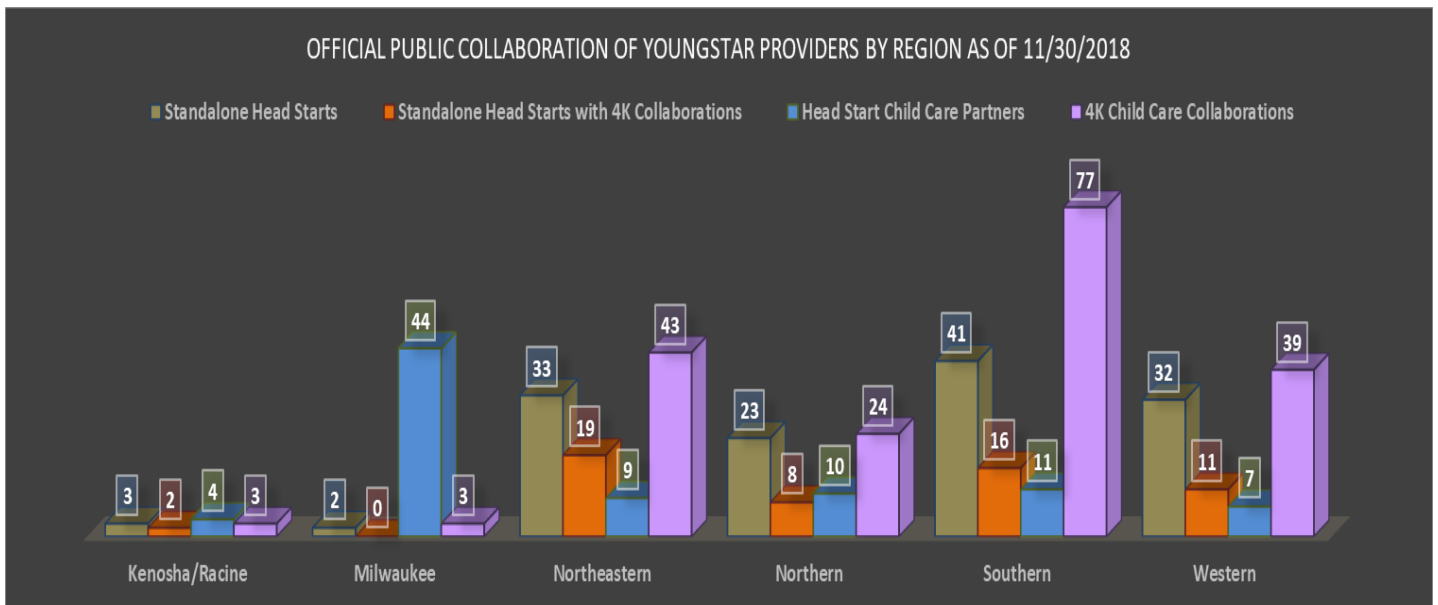


The graph below shows movement in rating levels for providers over the past year.



Please see <https://dcf.wisconsin.gov/youngstar/program/impact> for more details.

Region	Standalone Head Starts	Standalone Head Starts with 4K Collaborations	Head Start Child Care Partners	4K Child Care Collaborations	YoungStar Providers
Kenosha/Racine	3	2	4	3	204
Milwaukee	2	0	44	3	1140
Northeastern	33	19	9	43	615
Northern	23	8	10	24	331
Southern	41	16	11	77	926
Western	32	11	7	39	521
Total	134	56	85	189	3737



The Head Start/4K Child Care Collaboration information is based on returned surveys and all programs may not be included.