

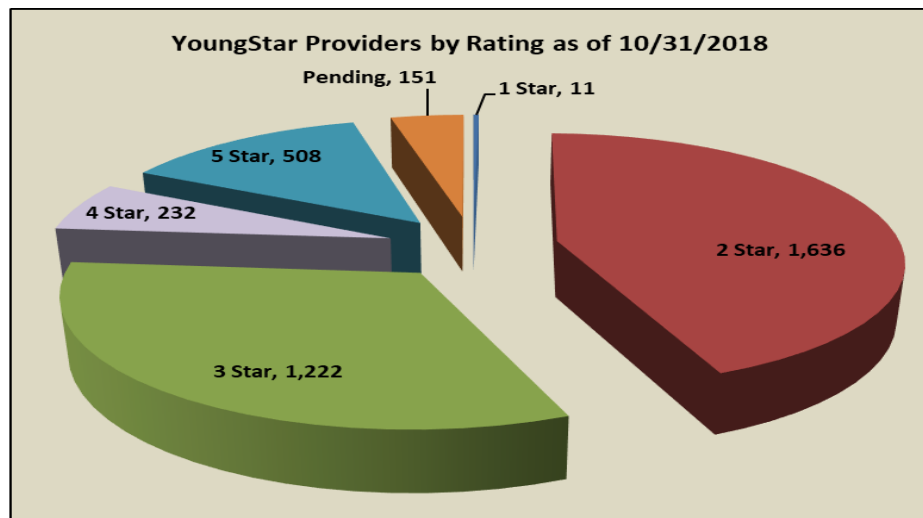
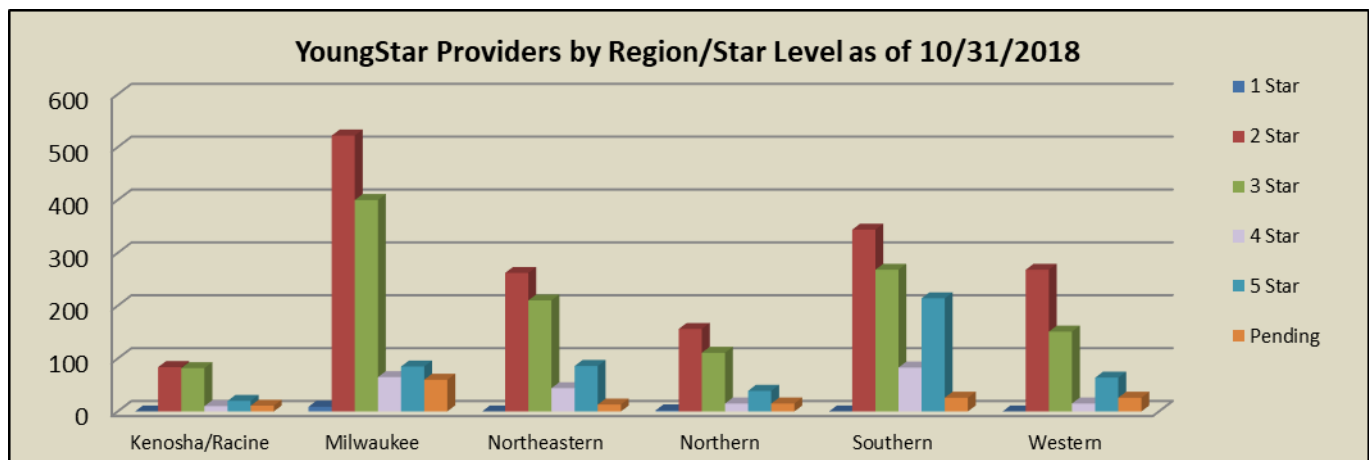
Narrative of Monthly Report October 2018

For the month of October the following are notable YoungStar statistics.

★ **Participation and Rating Composition:**

We currently have 3,760 programs participating in YoungStar. This is the same number of programs as September. The chart and graph below shows the rating composition by Region for the current month.

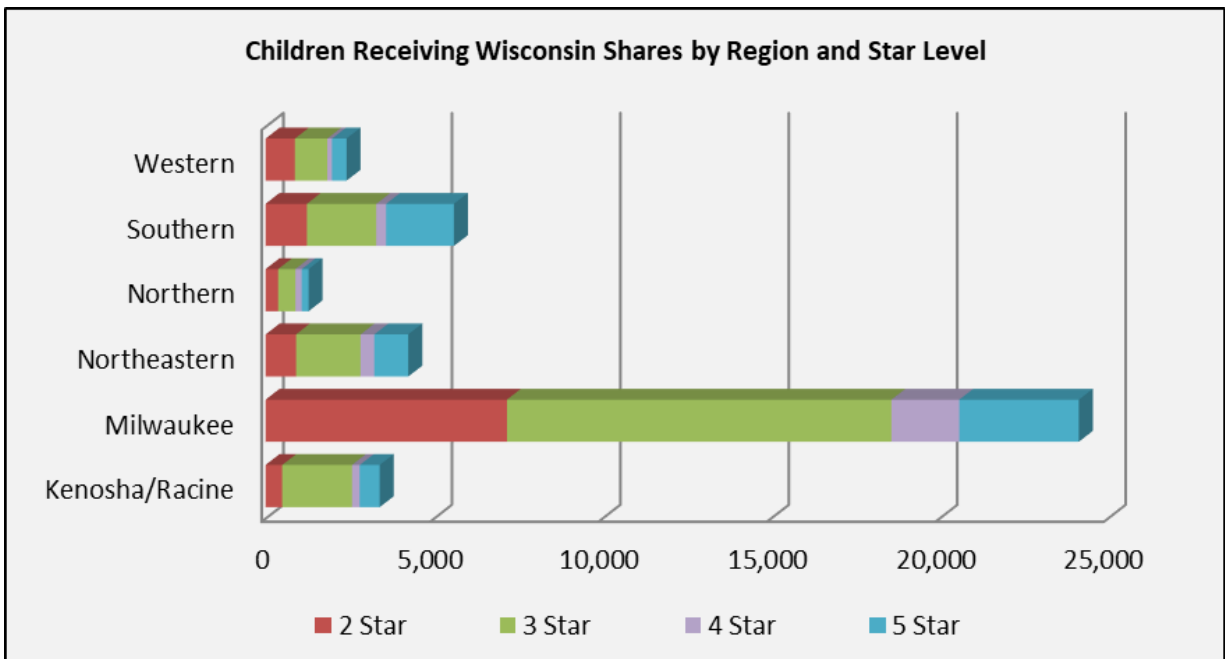
	1 Star	2 Star	3 Star	4 Star	5 Star	Pending	TOTAL
Kenosha/Racine	0	84	82	10	20	11	207
Milwaukee	9	522	400	65	85	60	1,141
Northeastern	0	262	210	44	86	13	615
Northern	2	156	111	15	39	15	338
Southern	0	344	268	83	214	26	935
Western	0	268	151	15	64	26	524
Total	11	1,636	1,222	232	508	151	3,760



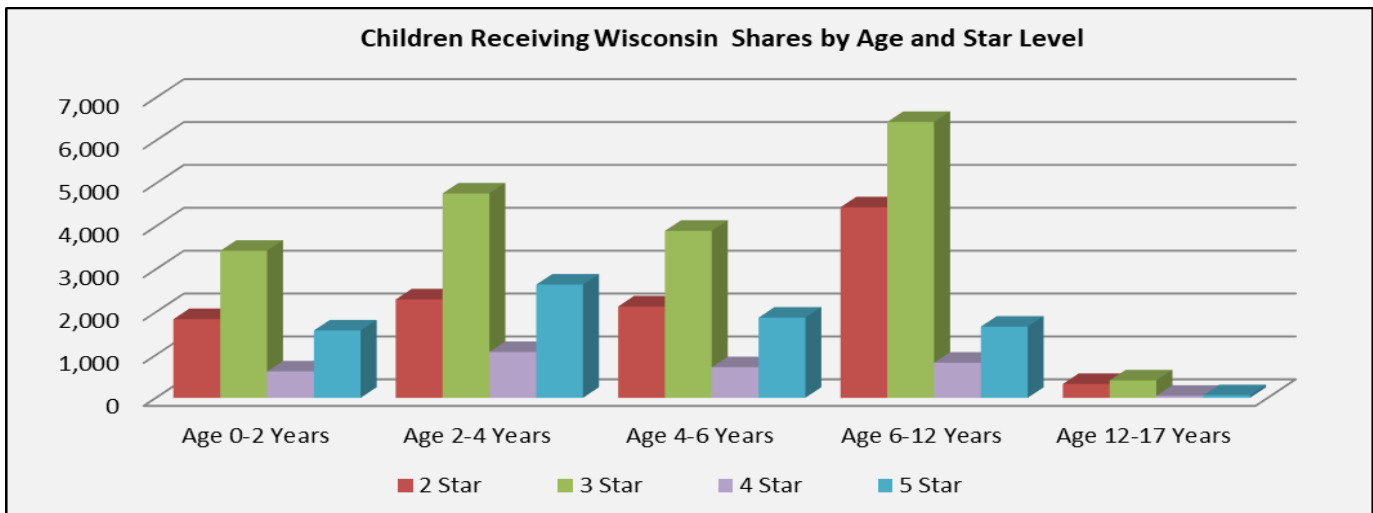
★ **Rating and Wisconsin Shares Data**

In October, the total number of programs currently rated was 3,609. There were an additional 151 programs with pending ratings. There were 2,774 programs with open Wisconsin Shares authorizations when the data was run for this report. There were 41,036 children receiving Wisconsin Shares as shown by region, age, and star level.

	2 Star	3 Star	4 Star	5 Star	Total
Kenosha/Racine	493	2,072	229	594	3,388
Milwaukee	7,165	11,410	2,015	3,549	24,139
Northeastern	904	1,917	408	1,007	4,236
Northern	372	513	186	205	1,276
Southern	1,227	2,059	291	2,015	5,592
Western	870	962	139	434	2,405
Total	11,031	18,933	3,268	7,804	41,036

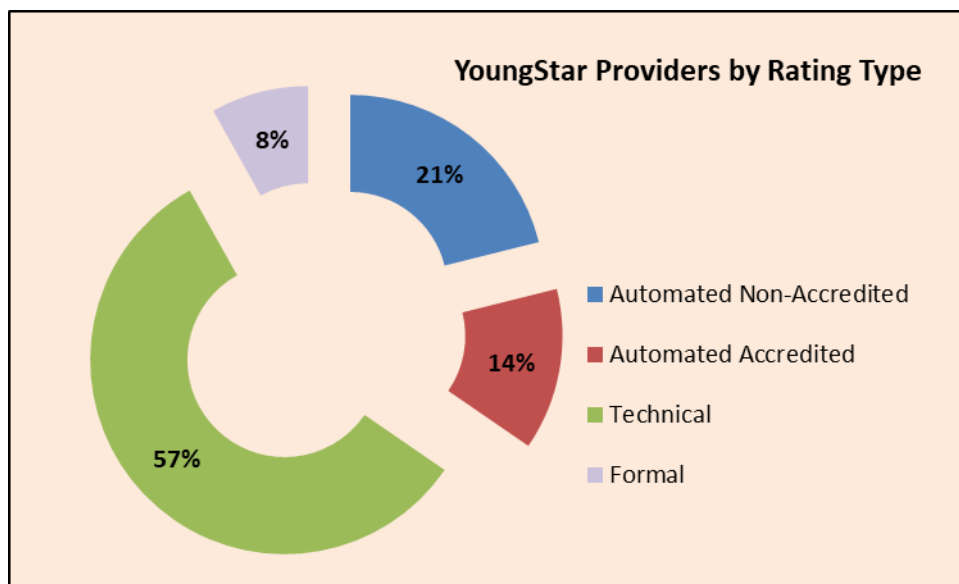


	2 Star	3 Star	4 Star	5 Star	Total
Age 0-2 Years	1,836	3,430	616	1,571	7,453
Age 2-4 Years	2,296	4,767	1,069	2,641	10,773
Age 4-6 Years	2,131	3,895	714	1,870	8,610
Age 6-12 Years	4,444	6,434	820	1,661	13,359
Age 12-17 Years	324	407	49	61	841
Total	11,031	18,933	3,268	7,804	41,036

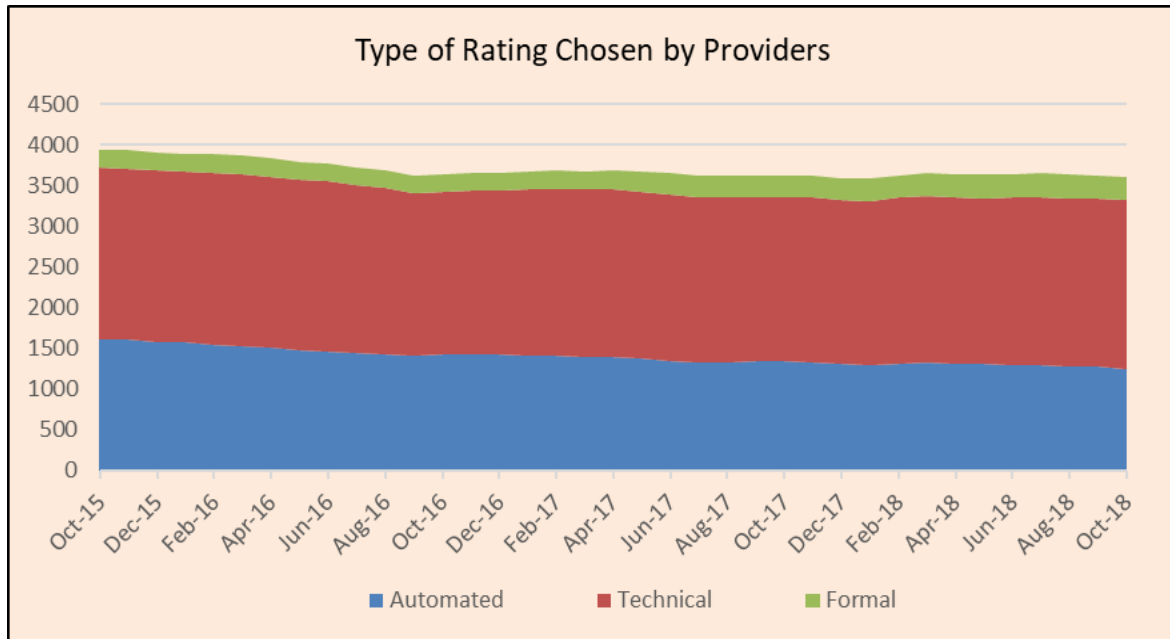


Rating History and Composition:

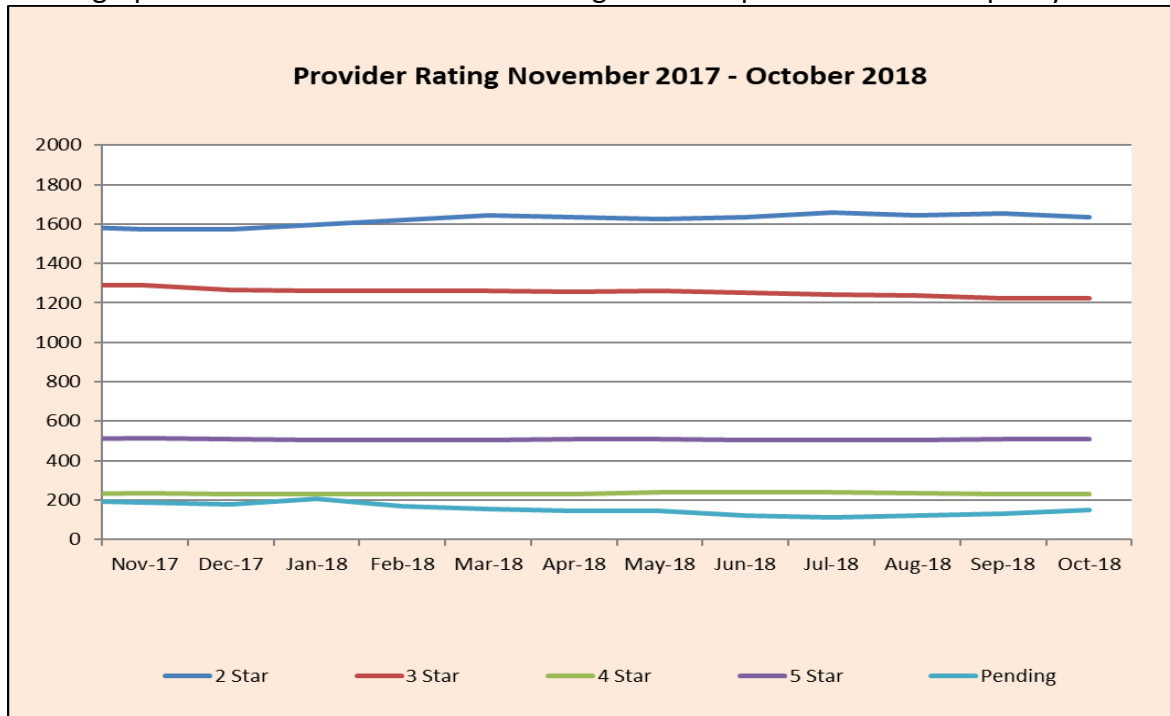
The composition of currently rated programs is shown below for October.



The graph below shows the movement in rating type chosen by providers over the past three years.

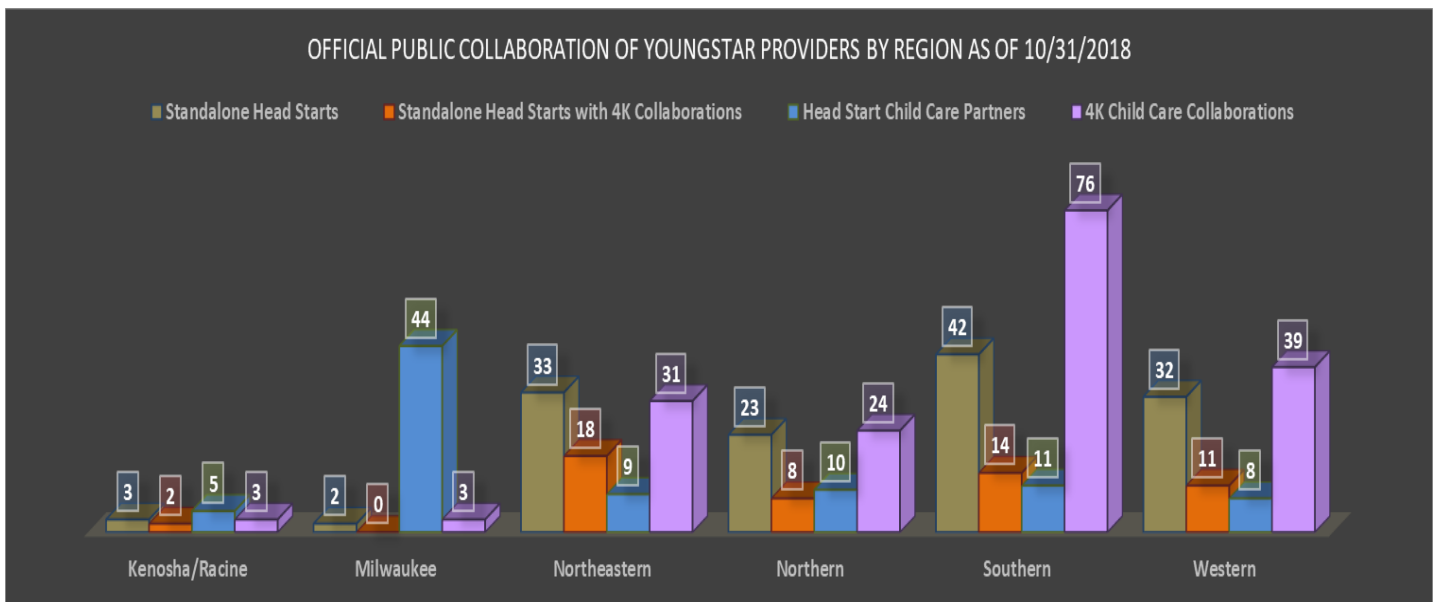


The graph below shows movement in rating levels for providers over the past year.



Please see <https://dcf.wisconsin.gov/youngstar/program/impact> for more details.

Region	Standalone Head Starts	Standalone Head Starts with 4K Collaborations	Head Start Child Care Partners	4K Child Care Collaborations	YoungStar Providers
Kenosha/Racine	3	2	5	3	207
Milwaukee	2	0	44	3	1141
Northeastern	33	18	9	31	615
Northern	23	8	10	24	338
Southern	42	14	11	76	935
Western	32	11	8	39	524
Total	135	53	87	176	3760



The Head Start/4K Child Care Collaboration information is based on returned surveys and all programs may not be included.