

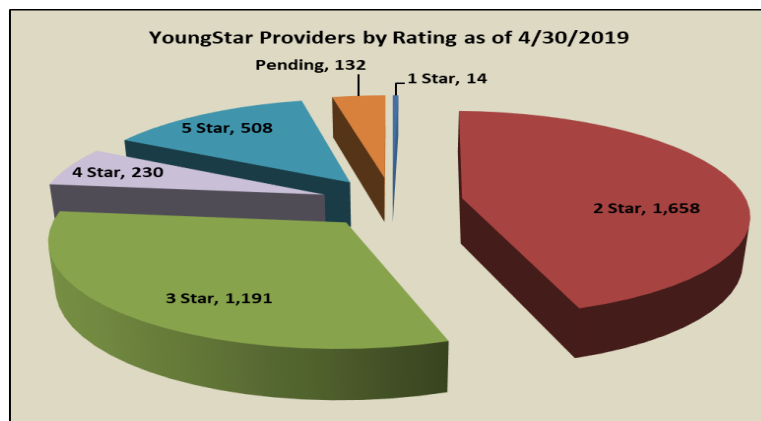
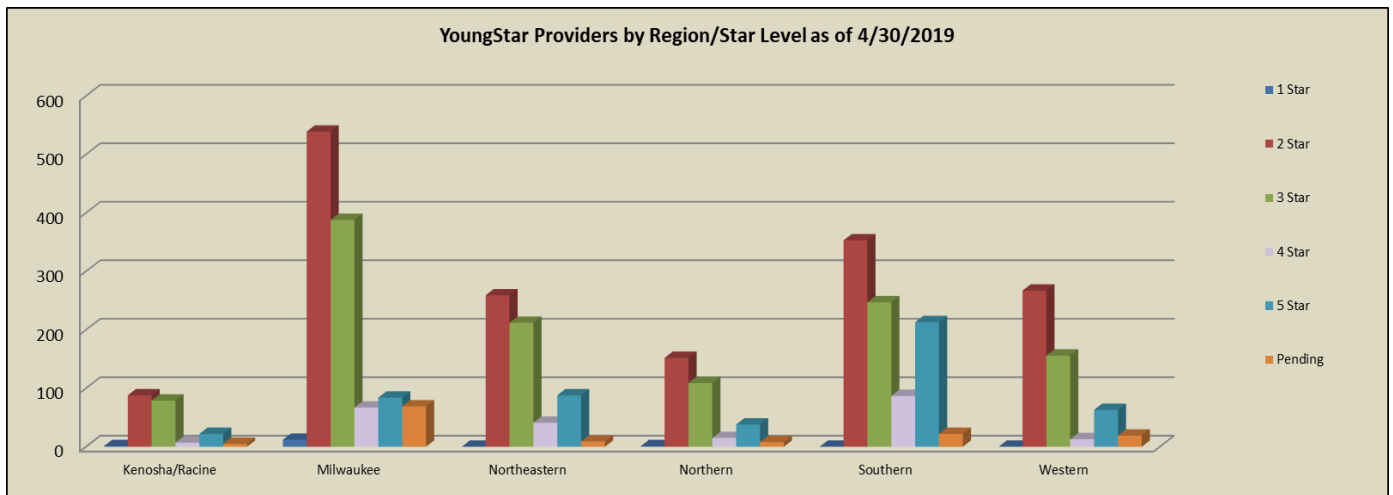
## Narrative of Monthly Report April 2019

For the month of April the following are notable YoungStar statistics.

★ **Participation and Rating Composition:**

We currently have 3,733 programs participating in YoungStar. This is an increase of four programs as compared to March. The chart and graph below shows the rating composition by Region for the current month.

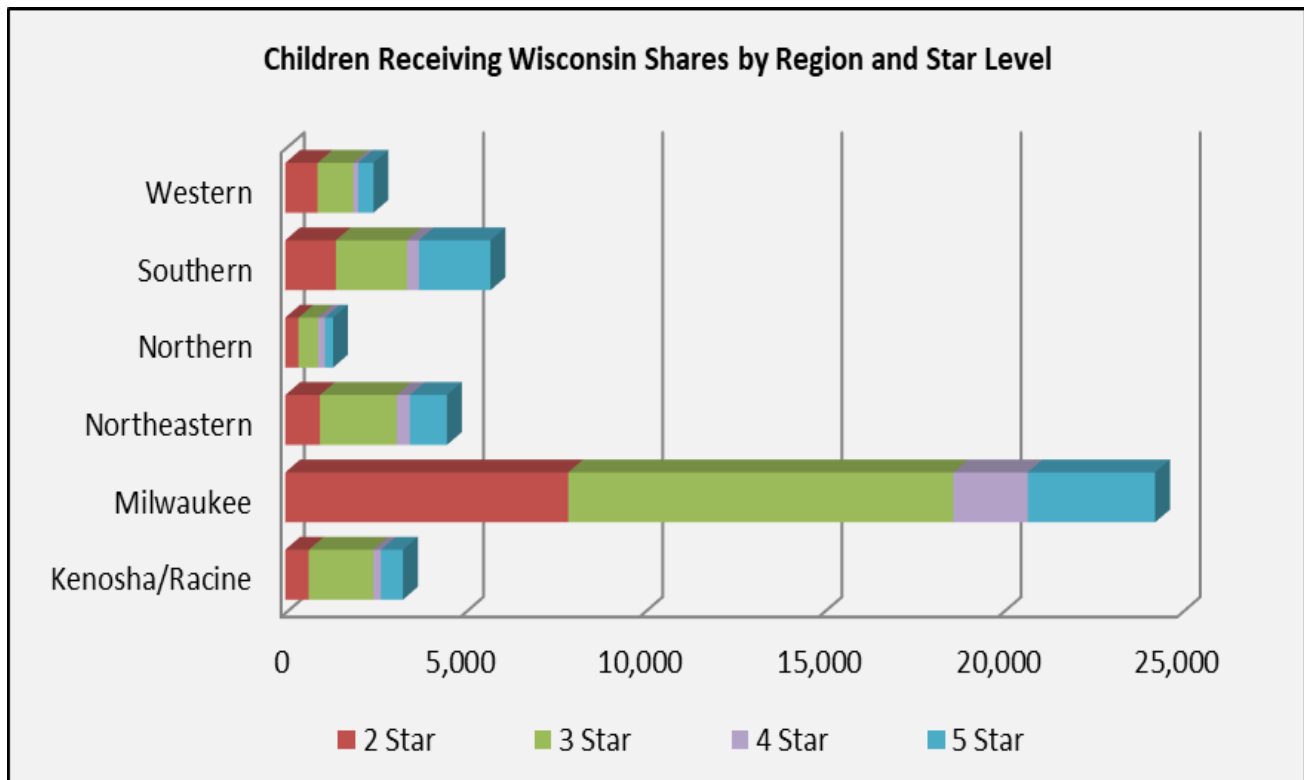
	1 Star	2 Star	3 Star	4 Star	5 Star	Pending	TOTAL
<b>Kenosha/Racine</b>	1	88	79	7	22	5	<b>202</b>
<b>Milwaukee</b>	12	539	388	67	84	69	<b>1,159</b>
<b>Northeastern</b>	0	259	212	41	88	9	<b>609</b>
<b>Northern</b>	1	152	109	15	38	8	<b>323</b>
<b>Southern</b>	0	353	247	87	213	22	<b>922</b>
<b>Western</b>	0	267	156	13	63	19	<b>518</b>
<b>Total</b>	<b>14</b>	<b>1,658</b>	<b>1,191</b>	<b>230</b>	<b>508</b>	<b>132</b>	<b>3,733</b>



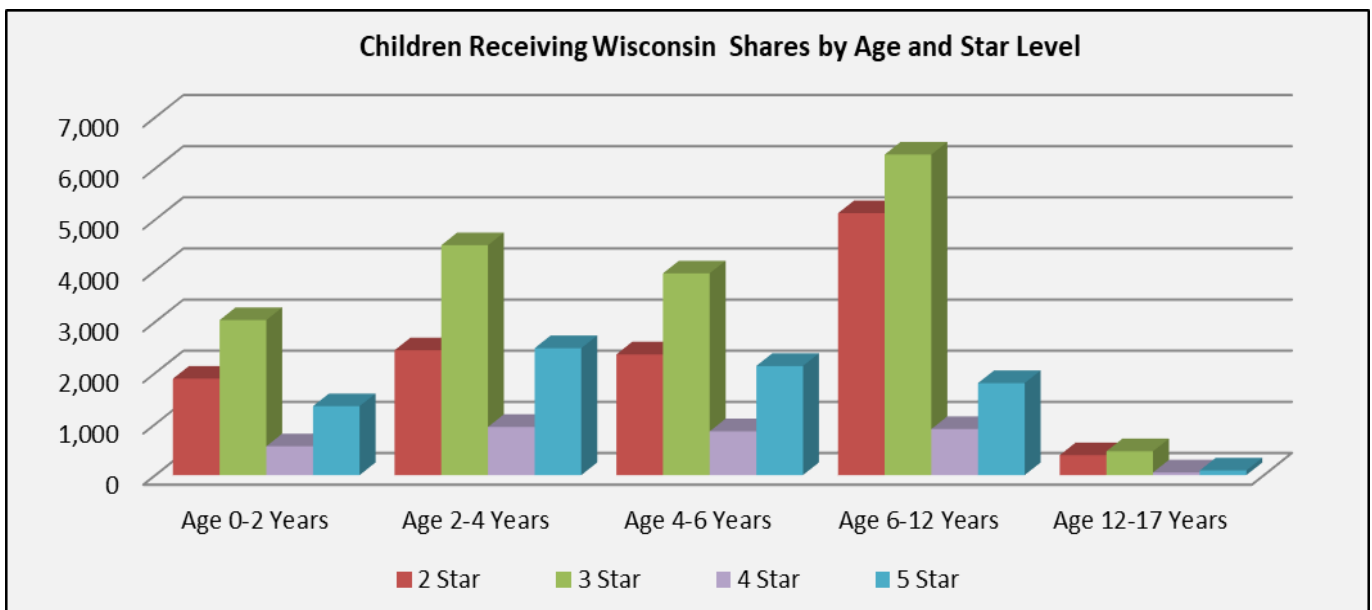
★ **Rating and Wisconsin Shares Data**

In April, the total number of programs currently rated was 3,601. There were an additional 132 programs with pending ratings. There were 2,787 programs with open Wisconsin Shares authorizations when the data was run for this report. There were 41,584 children receiving Wisconsin Shares as shown by region, age, and star level.

	2 Star	3 Star	4 Star	5 Star	Total
<b>Kenosha/Racine</b>	655	1,801	213	617	<b>3,286</b>
<b>Milwaukee</b>	7,895	10,743	2,076	3,555	<b>24,269</b>
<b>Northeastern</b>	967	2,143	366	1,034	<b>4,510</b>
<b>Northern</b>	371	544	193	225	<b>1,333</b>
<b>Southern</b>	1,412	1,980	339	1,995	<b>5,726</b>
<b>Western</b>	902	999	131	428	<b>2,460</b>
<b>Total</b>	<b>12,202</b>	<b>18,210</b>	<b>3,318</b>	<b>7,854</b>	<b>41,584</b>

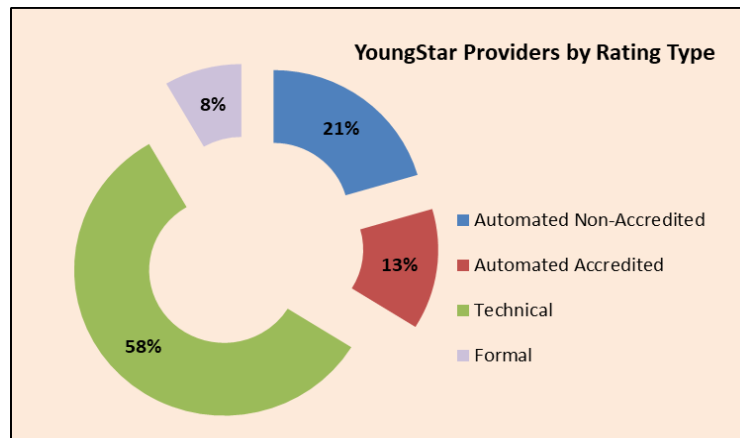


	2 Star	3 Star	4 Star	5 Star	Total
Age 0-2 Years	1,886	3,032	563	1,348	6,829
Age 2-4 Years	2,442	4,496	943	2,482	10,363
Age 4-6 Years	2,361	3,946	857	2,134	9,298
Age 6-12 Years	5,123	6,269	902	1,800	14,094
Age 12-17 Years	390	467	53	90	1,000
<b>Total</b>	<b>12,202</b>	<b>18,210</b>	<b>3,318</b>	<b>7,854</b>	<b>41,584</b>

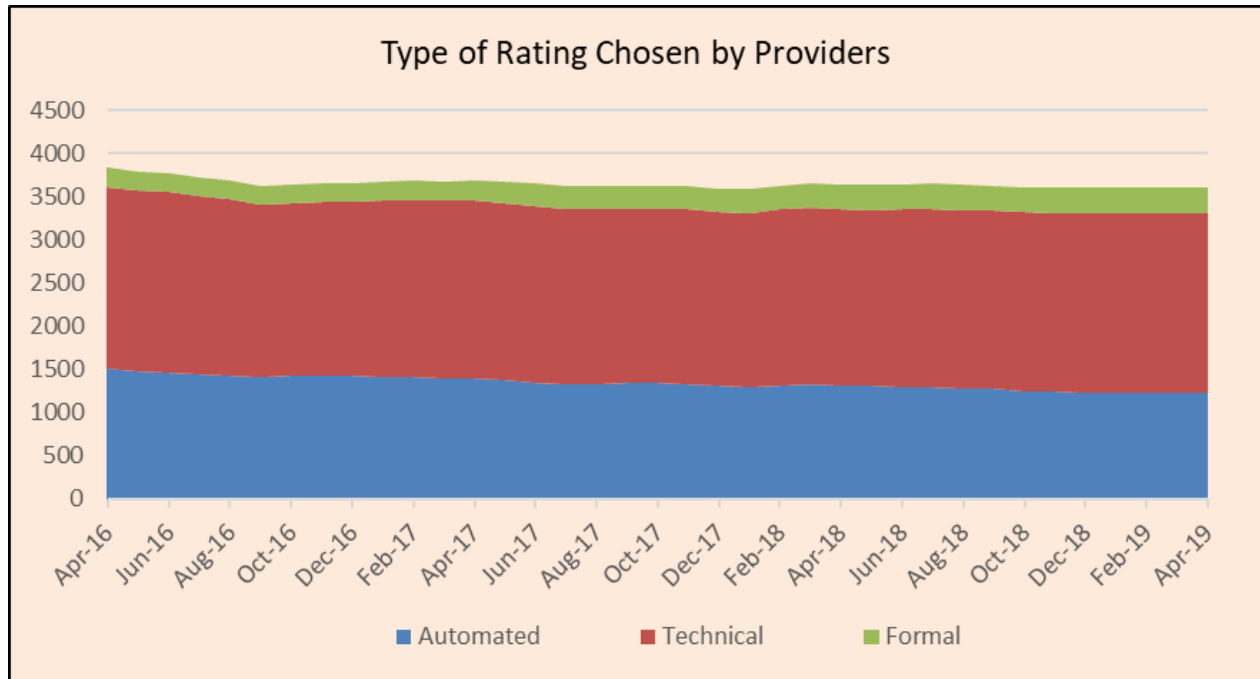


**Rating History and Composition:**

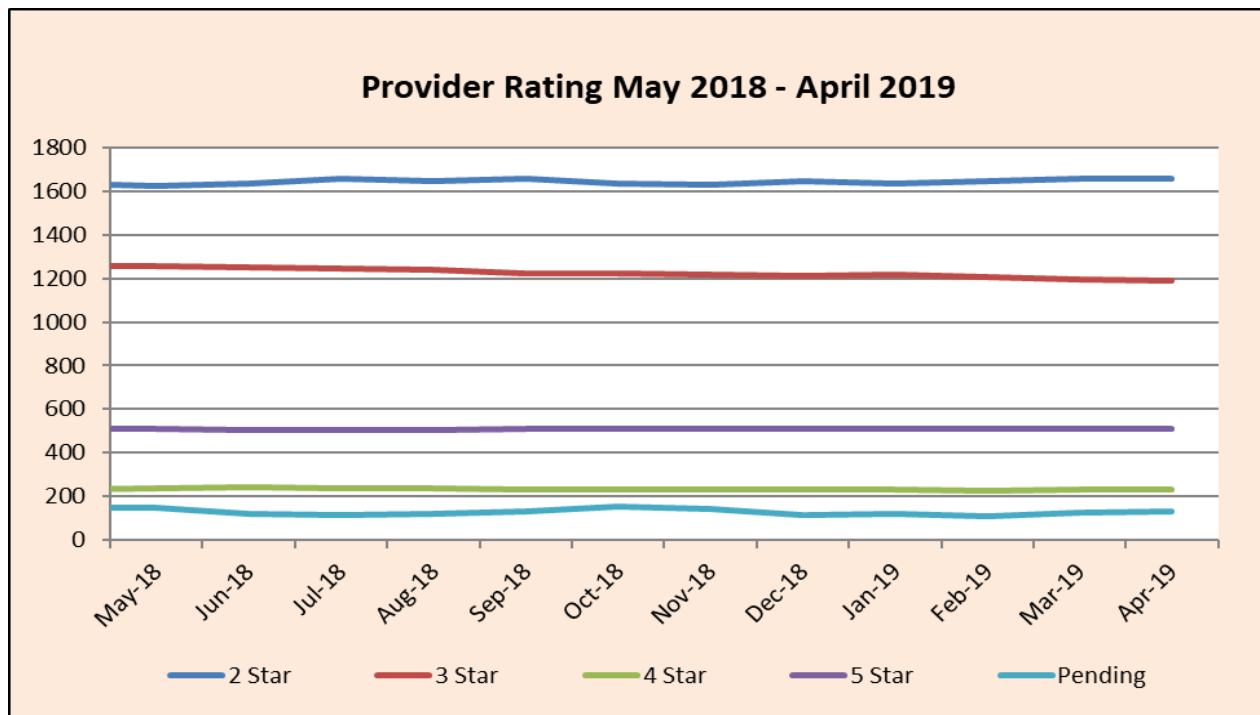
The composition of currently rated programs is shown below for April.



The graph below shows the movement in rating type chosen by providers over the past three years.



The graph below shows movement in rating levels for providers over the past year.

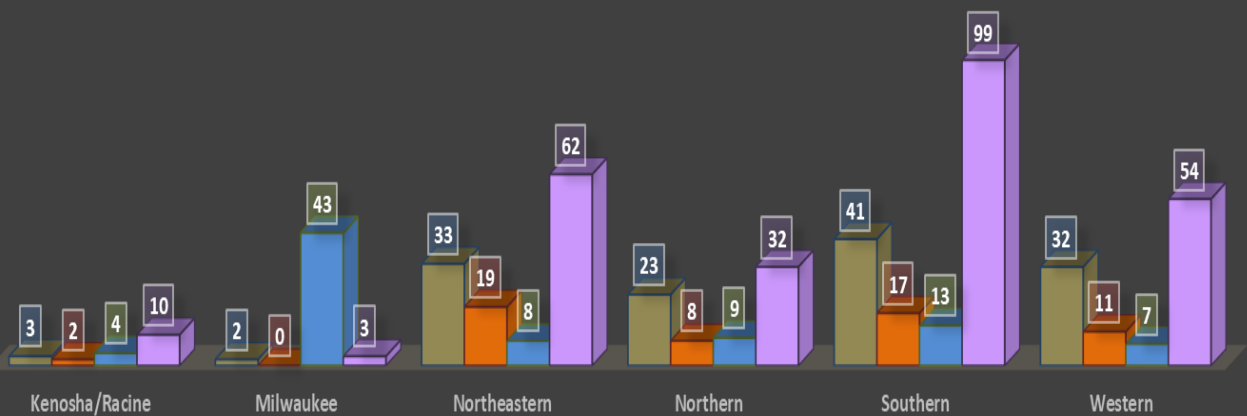


Please see <https://dcf.wisconsin.gov/youngstar/program/impact> for more details.

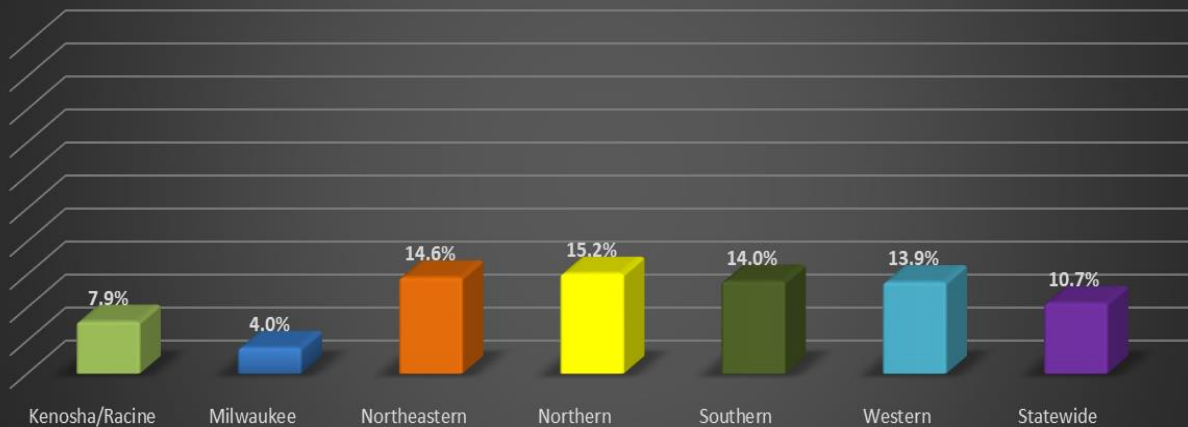
Region	Standalone Head Starts	Standalone Head Starts with 4K Collaborations	Head Start Child Care Partners	4K Child Care Collaborations	YoungStar Providers
Kenosha/Racine	3	2	4	10	202
Milwaukee	2	0	43	3	1159
Northeastern	33	19	8	62	609
Northern	23	8	9	32	323
Southern	41	17	13	99	922
Western	32	11	7	54	518
<b>Total</b>	<b>134</b>	<b>57</b>	<b>84</b>	<b>260</b>	<b>3733</b>

OFFICIAL PUBLIC COLLABORATION OF YOUNGSTAR PROVIDERS BY REGION AS OF 4/30/2019

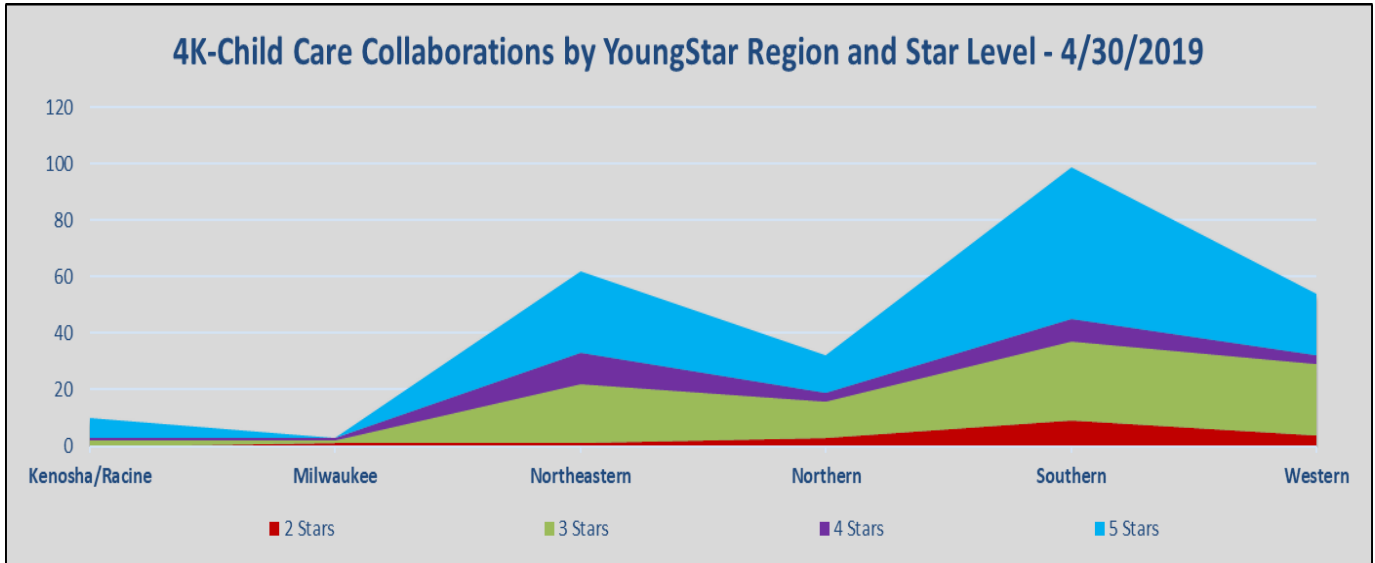
■ Standalone Head Starts ■ Standalone Head Starts with 4K Collaborations ■ Head Start Child Care Partners ■ 4K Child Care Collaborations



Percentage of YoungStar Programs with Collaborations by Region 4/30/2019



Data as of 4/30/2019



The Head Start/4K Child Care Collaboration information is based on returned surveys and all programs may not be included.