

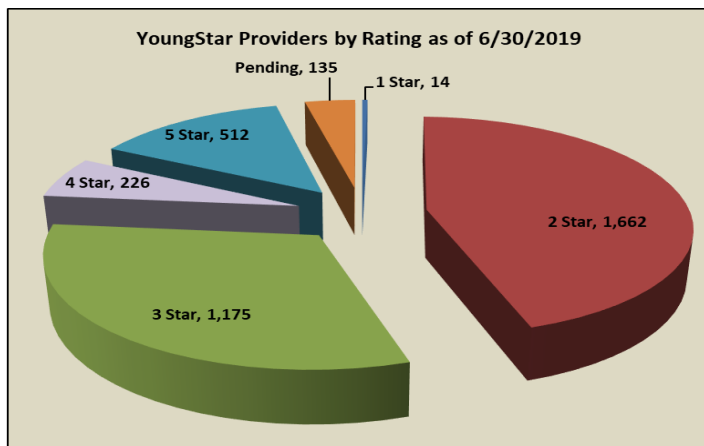
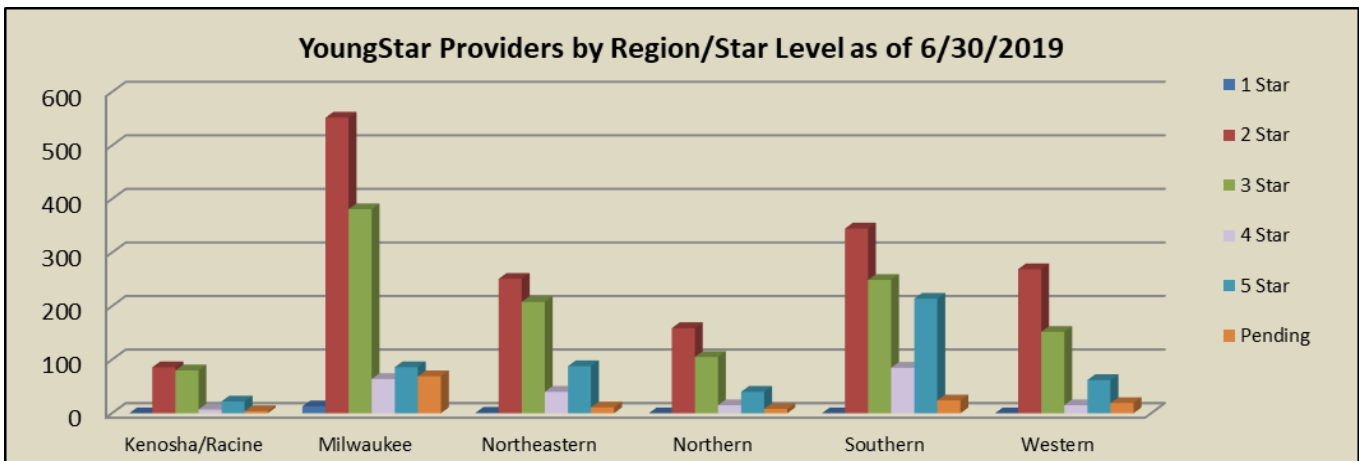
## Narrative of Monthly Report June 2019

For the month of June the following are notable YoungStar statistics.

★ **Participation and Rating Composition:**

We currently have 3,724 programs participating in YoungStar. This is a decrease of 20 programs as compared to May. The chart and graph below shows the rating composition by Region for the current month.

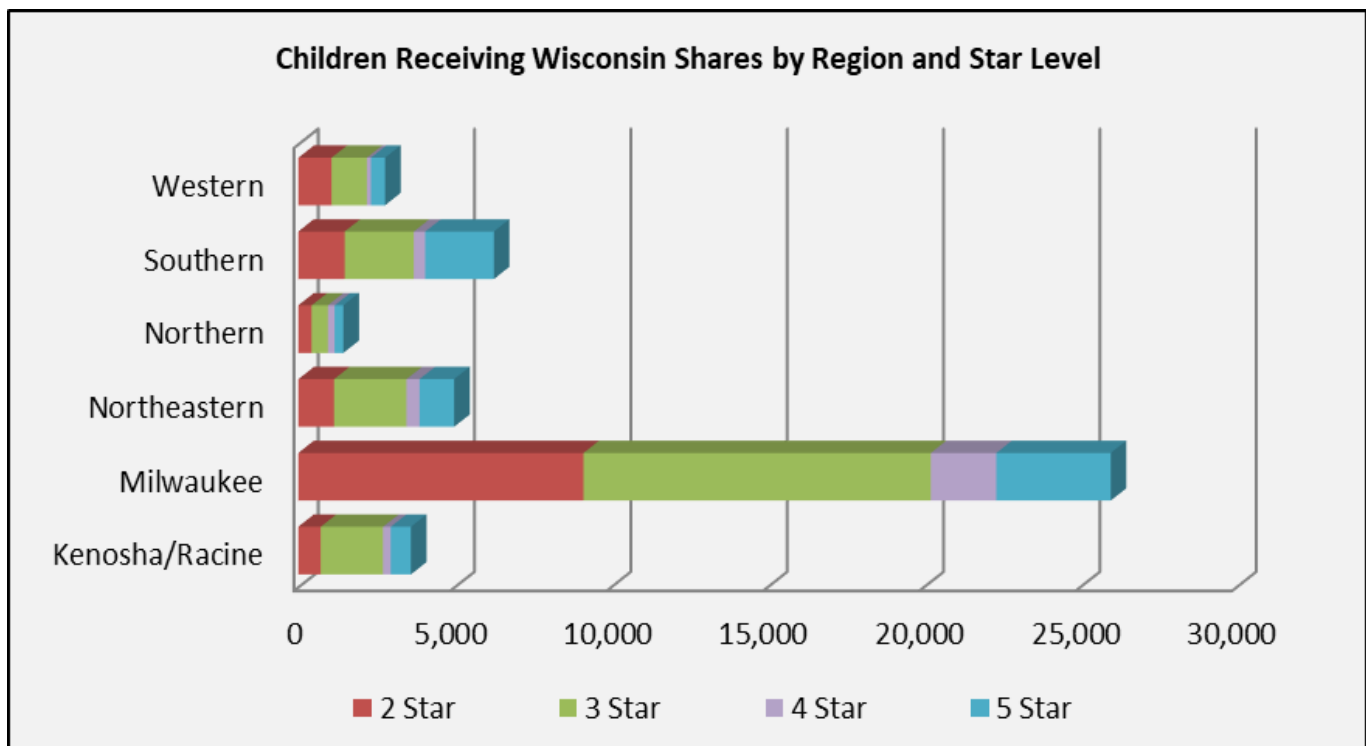
	1 Star	2 Star	3 Star	4 Star	5 Star	Pending	TOTAL
<b>Kenosha/Racine</b>	0	86	80	7	22	4	<b>199</b>
<b>Milwaukee</b>	13	552	381	64	86	69	<b>1,165</b>
<b>Northeastern</b>	1	251	208	40	88	11	<b>599</b>
<b>Northern</b>	0	159	105	15	40	8	<b>327</b>
<b>Southern</b>	0	345	249	85	214	24	<b>917</b>
<b>Western</b>	0	269	152	15	62	19	<b>517</b>
<b>Total</b>	<b>14</b>	<b>1,662</b>	<b>1,175</b>	<b>226</b>	<b>512</b>	<b>135</b>	<b>3,724</b>



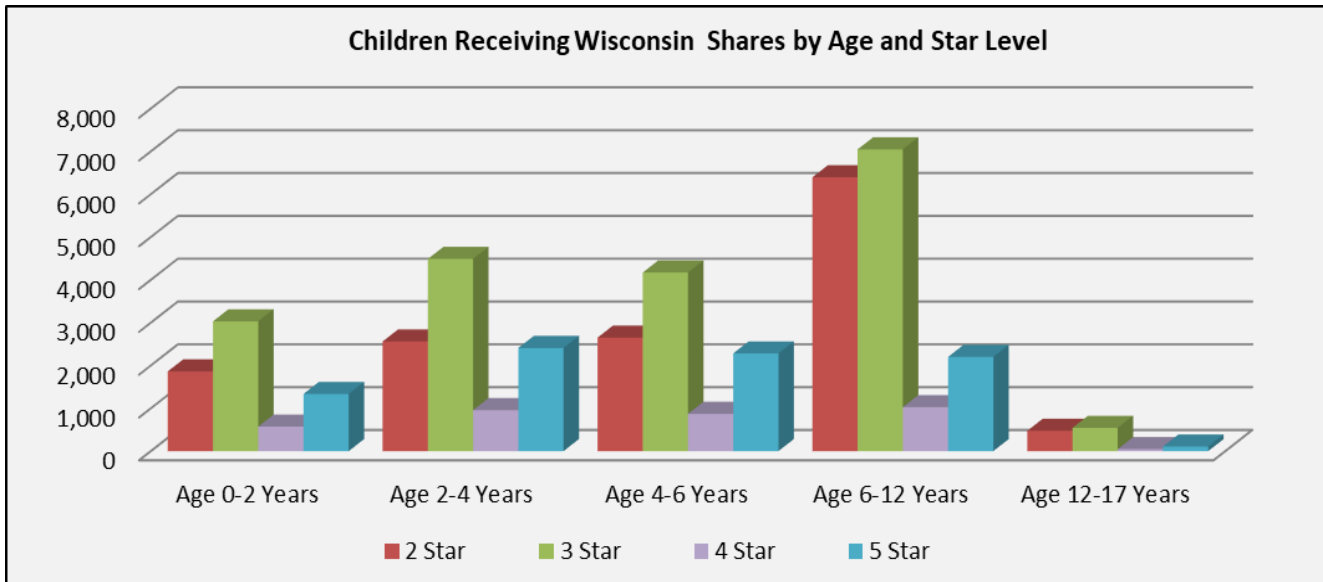
★ **Rating and Wisconsin Shares Data**

In June, the total number of programs currently rated was 3,589. There were an additional 135 programs with pending ratings. There were 2,821 programs with open Wisconsin Shares authorizations when the data was run for this report. There were 45,039 children receiving Wisconsin Shares as shown by region, age, and star level.

	2 Star	3 Star	4 Star	5 Star	Total
<b>Kenosha/Racine</b>	717	1,991	249	644	<b>3,601</b>
<b>Milwaukee</b>	9,118	11,110	2,091	3,662	<b>25,981</b>
<b>Northeastern</b>	1,141	2,319	417	1,109	<b>4,986</b>
<b>Northern</b>	424	522	219	277	<b>1,442</b>
<b>Southern</b>	1,484	2,209	367	2,194	<b>6,254</b>
<b>Western</b>	1,063	1,130	132	450	<b>2,775</b>
<b>Total</b>	<b>13,947</b>	<b>19,281</b>	<b>3,475</b>	<b>8,336</b>	<b>45,039</b>

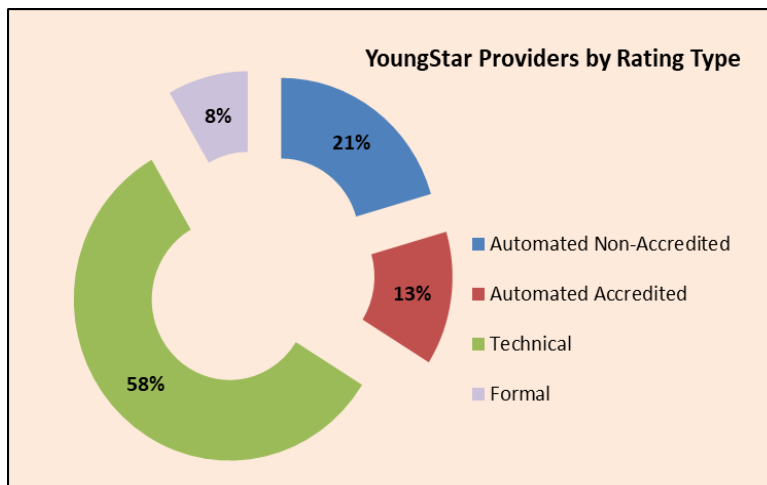


	2 Star	3 Star	4 Star	5 Star	Total
Age 0-2 Years	1,862	3,031	573	1,335	6,801
Age 2-4 Years	2,562	4,489	958	2,410	10,419
Age 4-6 Years	2,652	4,170	871	2,281	9,974
Age 6-12 Years	6,396	7,047	1,026	2,202	16,671
Age 12-17 Years	475	544	47	108	1,174
<b>Total</b>	<b>13,947</b>	<b>19,281</b>	<b>3,475</b>	<b>8,336</b>	<b>45,039</b>

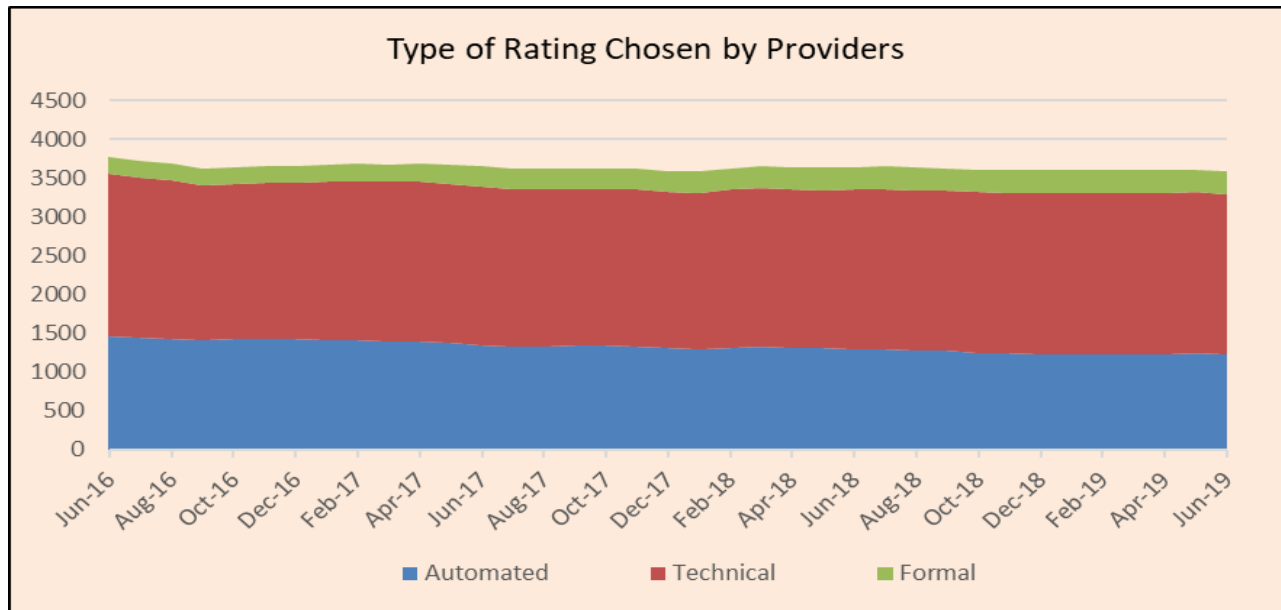


**Rating History and Composition:**

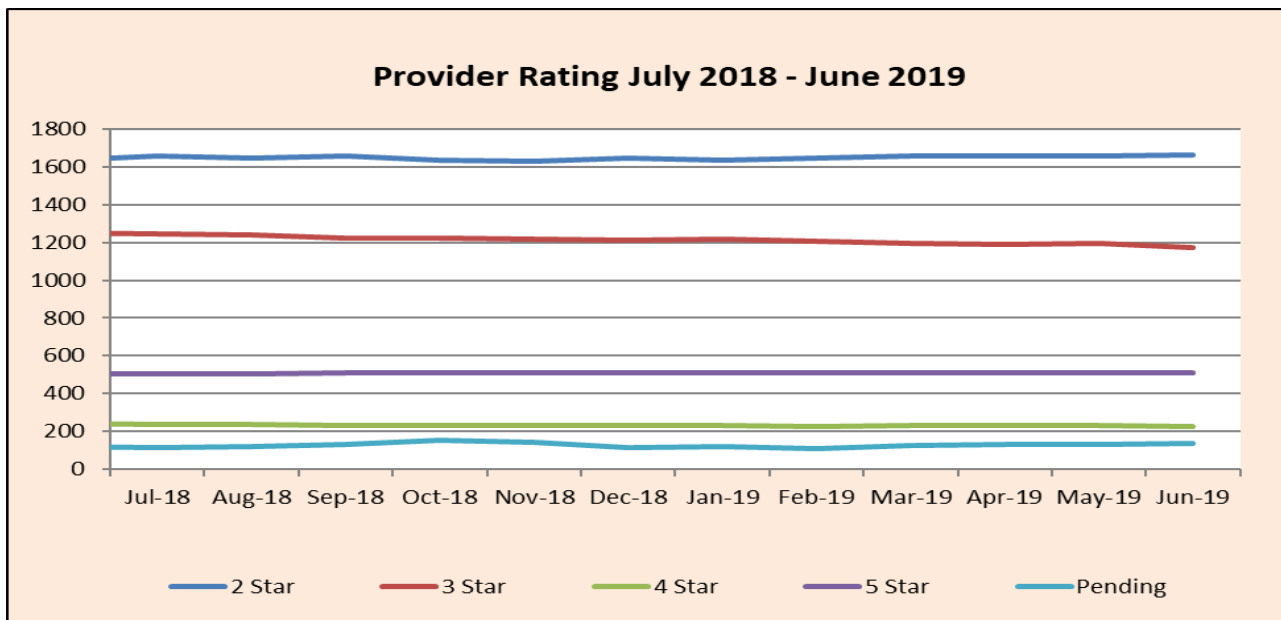
The composition of currently rated programs is shown below for June.



The graph below shows the movement in rating type chosen by providers over the past three years.

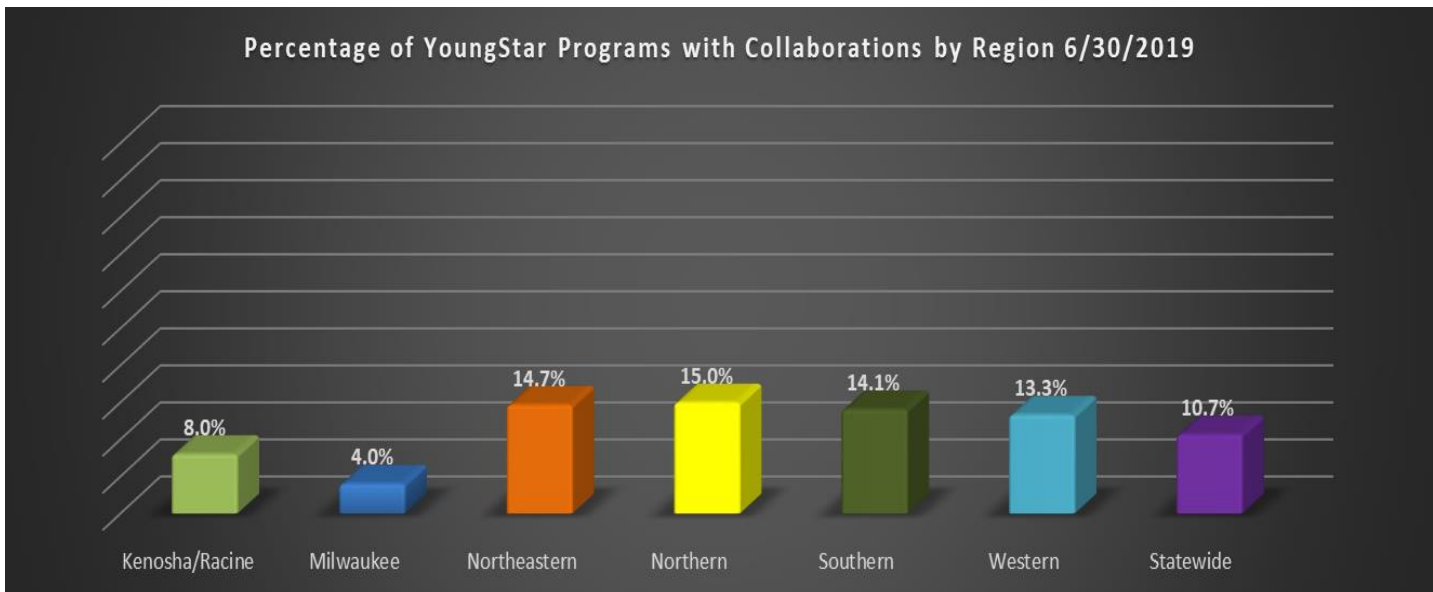
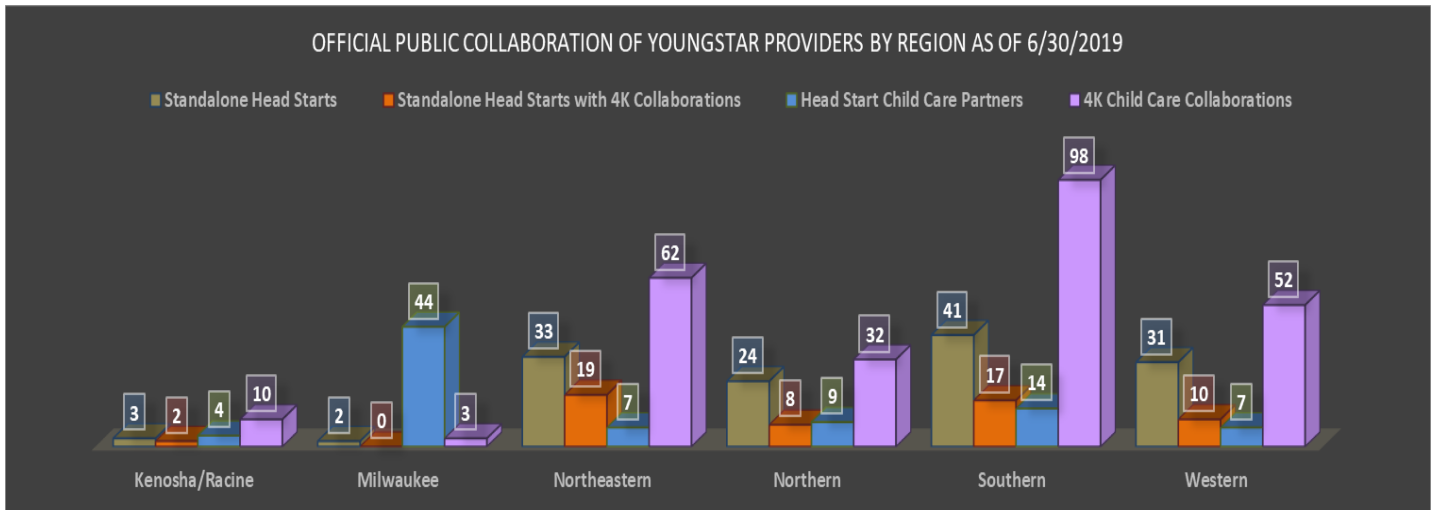


The graph below shows movement in rating levels for providers over the past year.

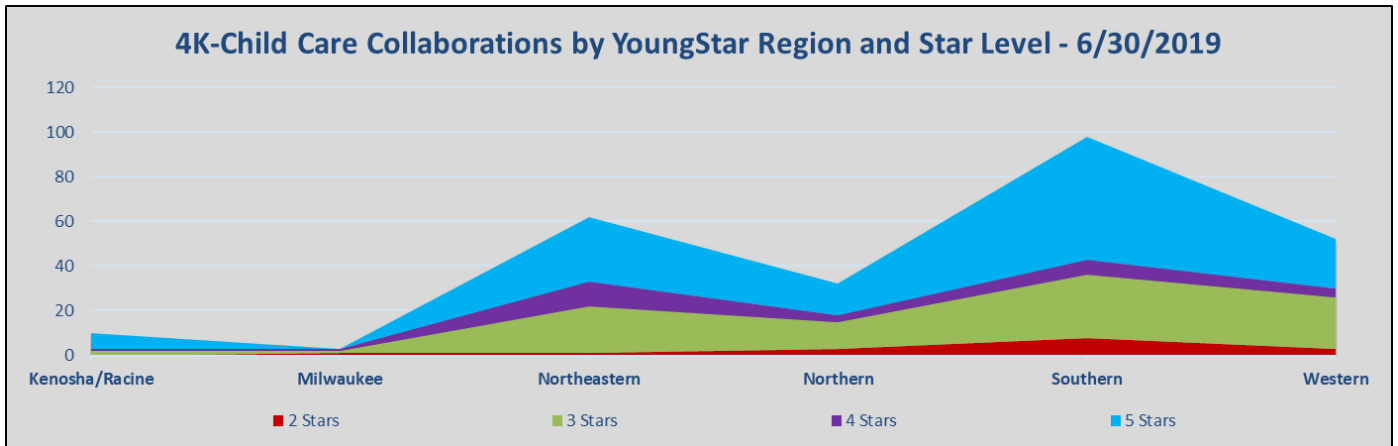


Please see <https://dcf.wisconsin.gov/youngstar/program/impact> for more details.

Region	Standalone Head Starts	Standalone Head Starts with 4K Collaborations	Head Start Child Care Partners	4K Child Care Collaborations	YoungStar Providers
Kenosha/Racine	3	2	4	10	199
Milwaukee	2	0	44	3	1165
Northeastern	33	19	7	62	599
Northern	24	8	9	32	327
Southern	41	17	14	98	917
Western	31	10	7	52	517
<b>Total</b>	<b>134</b>	<b>56</b>	<b>85</b>	<b>257</b>	<b>3724</b>



Data as of 6/30/2019



The Head Start/4K Child Care Collaboration information is based on returned surveys and all programs may not be included.