

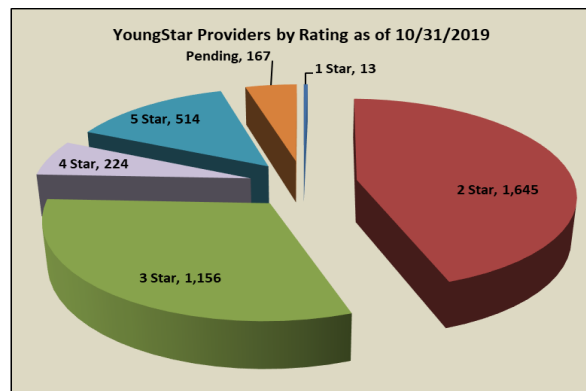
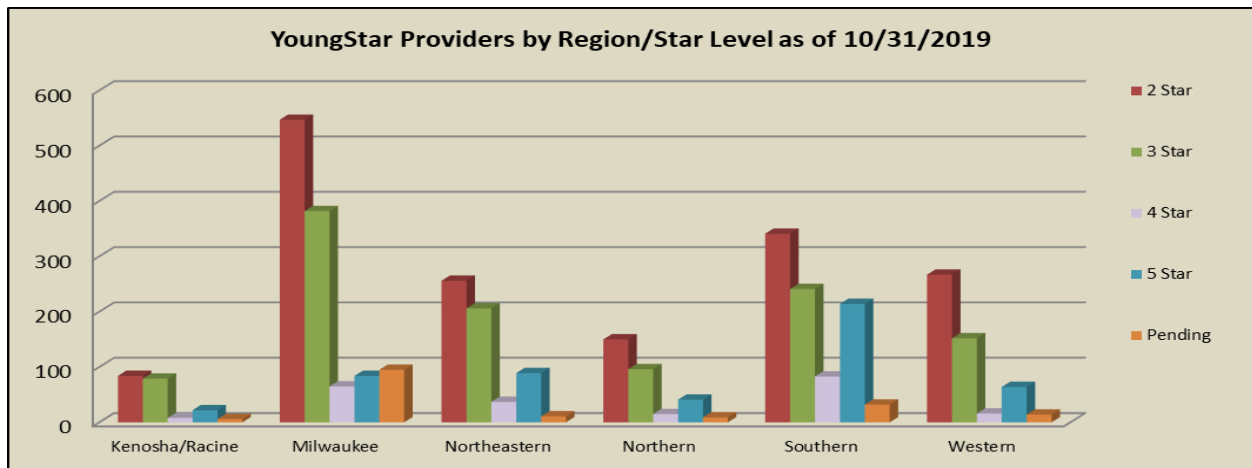
## Narrative of Monthly Report October 2019

For the month of October, the following are notable YoungStar statistics.

★ **Participation and Rating Composition:**

We currently have 3,719 programs participating in YoungStar. This is a decrease of eight programs as compared to September. The chart and graph below show the rating composition by Region for the current month.

	2 Star	3 Star	4 Star	5 Star	Pending	TOTAL
<b>Kenosha/Racine</b>	84	79	8	22	6	<b>199</b>
<b>Milwaukee</b>	547	382	65	84	95	<b>1,184</b>
<b>Northeastern</b>	256	206	37	89	11	<b>600</b>
<b>Northern</b>	150	96	15	41	9	<b>311</b>
<b>Southern</b>	341	241	83	214	32	<b>912</b>
<b>Western</b>	267	152	16	64	14	<b>513</b>
<b>Total</b>	<b>1,645</b>	<b>1,156</b>	<b>224</b>	<b>514</b>	<b>167</b>	<b>3,719</b>

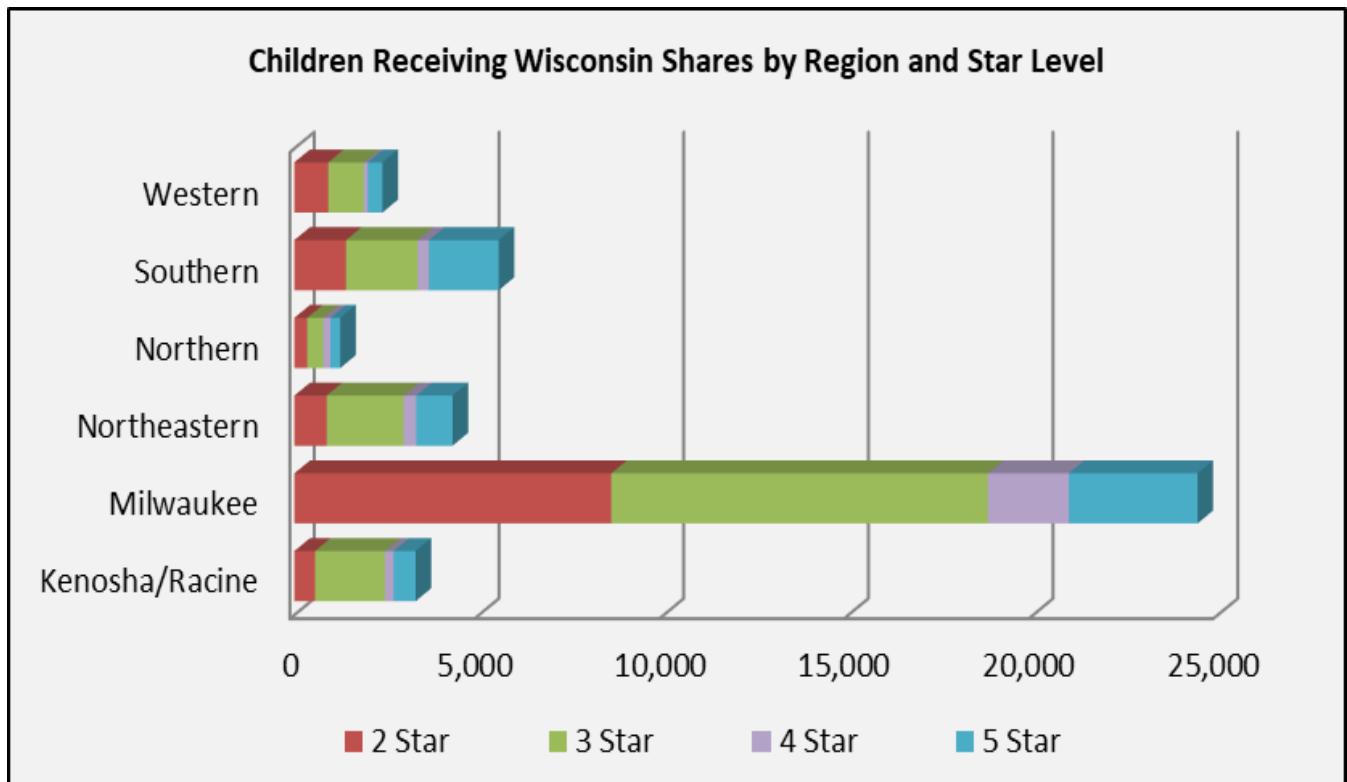


Data as of 10/31/2019

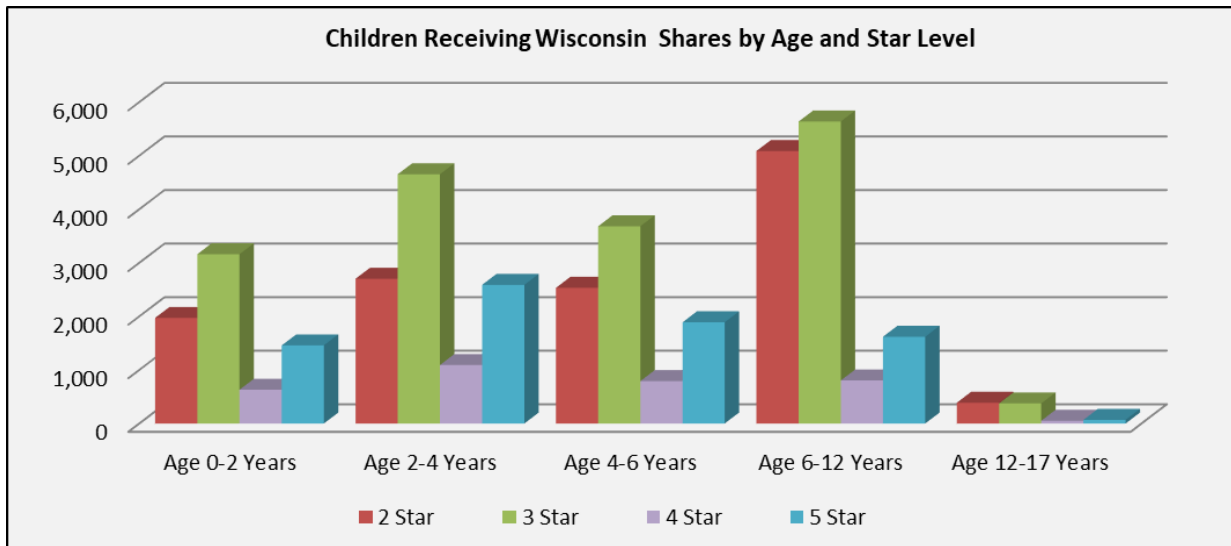
★ **Rating and Wisconsin Shares Data**

In October, the total number of programs currently rated was 3,552. There were an additional 167 programs with pending ratings. There were 2,787 programs with open Wisconsin Shares authorizations when the data was run for this report. There were 41,180 children receiving Wisconsin Shares as shown by region, age, and star level.

	2 Star	3 Star	4 Star	5 Star	Total
<b>Kenosha/Racine</b>	560	1,895	229	601	<b>3,285</b>
<b>Milwaukee</b>	8,580	10,194	2,193	3,484	<b>24,451</b>
<b>Northeastern</b>	875	2,082	345	983	<b>4,285</b>
<b>Northern</b>	351	435	191	265	<b>1,242</b>
<b>Southern</b>	1,398	1,937	305	1,893	<b>5,533</b>
<b>Western</b>	918	963	106	397	<b>2,384</b>
<b>Total</b>	<b>12,682</b>	<b>17,506</b>	<b>3,369</b>	<b>7,623</b>	<b>41,180</b>

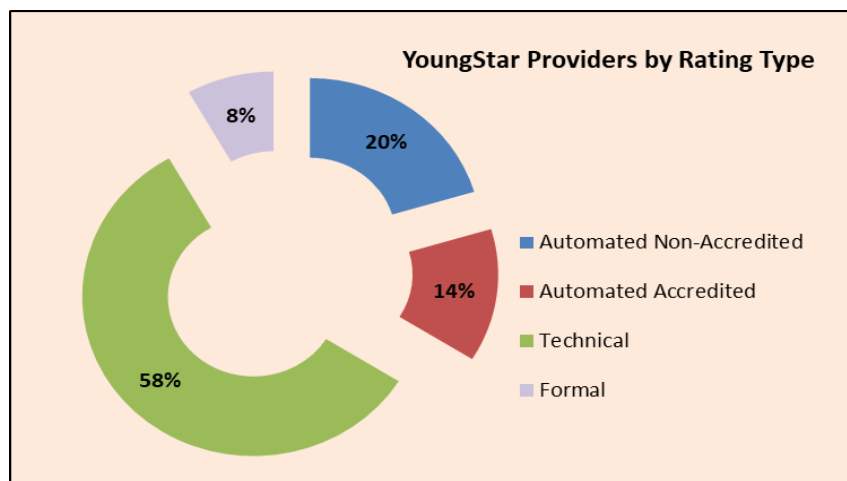


	2 Star	3 Star	4 Star	5 Star	Total
Age 0-2 Years	1,971	3,160	630	1,458	7,219
Age 2-4 Years	2,702	4,652	1,092	2,588	11,034
Age 4-6 Years	2,534	3,682	792	1,890	8,898
Age 6-12 Years	5,087	5,637	804	1,619	13,147
Age 12-17 Years	388	375	51	68	882
<b>Total</b>	<b>12,682</b>	<b>17,506</b>	<b>3,369</b>	<b>7,623</b>	<b>41,180</b>

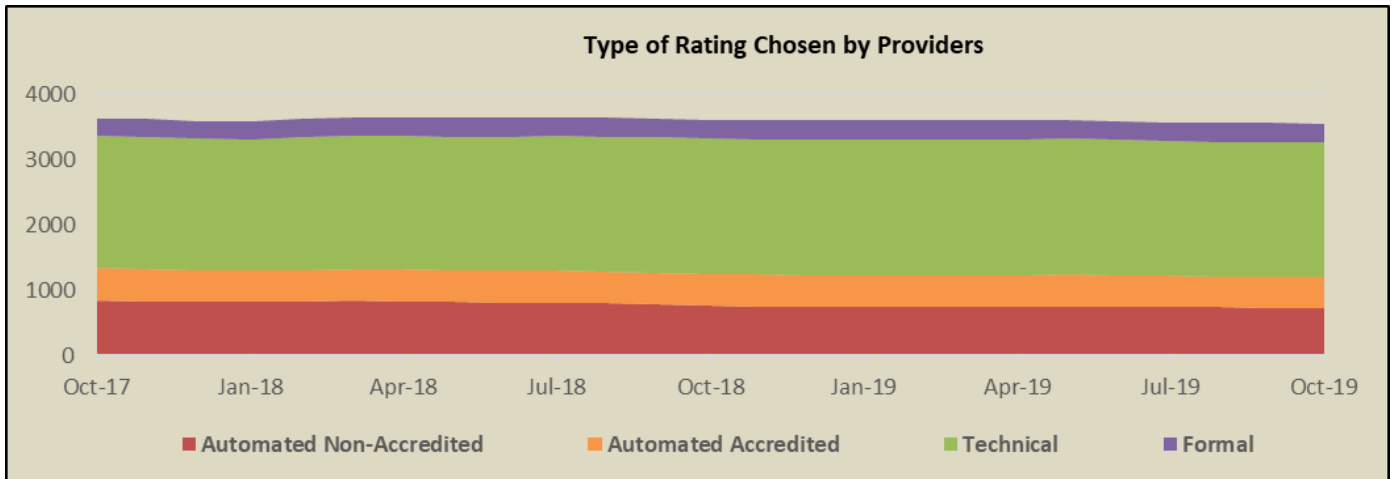


**Rating History and Composition:**

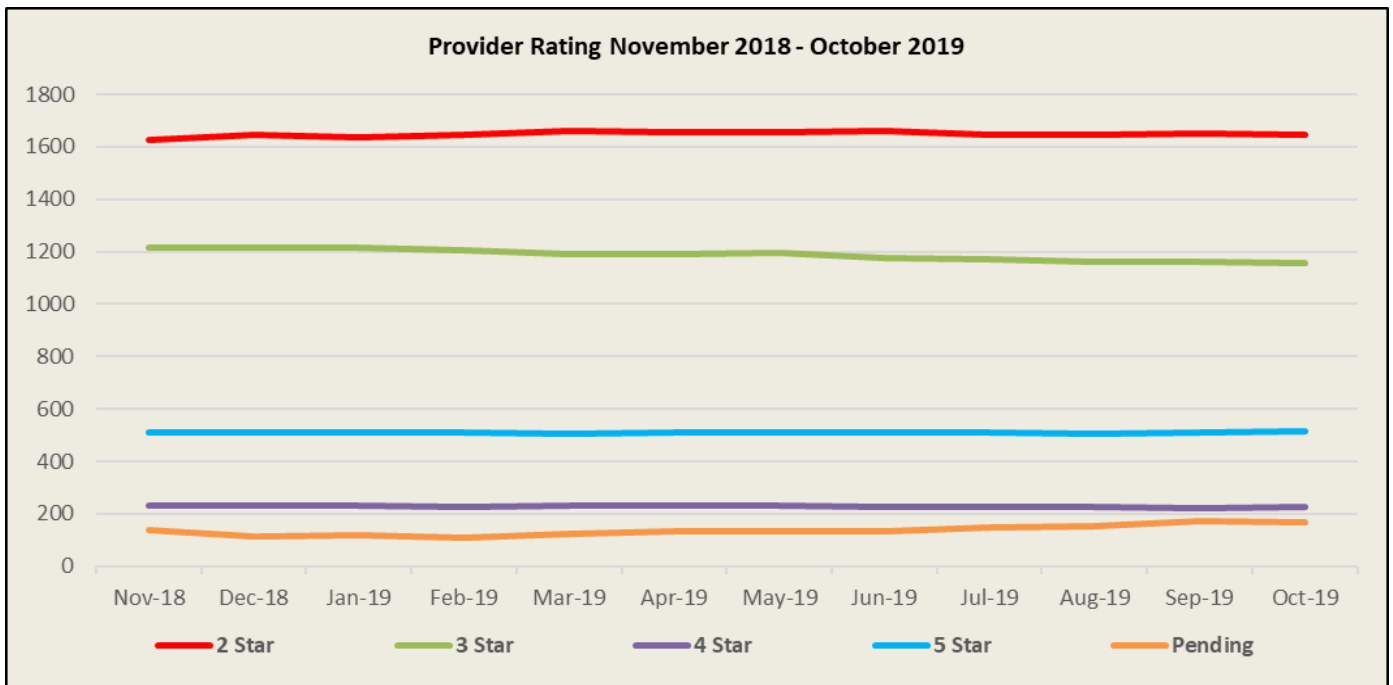
The composition of currently rated programs is shown below for October.



The graph below shows the movement in rating type chosen by providers over the past three years.



The graph below shows movement in rating levels for providers over the past year.



Please see <https://dcf.wisconsin.gov/youngstar/program/impact> for more details.

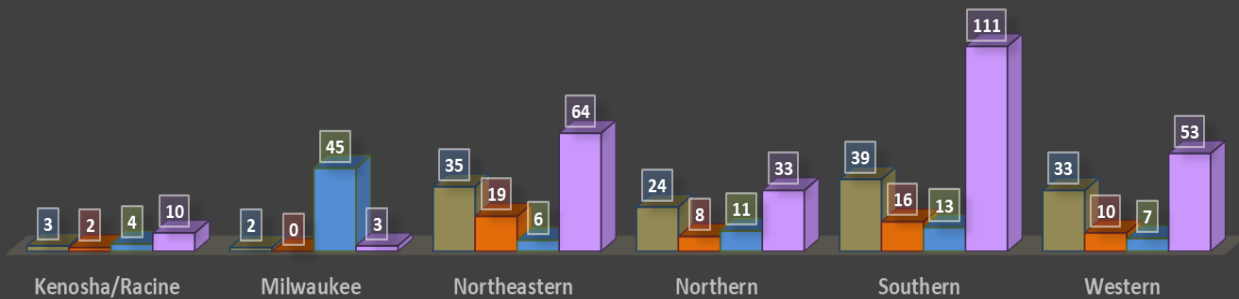
**YoungStar Data on Partnerships as of 10/31/2019:**

Data as of 10/31/2019

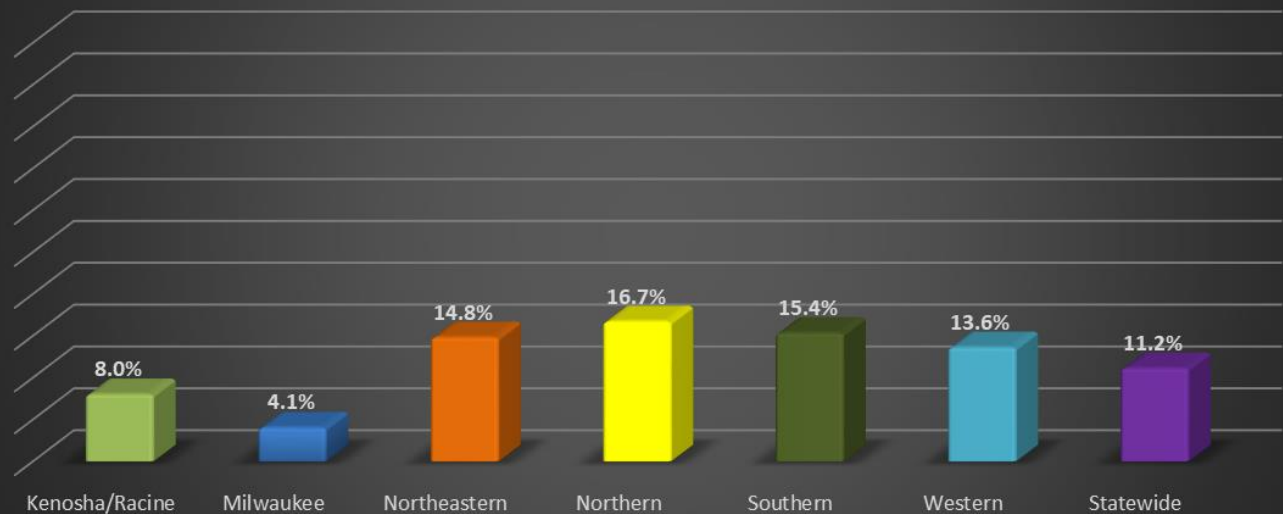
Region	Standalone Head Starts	Standalone Head Starts with 4K Collaborations	Head Start Child Care Partners	4K Child Care Collaborations	YoungStar Providers
Kenosha/Racine	3	2	4	10	199
Milwaukee	2	0	45	3	1184
Northeastern	35	19	6	64	600
Northern	24	8	11	33	311
Southern	39	16	13	111	912
Western	33	10	7	53	513
<b>Total</b>	<b>136</b>	<b>55</b>	<b>86</b>	<b>274</b>	<b>3719</b>

OFFICIAL PUBLIC COLLABORATION OF YOUNGSTAR PROVIDERS BY REGION AS OF 10/31/2019

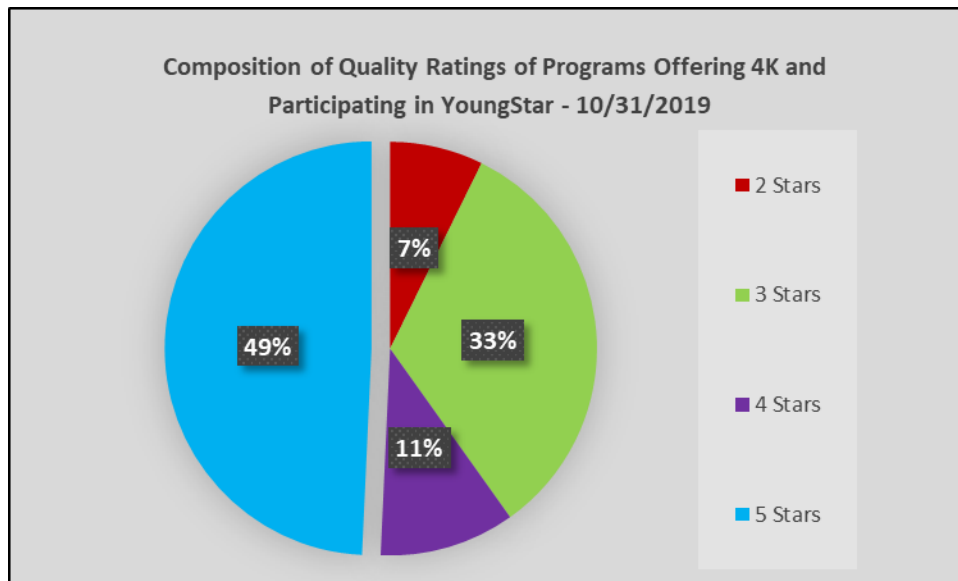
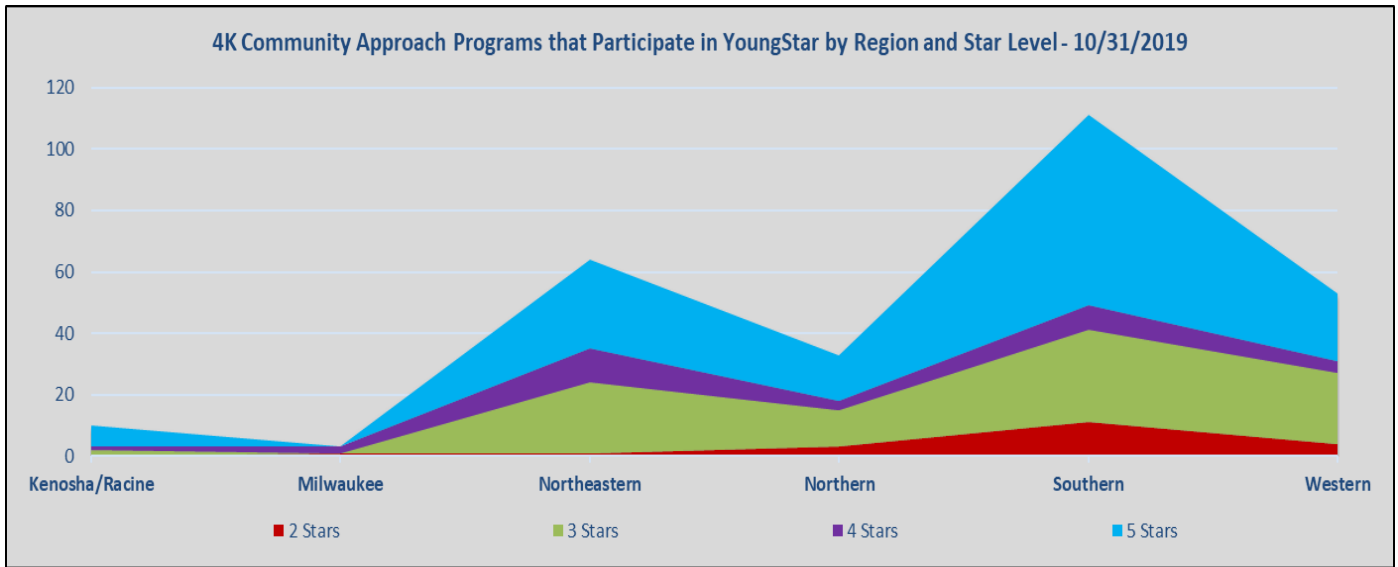
■ Standalone Head Starts ■ Standalone Head Starts with 4K Collaborations ■ Head Start Child Care Partners ■ 4K Child Care Collaborations



Percentage of YoungStar Programs with Collaborations by Region 10/31/2019



Data as of 10/31/2019



The Head Start/4K Child Care Collaboration information is based on returned surveys and all programs may not be included.