

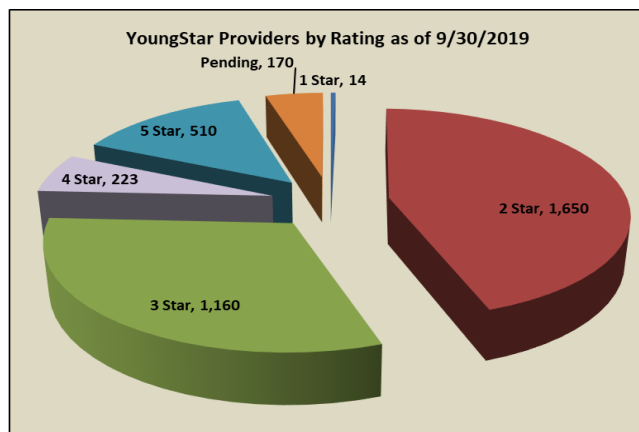
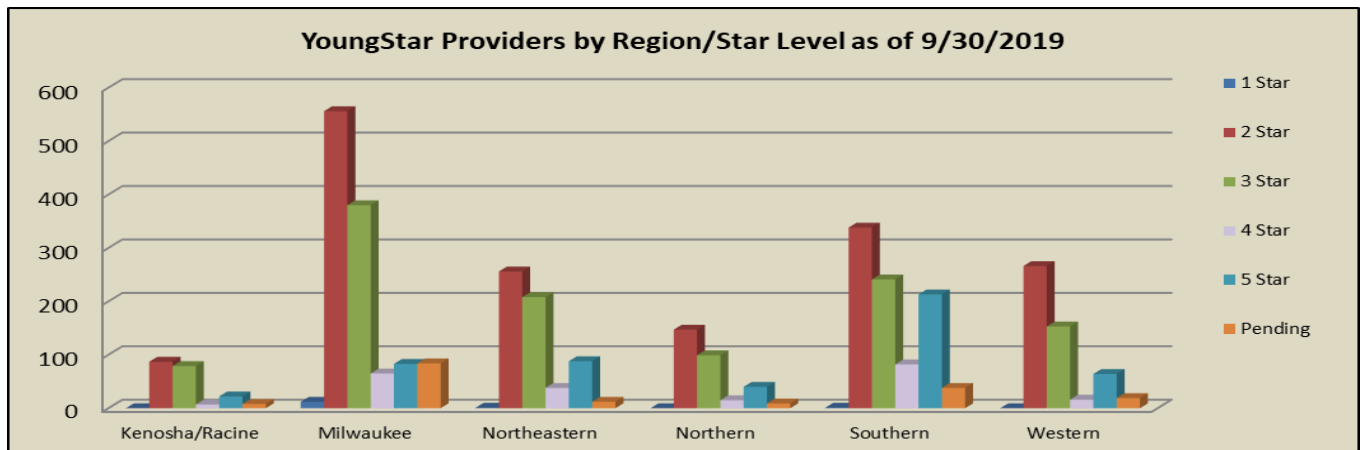
## Narrative of Monthly Report September 2019

For the month of September, the following are notable YoungStar statistics.

★ **Participation and Rating Composition:**

We currently have 3,727 programs participating in YoungStar. This is an increase of 18 programs as compared to August. The chart and graph below show the rating composition by Region for the current month.

	1 Star	2 Star	3 Star	4 Star	5 Star	Pending	TOTAL
<b>Kenosha/Racine</b>	0	87	79	7	22	8	<b>203</b>
<b>Milwaukee</b>	12	556	380	65	83	84	<b>1,180</b>
<b>Northeastern</b>	1	256	208	38	88	12	<b>603</b>
<b>Northern</b>	0	147	99	15	40	9	<b>310</b>
<b>Southern</b>	1	338	241	82	213	38	<b>913</b>
<b>Western</b>	0	266	153	16	64	19	<b>518</b>
<b>Total</b>	<b>14</b>	<b>1,650</b>	<b>1,160</b>	<b>223</b>	<b>510</b>	<b>170</b>	<b>3,727</b>

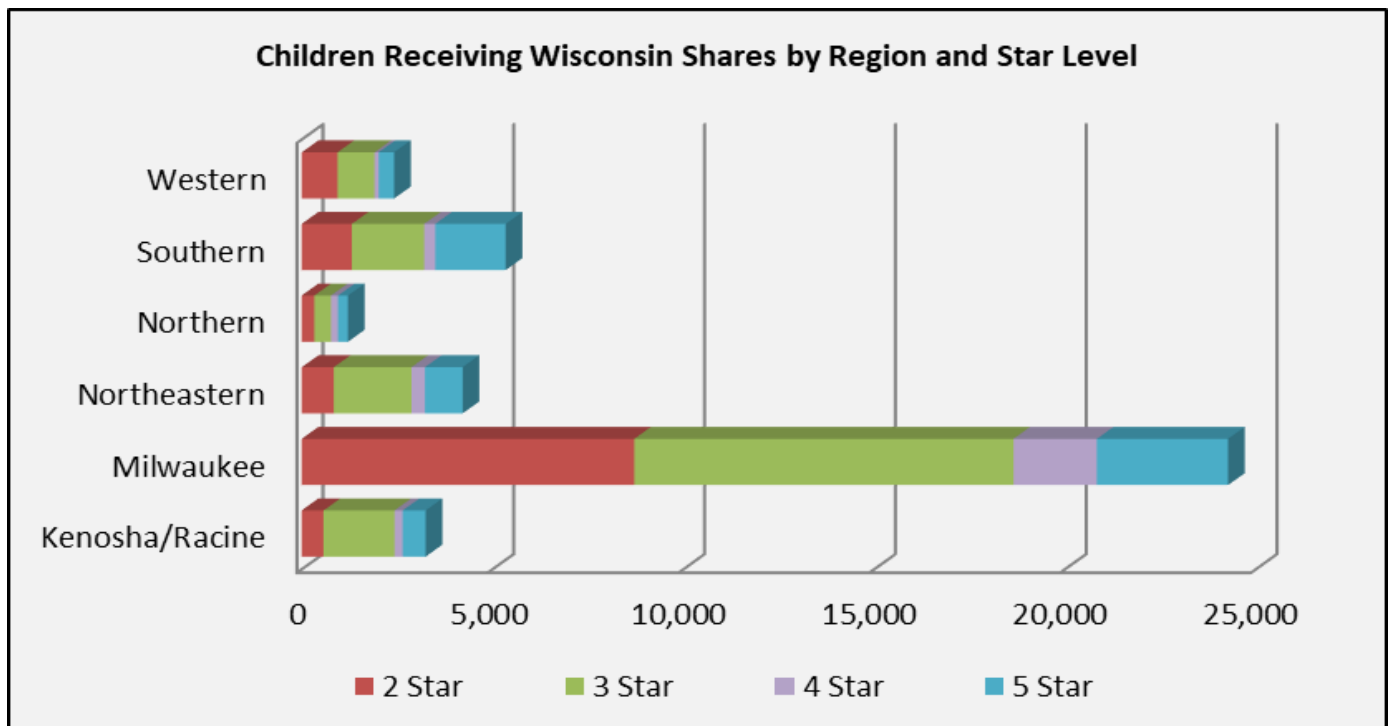


Data as of 9/30/2019

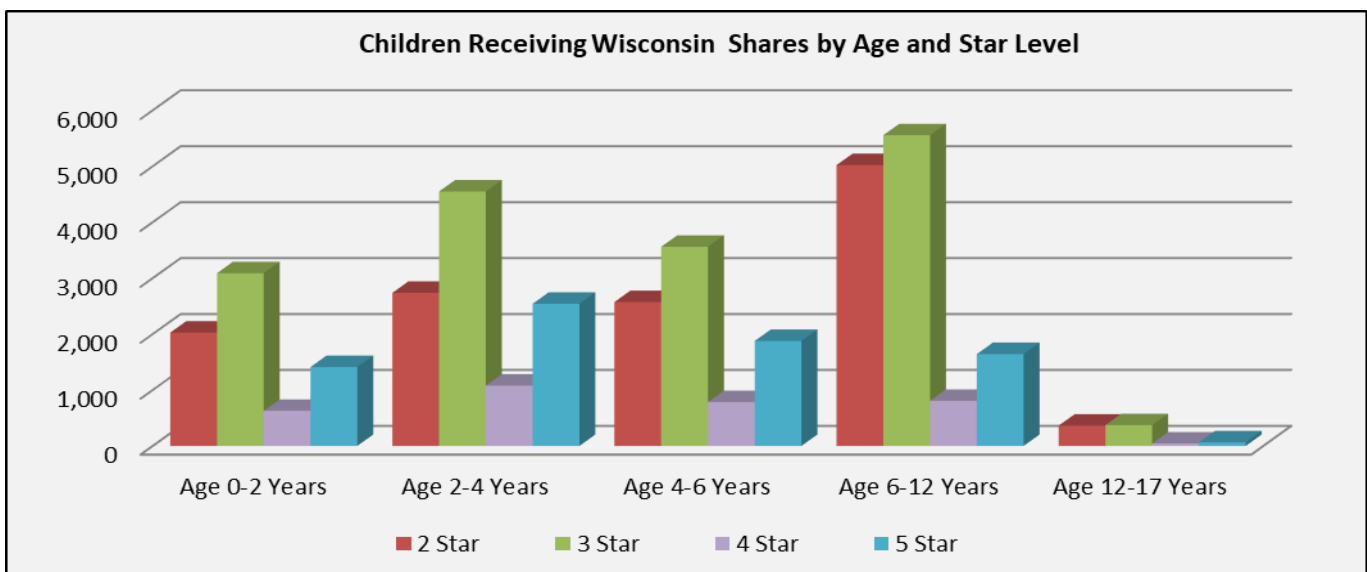
★ **Rating and Wisconsin Shares Data**

In September, the total number of programs currently rated was 3,557. There were an additional 170 programs with pending ratings. There were 2,792 programs with open Wisconsin Shares authorizations when the data was run for this report. There were 40,728 children receiving Wisconsin Shares as shown by region, age, and star level.

	2 Star	3 Star	4 Star	5 Star	Total
Kenosha/Racine	571	1,862	212	604	3,249
Milwaukee	8,717	9,935	2,186	3,439	24,277
Northeastern	843	2,034	354	988	4,219
Northern	334	431	189	258	1,212
Southern	1,316	1,895	292	1,843	5,346
Western	940	970	109	406	2,425
<b>Total</b>	<b>12,721</b>	<b>17,127</b>	<b>3,342</b>	<b>7,538</b>	<b>40,728</b>

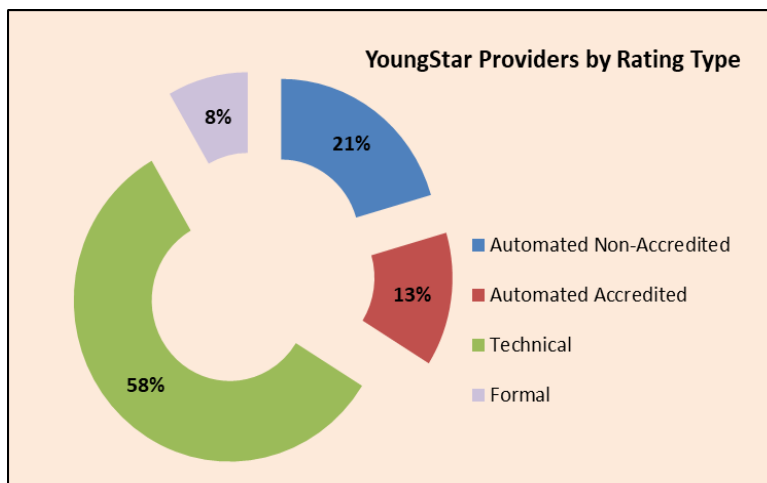


	2 Star	3 Star	4 Star	5 Star	Total
Age 0-2 Years	2,027	3,089	627	1,411	7,154
Age 2-4 Years	2,737	4,549	1,079	2,542	10,907
Age 4-6 Years	2,573	3,561	785	1,877	8,796
Age 6-12 Years	5,021	5,555	807	1,643	13,026
Age 12-17 Years	363	373	44	65	845
<b>Total</b>	<b>12,721</b>	<b>17,127</b>	<b>3,342</b>	<b>7,538</b>	<b>40,728</b>



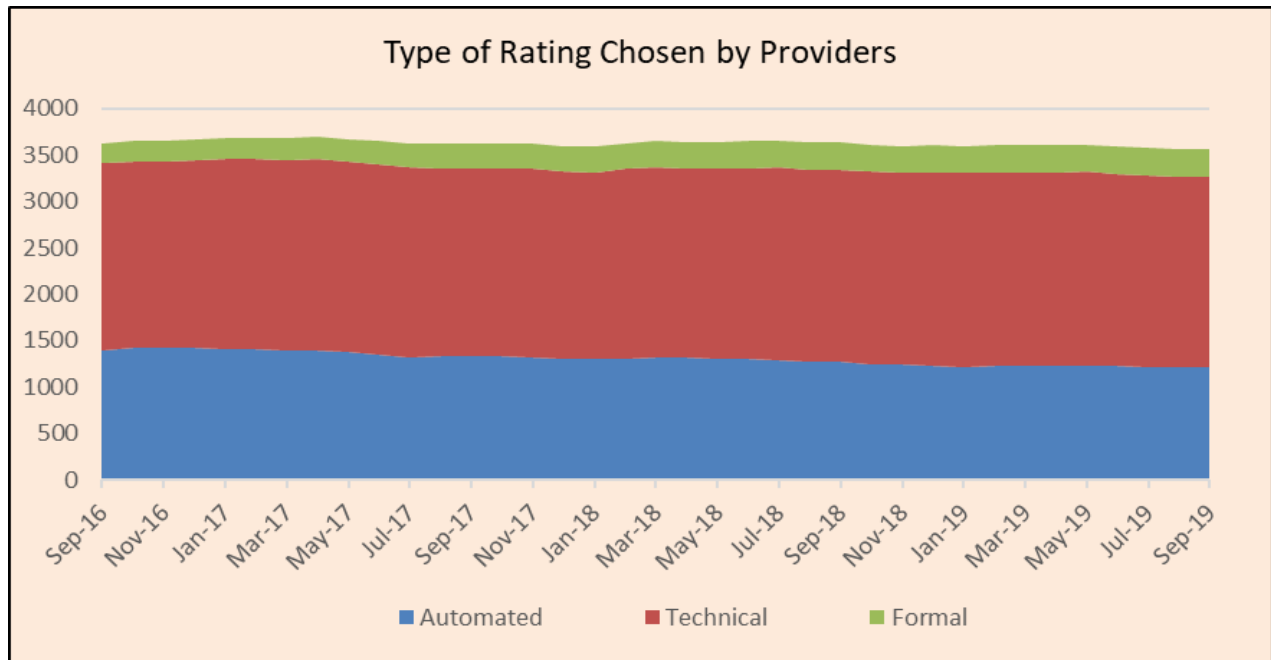
**Rating History and Composition:**

The composition of currently rated programs is shown below for September.

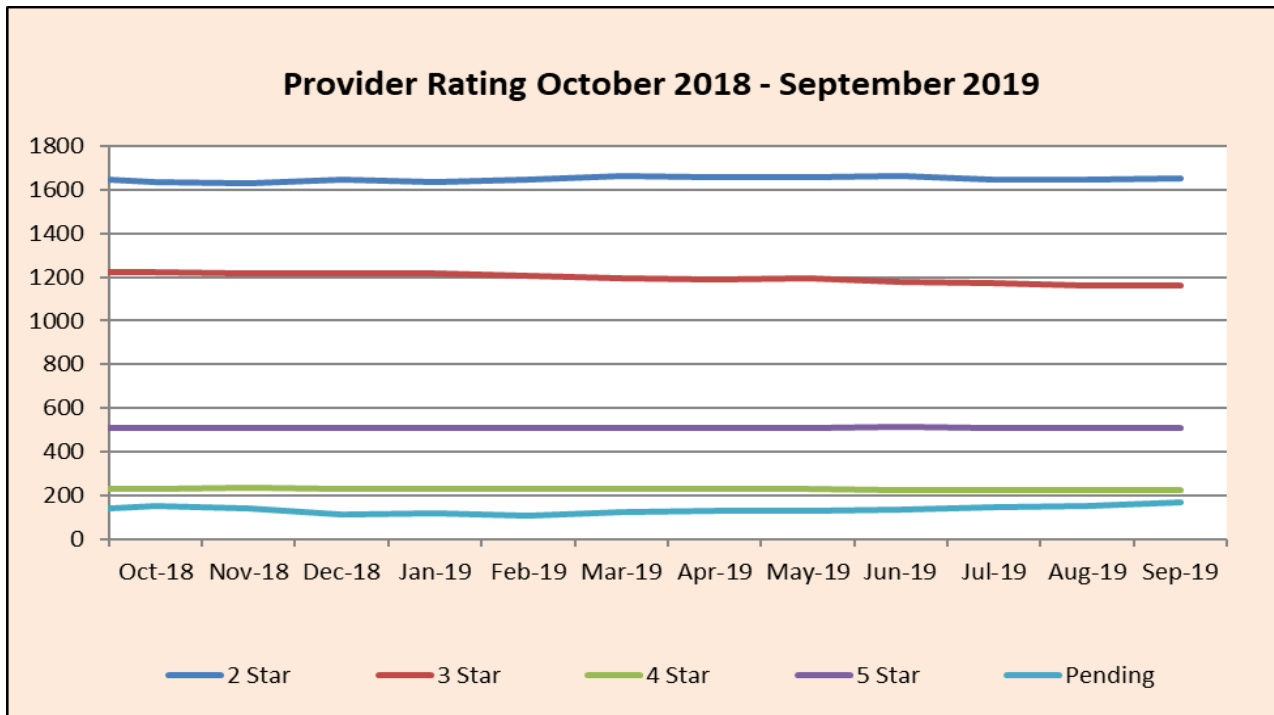


Data as of 9/30/2019

The graph below shows the movement in rating type chosen by providers over the past three years.



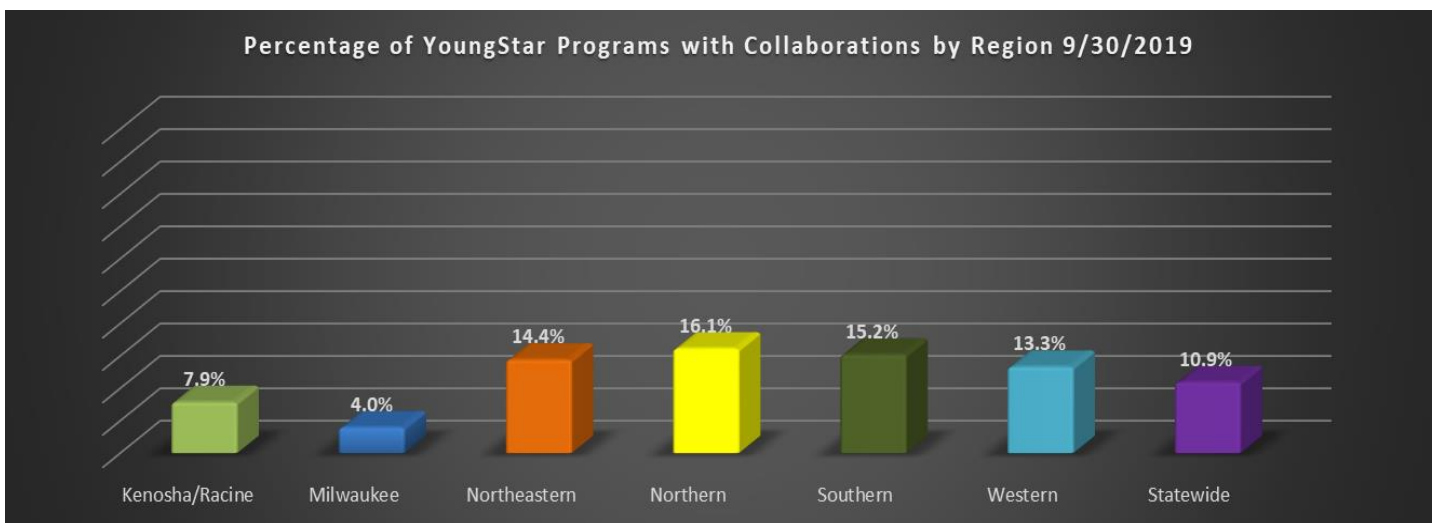
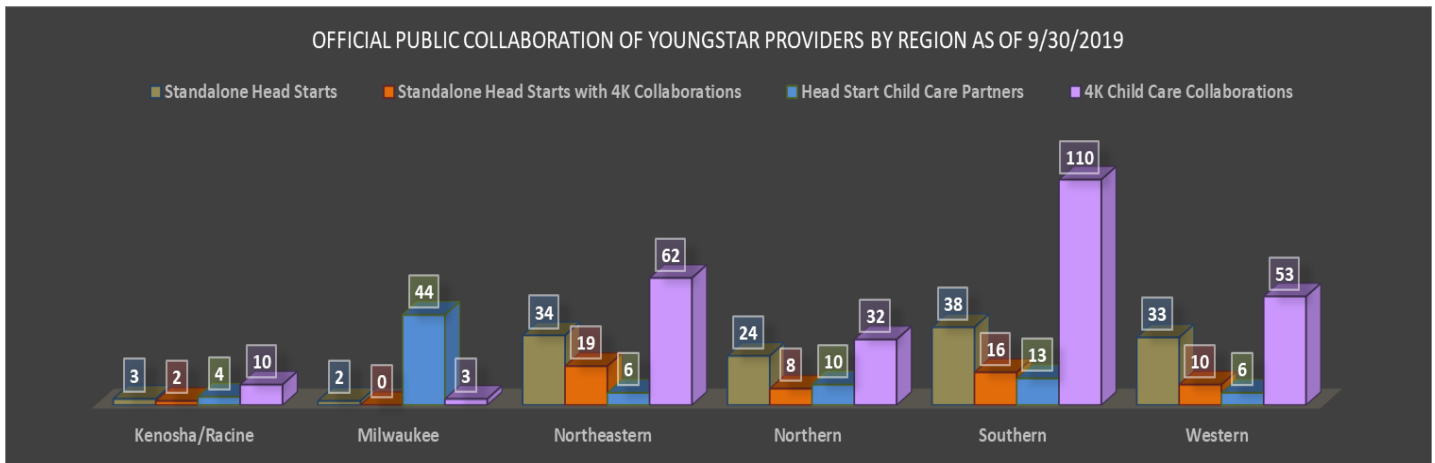
The graph below shows movement in rating levels for providers over the past year.



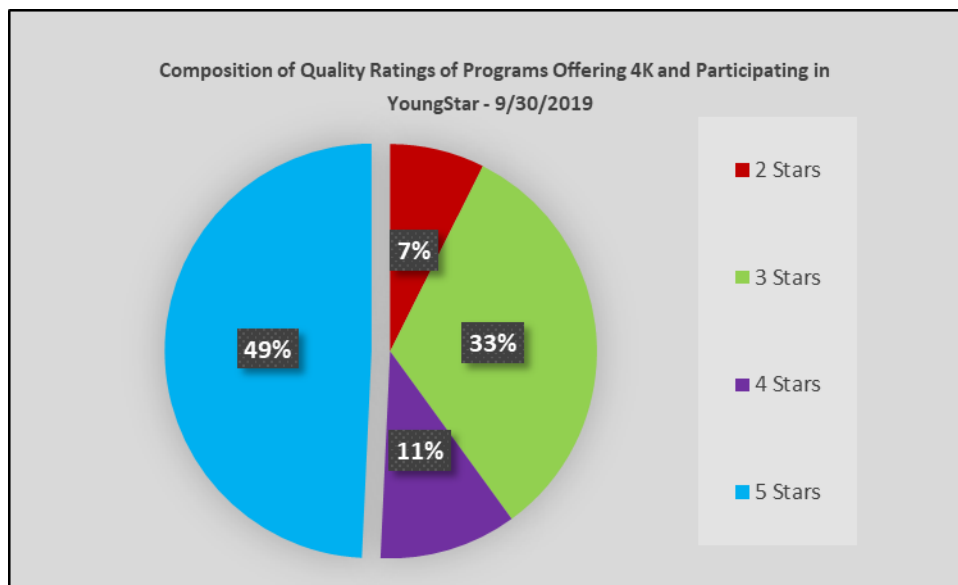
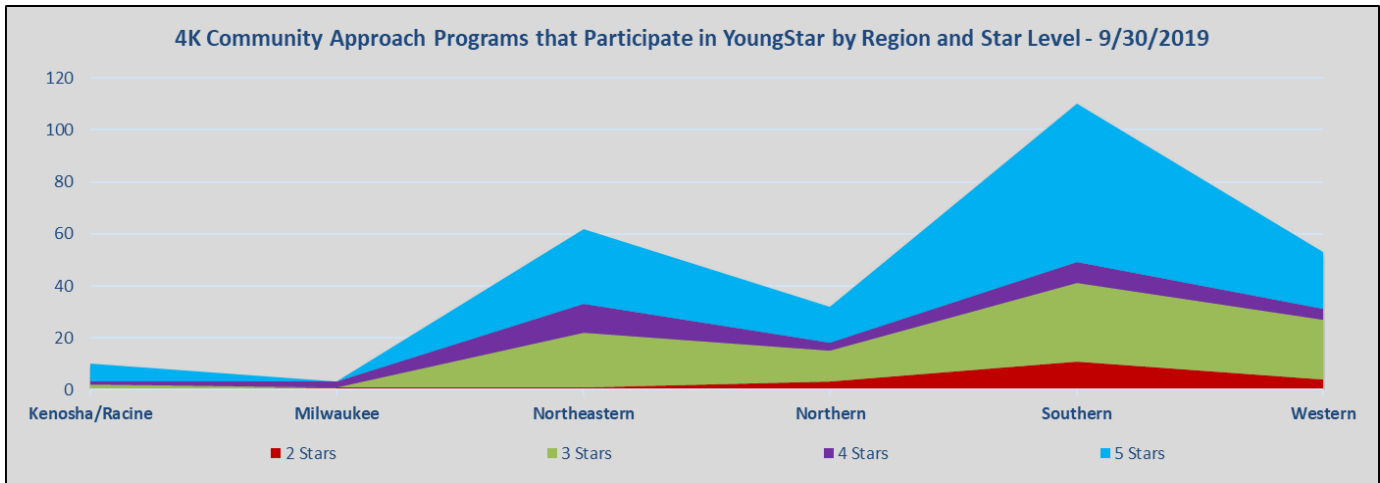
Please see <https://dcf.wisconsin.gov/youngstar/program/impact> for more details.

Data as of 9/30/2019

Region	Standalone Head Starts	Standalone Head Starts with 4K Collaborations	Head Start Child Care Partners	4K Child Care Collaborations	YoungStar Providers
Kenosha/Racine	3	2	4	10	203
Milwaukee	2	0	44	3	1180
Northeastern	34	19	6	62	603
Northern	24	8	10	32	310
Southern	38	16	13	110	913
Western	33	10	6	53	518
<b>Total</b>	<b>134</b>	<b>55</b>	<b>83</b>	<b>270</b>	<b>3727</b>



Data as of 9/30/2019



The Head Start/4K Child Care Collaboration information is based on returned surveys and all programs may not be included.