

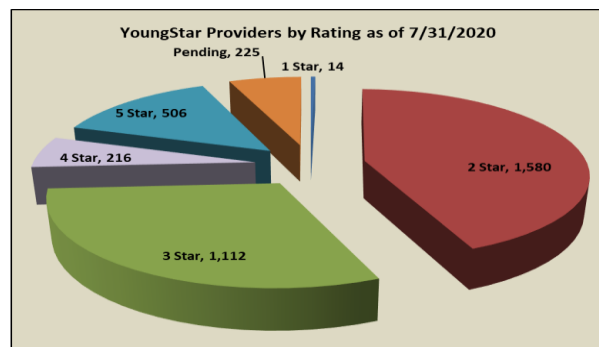
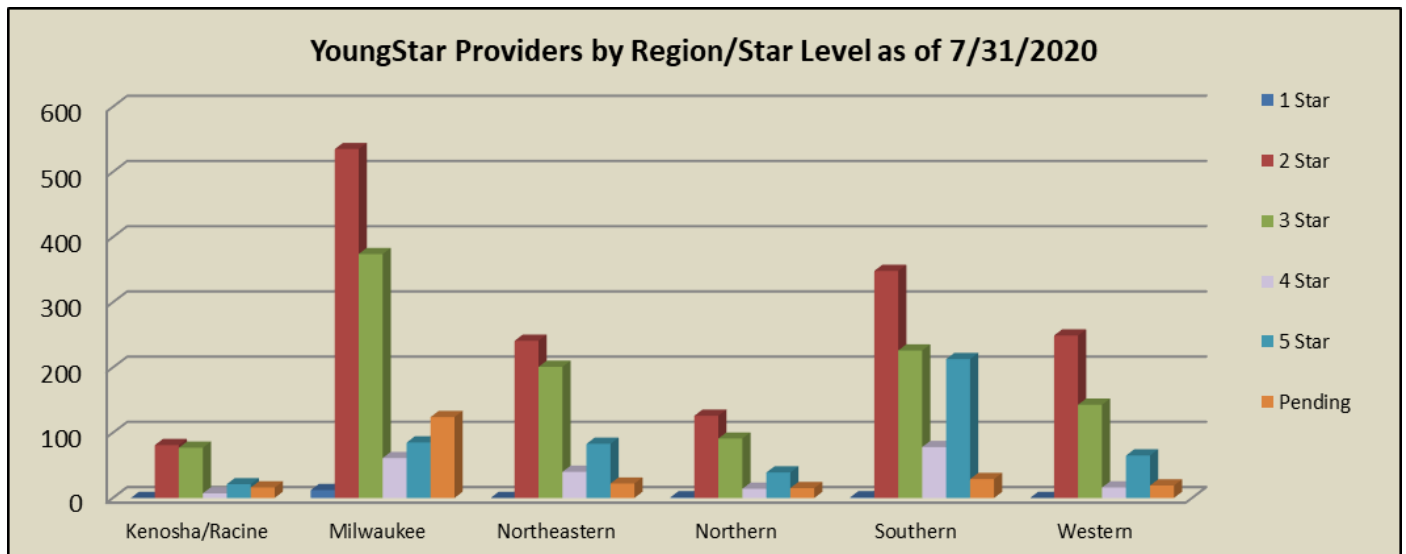
## Narrative of Monthly Report July 2020

For the month of July, the following are notable YoungStar statistics.

★ **Participation and Rating Composition:**

We currently have 3,653 programs participating in YoungStar. This is a decrease of 9 programs as compared to June. The chart and graph below show the rating composition by region for the current month.

	1 Star	2 Star	3 Star	4 Star	5 Star	Pending	TOTAL
<b>Kenosha/Racine</b>	0	81	77	7	21	16	<b>202</b>
<b>Milwaukee</b>	12	535	374	61	85	124	<b>1,191</b>
<b>Northeastern</b>	0	241	201	40	83	22	<b>587</b>
<b>Northern</b>	1	126	91	14	39	15	<b>286</b>
<b>Southern</b>	1	348	226	78	213	29	<b>895</b>
<b>Western</b>	0	249	143	16	65	19	<b>492</b>
<b>Total</b>	<b>14</b>	<b>1,580</b>	<b>1,112</b>	<b>216</b>	<b>506</b>	<b>225</b>	<b>3,653</b>

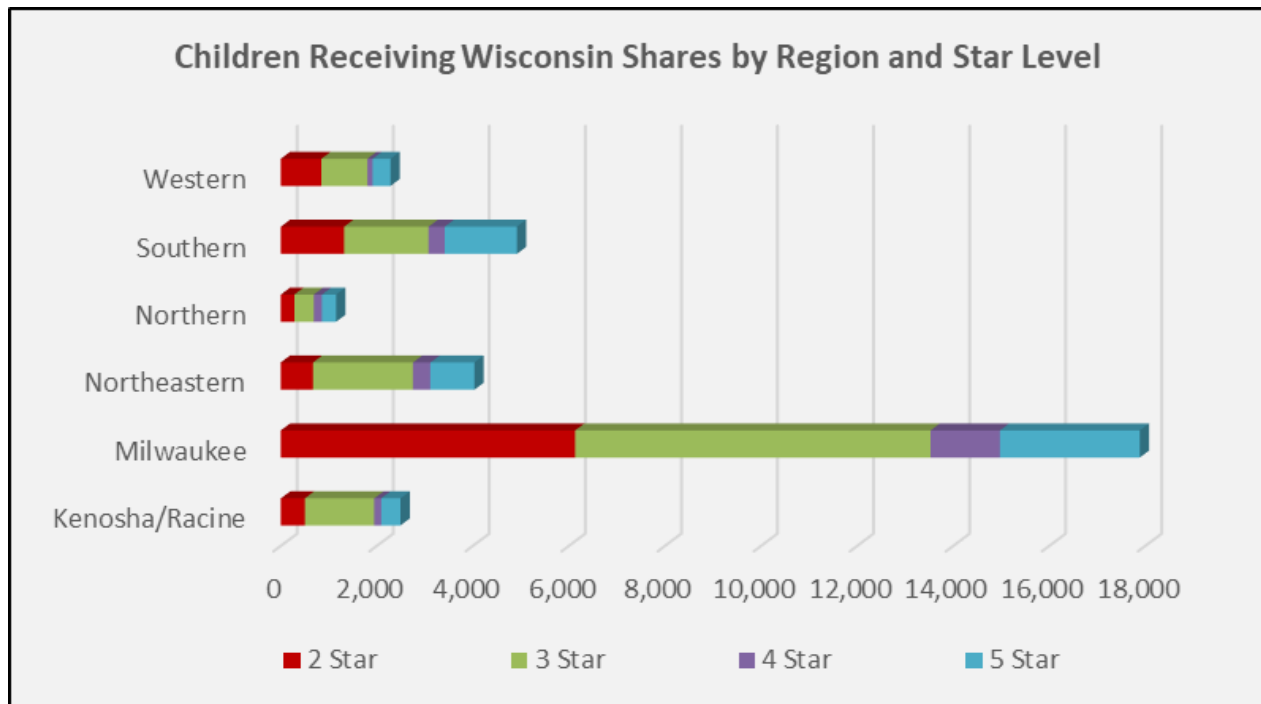


Data as of 7/31/2020

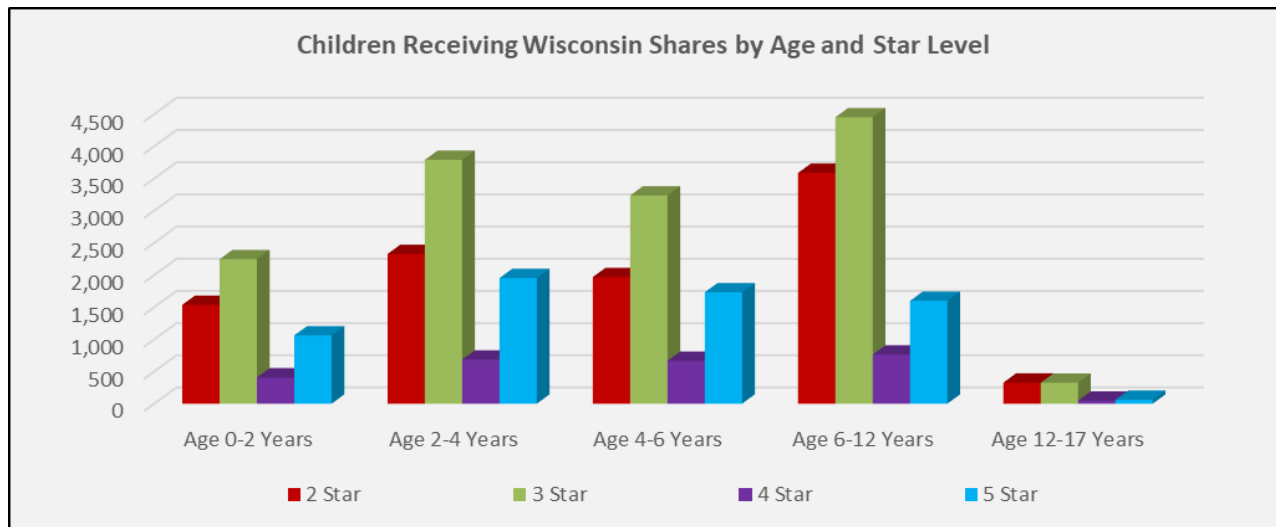
★ **Rating and Wisconsin Shares Data**

In July, the total number of programs currently rated was 3,428. There were an addition 225 programs with pending ratings. There were 2,431 programs with open Wisconsin Shares authorizations when the data was run for this report. There were 32,759 children receiving Wisconsin Shares as shown by region, age, and star level.

	2 Star	3 Star	4 Star	5 Star	Total
Kenosha/Racine	501	1,444	145	402	2,492
Milwaukee	6,129	7,398	1,447	2,911	17,885
Northeastern	670	2,079	366	915	4,030
Northern	282	406	169	294	1,151
Southern	1,317	1,761	335	1,503	4,916
Western	846	959	105	375	2,285
<b>Total</b>	<b>9,745</b>	<b>14,047</b>	<b>2,567</b>	<b>6,400</b>	<b>32,759</b>

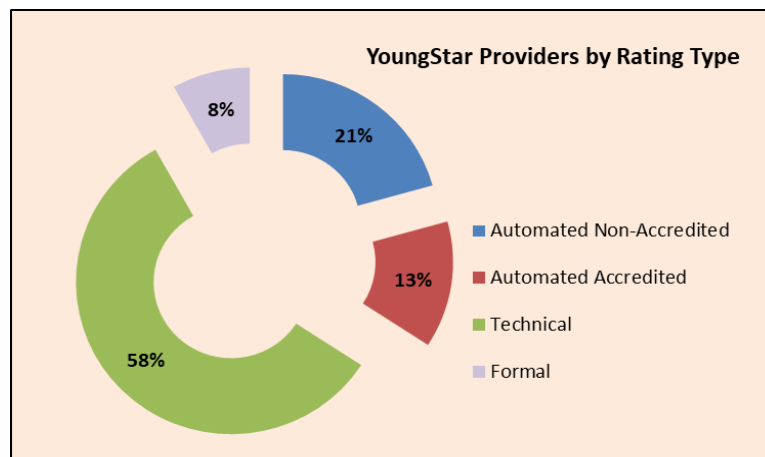


	2 Star	3 Star	4 Star	5 Star	Total
Age 0-2 Years	1,536	2,245	408	1,060	5,249
Age 2-4 Years	2,327	3,789	685	1,952	8,753
Age 4-6 Years	1,968	3,236	665	1,730	7,599
Age 6-12 Years	3,587	4,451	763	1,598	10,399
Age 12-17 Years	327	326	46	60	759
<b>Total</b>	<b>9,745</b>	<b>14,047</b>	<b>2,567</b>	<b>6,400</b>	<b>32,759</b>



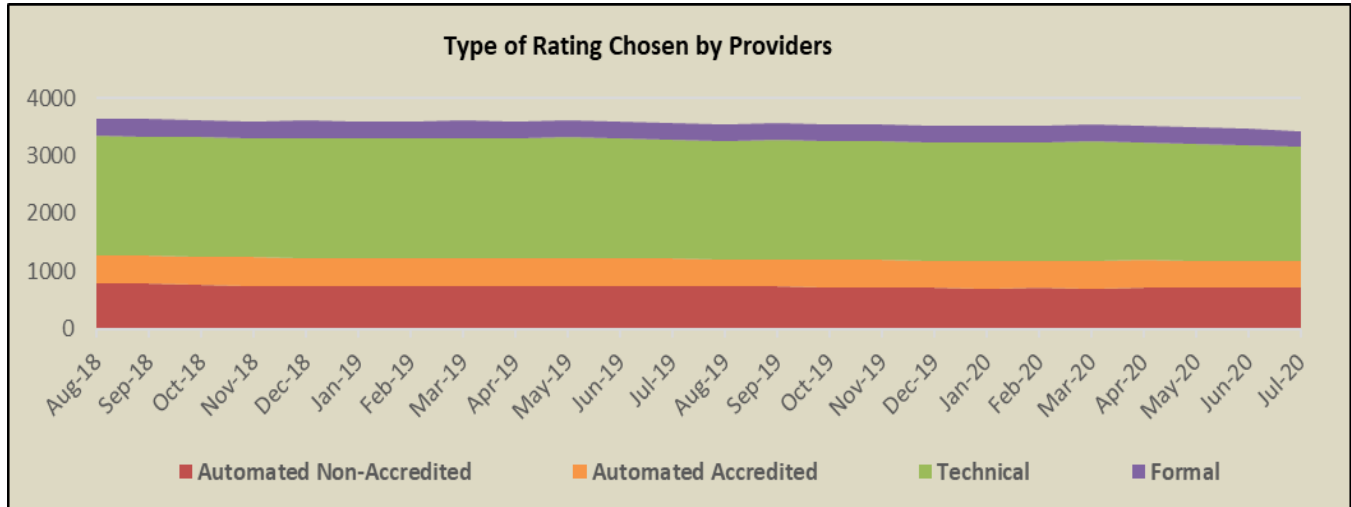
### Rating History and Composition:

The composition of currently rated programs is shown below for July.

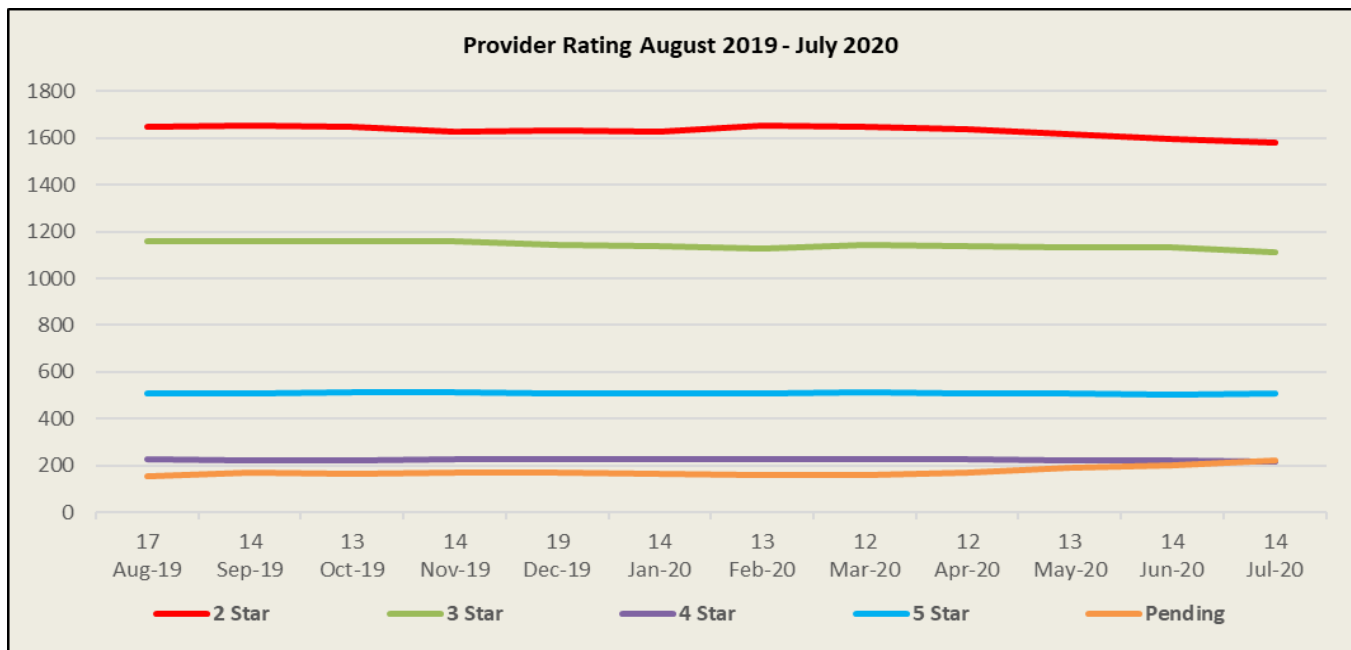


Data as of 7/31/2020

The graph below shows the movement in rating type chosen by providers over the past two years.



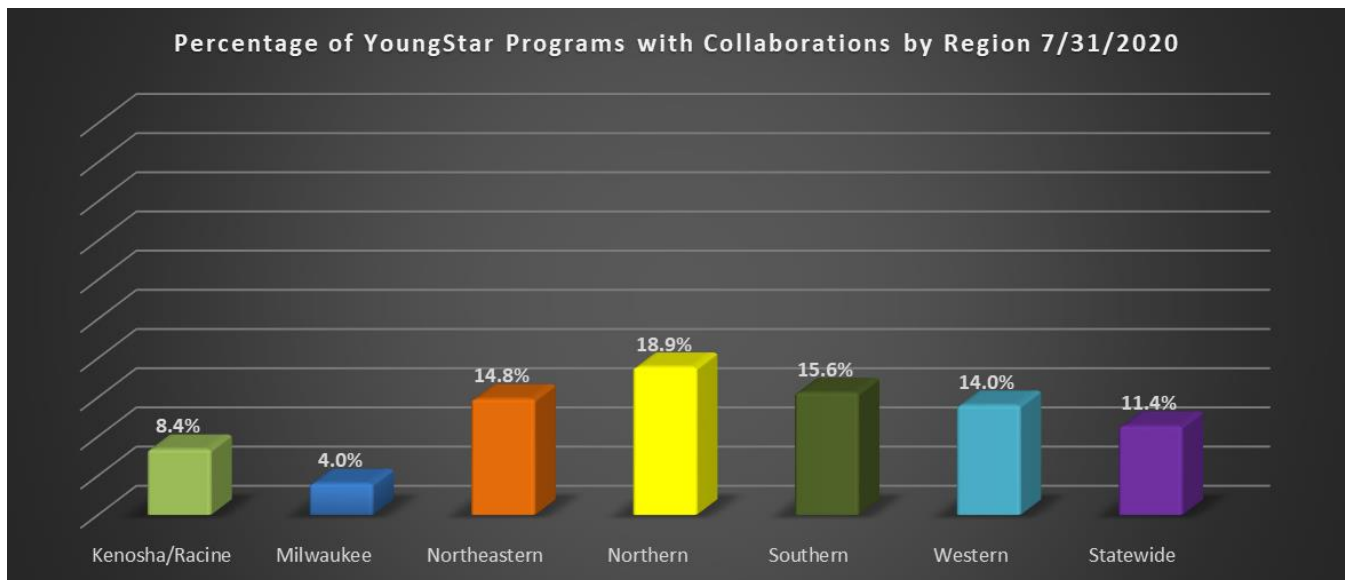
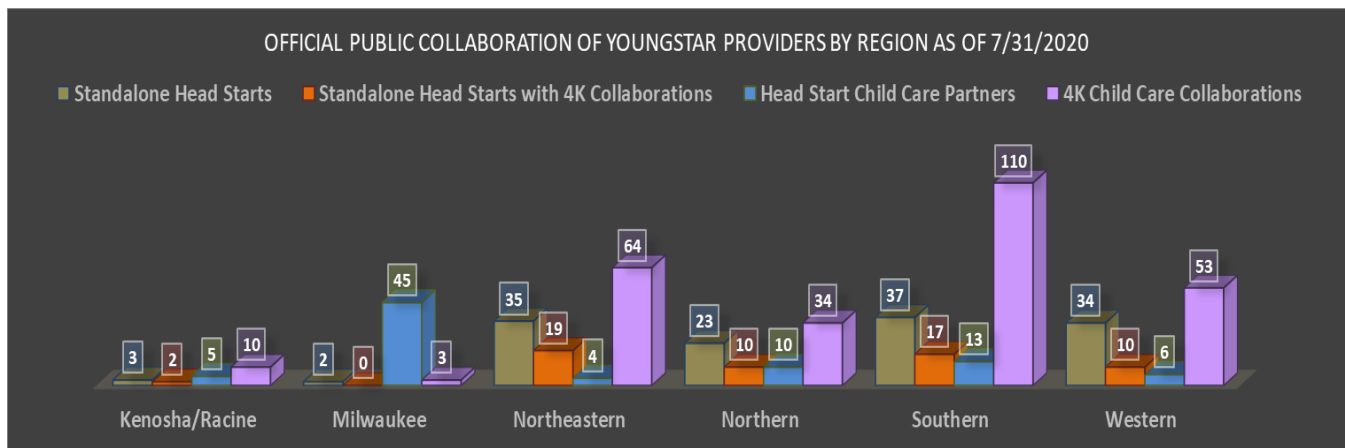
The graph below shows movement in rating levels for providers over the past year.



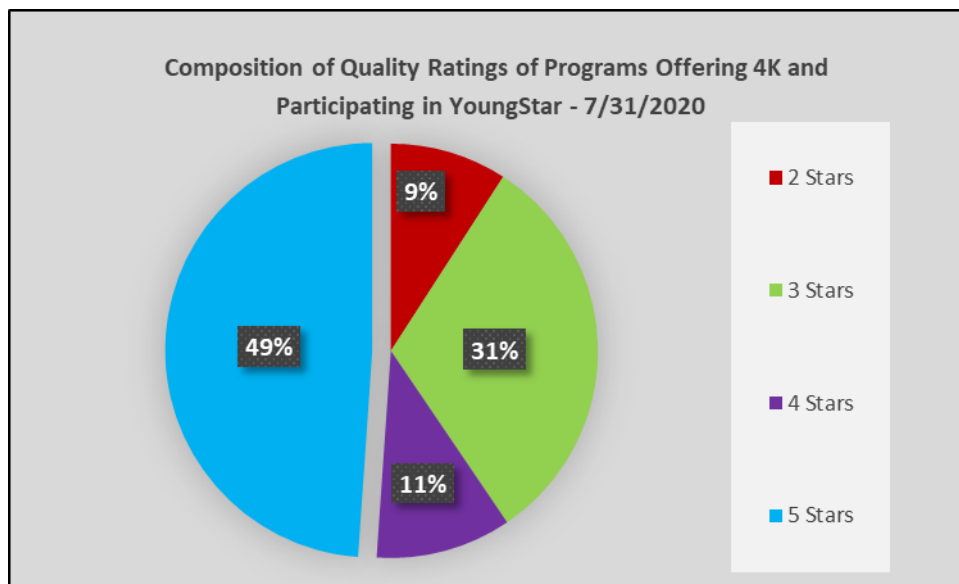
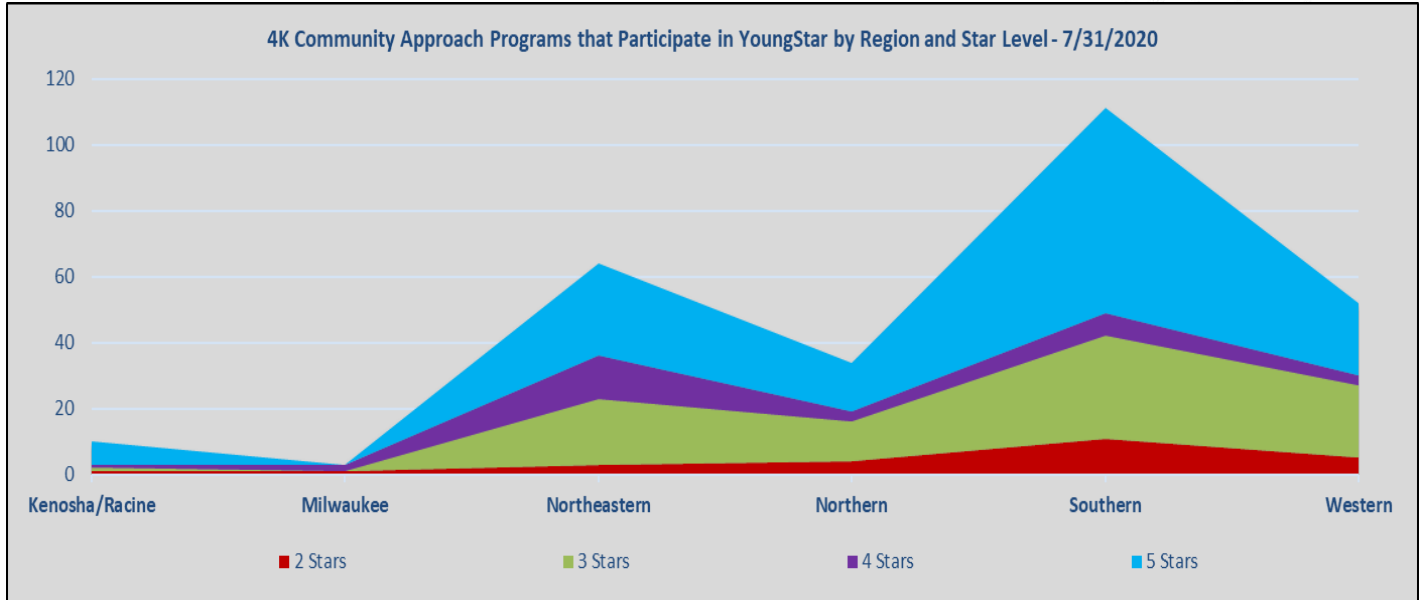
Please see <https://dcf.wisconsin.gov/youngstar/program/impact> for more details.

### YoungStar Data on Partnerships as of 7/31/2020:

Region	Standalone Head Starts	Standalone Head Starts with 4K Collaborations	Head Start Child Care Partners	4K Child Care Collaborations	YoungStar Providers
Kenosha/Racine	3	2	5	10	202
Milwaukee	2	0	45	3	1191
Northeastern	35	19	4	64	587
Northern	23	10	10	34	286
Southern	37	17	13	110	895
Western	34	10	6	53	492
<b>Total</b>	<b>134</b>	<b>58</b>	<b>83</b>	<b>274</b>	<b>3653</b>



Data as of 7/31/2020



The Head Start/4K Child Care Collaboration information is based on returned surveys and all programs may not be included.