

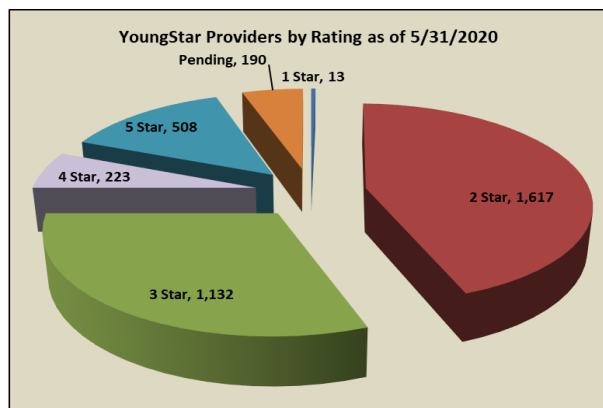
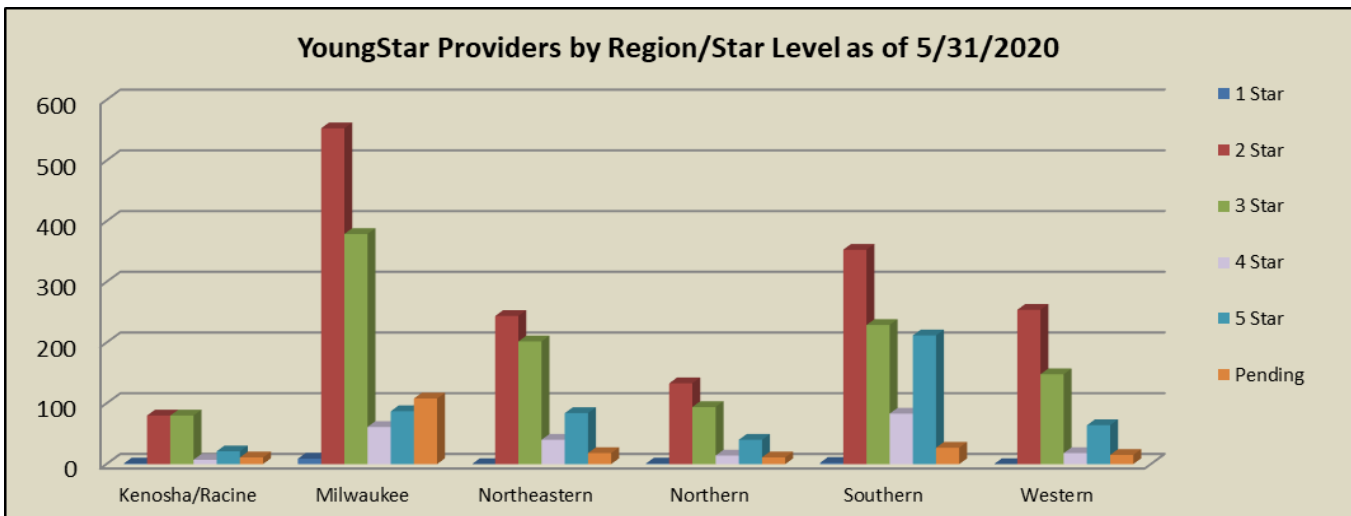
## Narrative of Monthly Report May 2020

For the month of May, the following are notable YoungStar statistics.

★ **Participation and Rating Composition:**

We currently have 3,683 programs participating in YoungStar. This is a decrease of 13 programs as compared to April. The chart and graph below show the rating composition by region for the current month.

	1 Star	2 Star	3 Star	4 Star	5 Star	Pending	TOTAL
<b>Kenosha/Racine</b>	1	80	80	7	21	11	<b>200</b>
<b>Milwaukee</b>	9	553	379	61	87	108	<b>1,197</b>
<b>Northeastern</b>	0	244	202	40	84	18	<b>588</b>
<b>Northern</b>	1	133	94	14	40	11	<b>293</b>
<b>Southern</b>	2	353	229	83	212	27	<b>906</b>
<b>Western</b>	0	254	148	18	64	15	<b>499</b>
<b>Total</b>	<b>13</b>	<b>1,617</b>	<b>1,132</b>	<b>223</b>	<b>508</b>	<b>190</b>	<b>3,683</b>

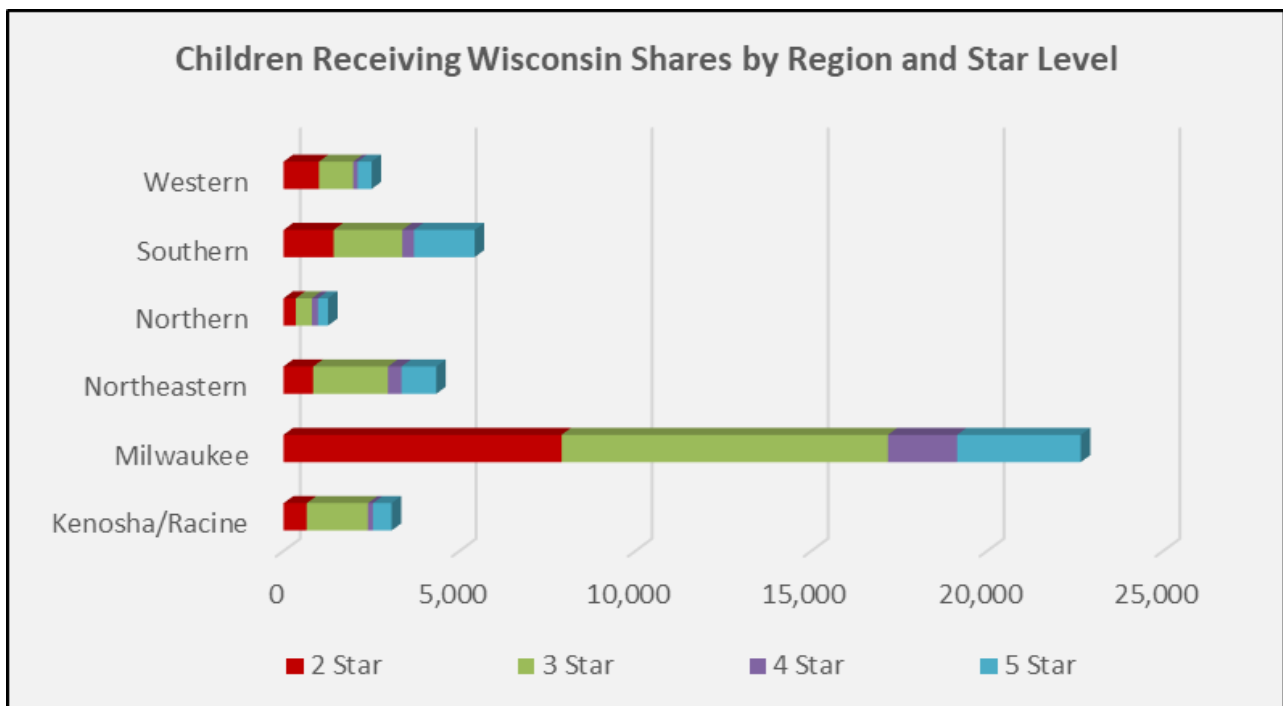


Data as of 5/31/2020

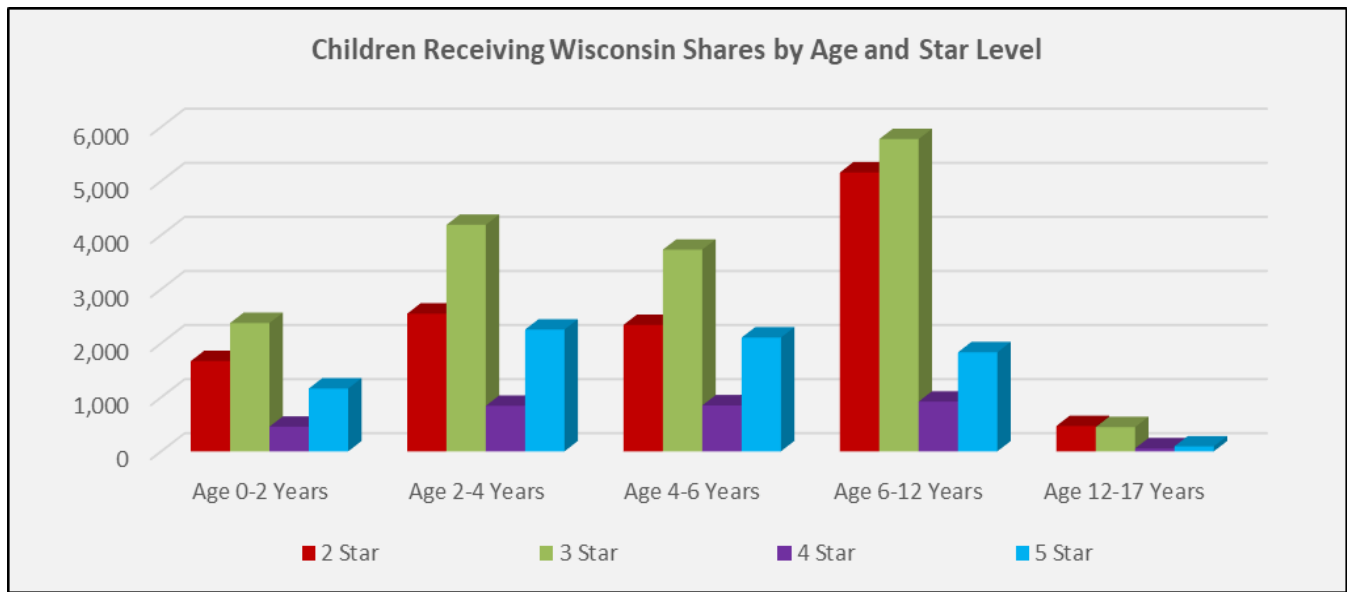
★ **Rating and Wisconsin Shares Data**

In May, the total number of programs currently rated was 3,493. There were an additional 190 programs with pending ratings. There were 2,778 programs with open Wisconsin Shares authorizations when the data was run for this report. There were 39,272 children receiving Wisconsin Shares as shown by region, age, and star level.

	2 Star	3 Star	4 Star	5 Star	Total
Kenosha/Racine	656	1,743	143	530	3,072
Milwaukee	7,903	9,276	1,966	3,514	22,659
Northeastern	843	2,125	384	988	4,340
Northern	351	456	173	286	1,266
Southern	1,423	1,950	331	1,727	5,431
Western	1,008	970	126	400	2,504
<b>Total</b>	<b>12,184</b>	<b>16,520</b>	<b>3,123</b>	<b>7,445</b>	<b>39,272</b>

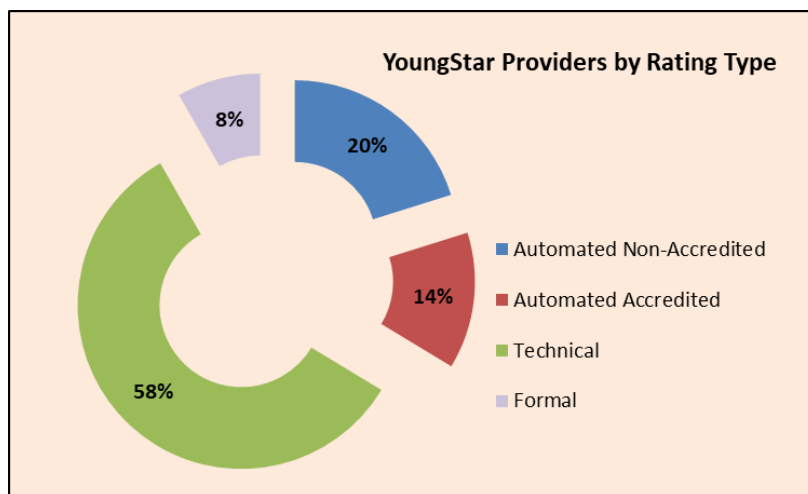


	2 Star	3 Star	4 Star	5 Star	Total
Age 0-2 Years	1,670	2,374	456	1,162	5,662
Age 2-4 Years	2,547	4,191	842	2,253	9,833
Age 4-6 Years	2,339	3,731	850	2,105	9,025
Age 6-12 Years	5,160	5,776	920	1,833	13,689
Age 12-17 Years	468	448	55	92	1,063
<b>Total</b>	<b>12,184</b>	<b>16,520</b>	<b>3,123</b>	<b>7,445</b>	<b>39,272</b>



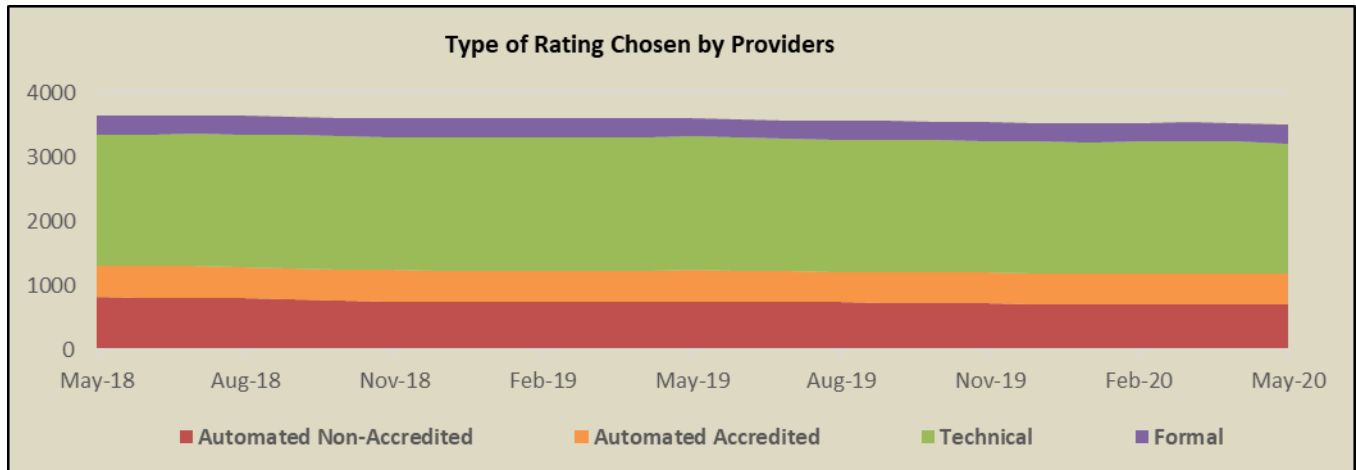
### Rating History and Composition:

The composition of currently rated programs is shown below for May.

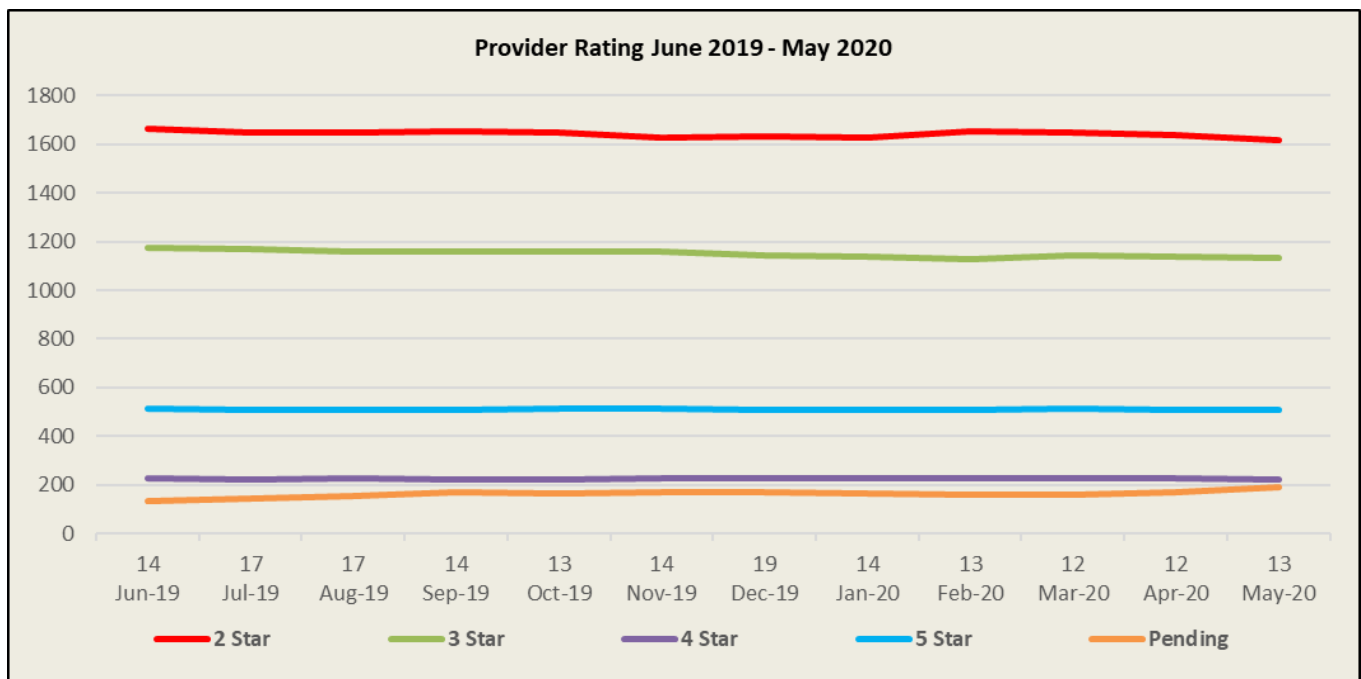


Data as of 5/31/2020

The graph below shows the movement in rating type chosen by providers over the past two years.



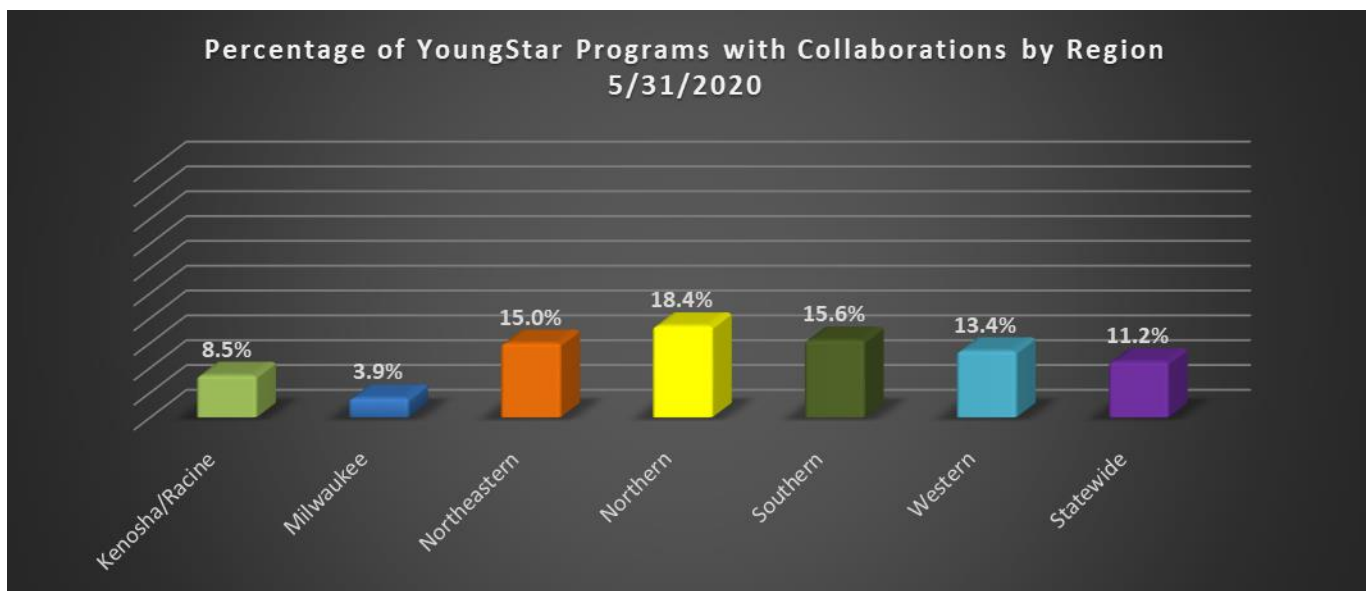
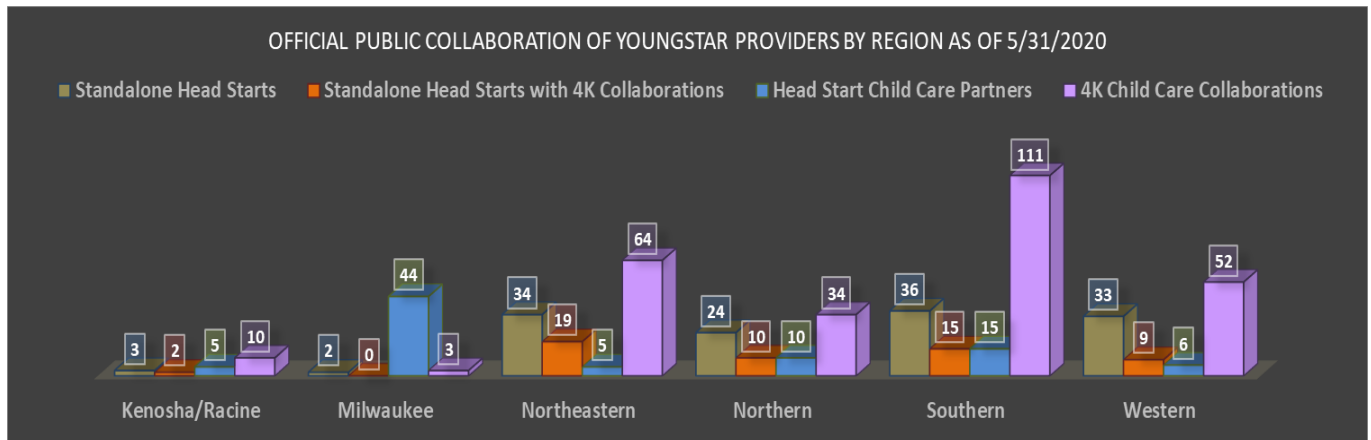
The graph below shows movement in rating levels for providers over the past year.



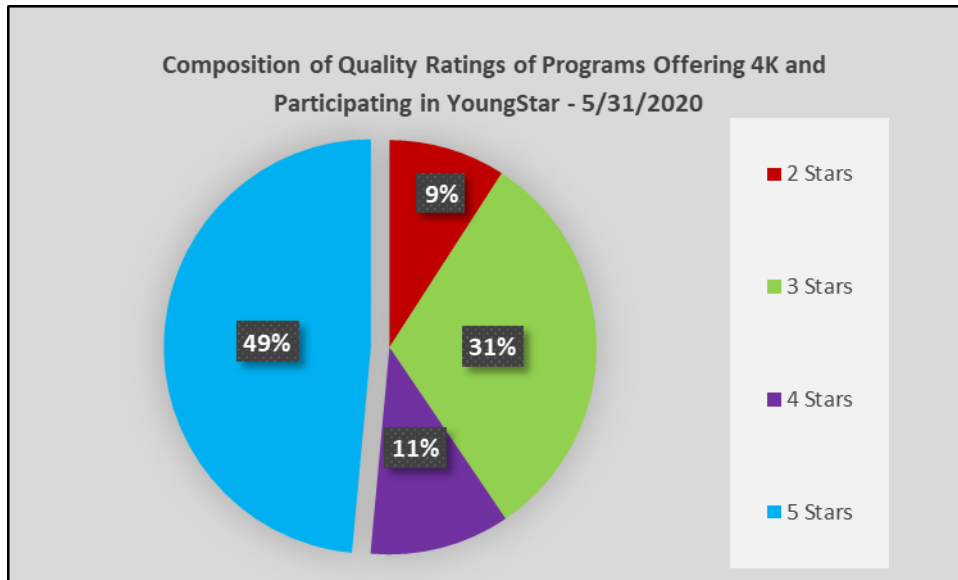
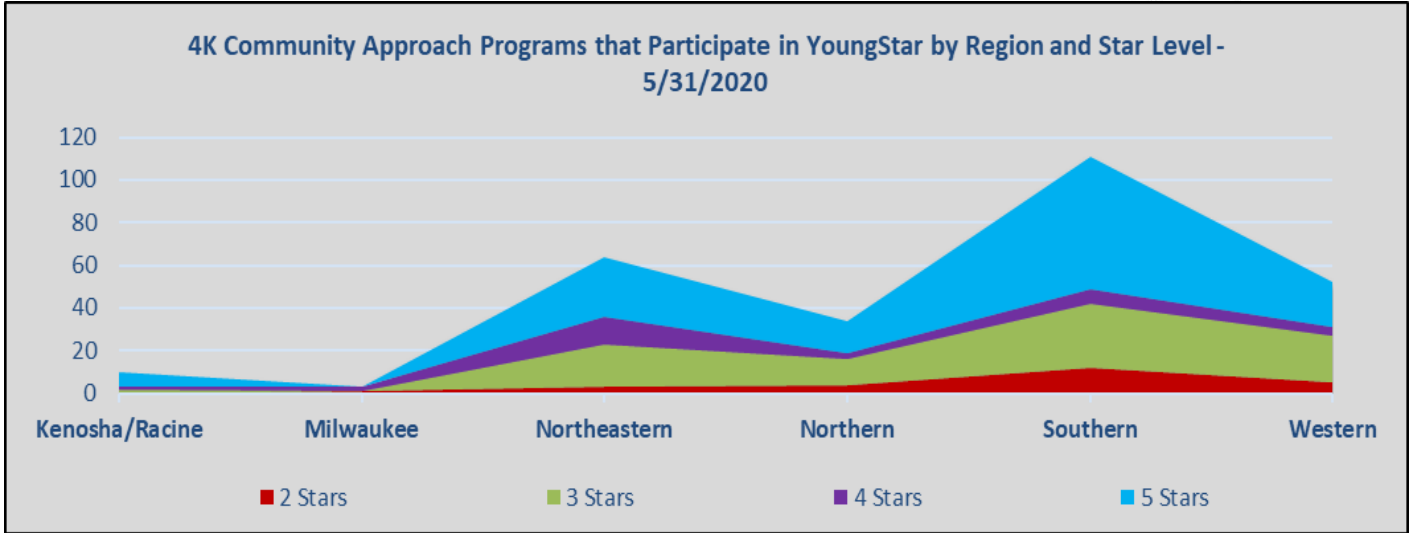
Please see <https://dcf.wisconsin.gov/youngstar/program/impact> for more details.

### YoungStar Data on Partnerships as of 5/31/2020:

Region	Standalone Head Starts	Standalone Head Starts with 4K Collaborations	Head Start Child Care Partners	4K Child Care Collaborations	YoungStar Providers
Kenosha/Racine	3	2	5	10	200
Milwaukee	2	0	44	3	1197
Northeastern	34	19	5	64	588
Northern	24	10	10	34	293
Southern	36	15	15	111	906
Western	33	9	6	52	499
<b>Total</b>	<b>132</b>	<b>55</b>	<b>85</b>	<b>274</b>	<b>3683</b>



Data as of 5/31/2020



The Head Start/4K Child Care Collaboration information is based on returned surveys and all programs may not be included.