

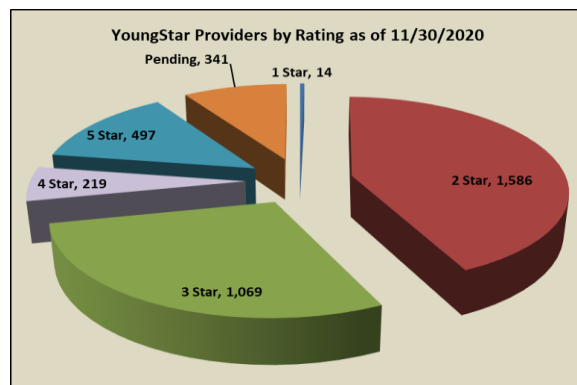
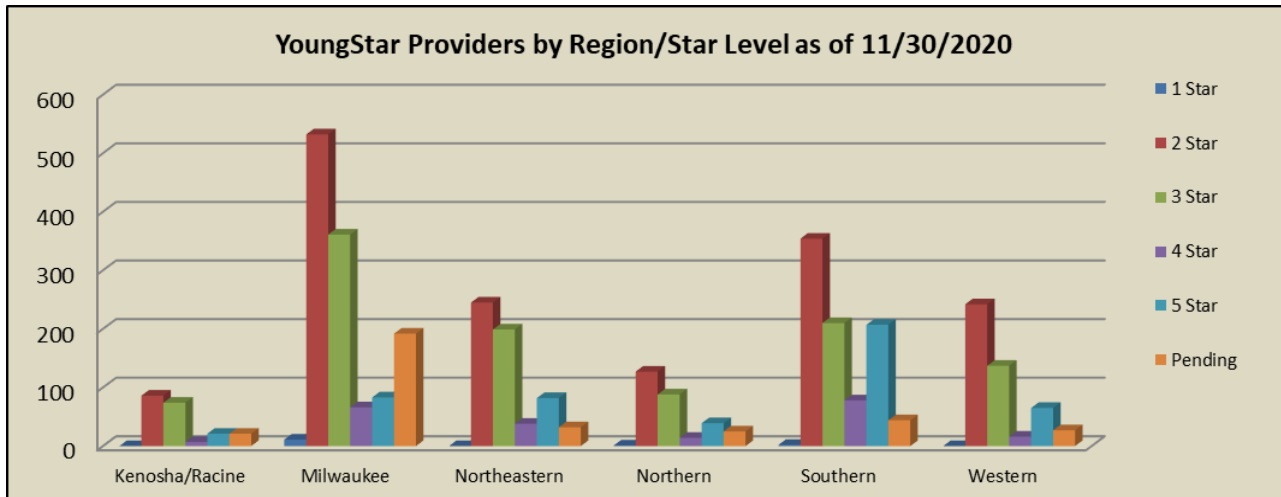
Narrative of Monthly Report November 2020

For the month of November, the following are notable YoungStar statistics.

★ **Participation and Rating Composition:**

We currently have 3,726 programs participating in YoungStar. This is an increase of 16 programs as compared to October. The chart and graph below show the rating composition by region for the current month.

	1 Star	2 Star	3 Star	4 Star	5 Star	Pending	TOTAL
Kenosha/Racine	0	86	74	7	21	21	209
Milwaukee	11	532	361	66	83	192	1,245
Northeastern	0	245	199	38	82	32	596
Northern	1	127	88	14	39	25	294
Southern	2	354	210	78	207	44	895
Western	0	242	137	16	65	27	487
Total	14	1,586	1,069	219	497	341	3,726

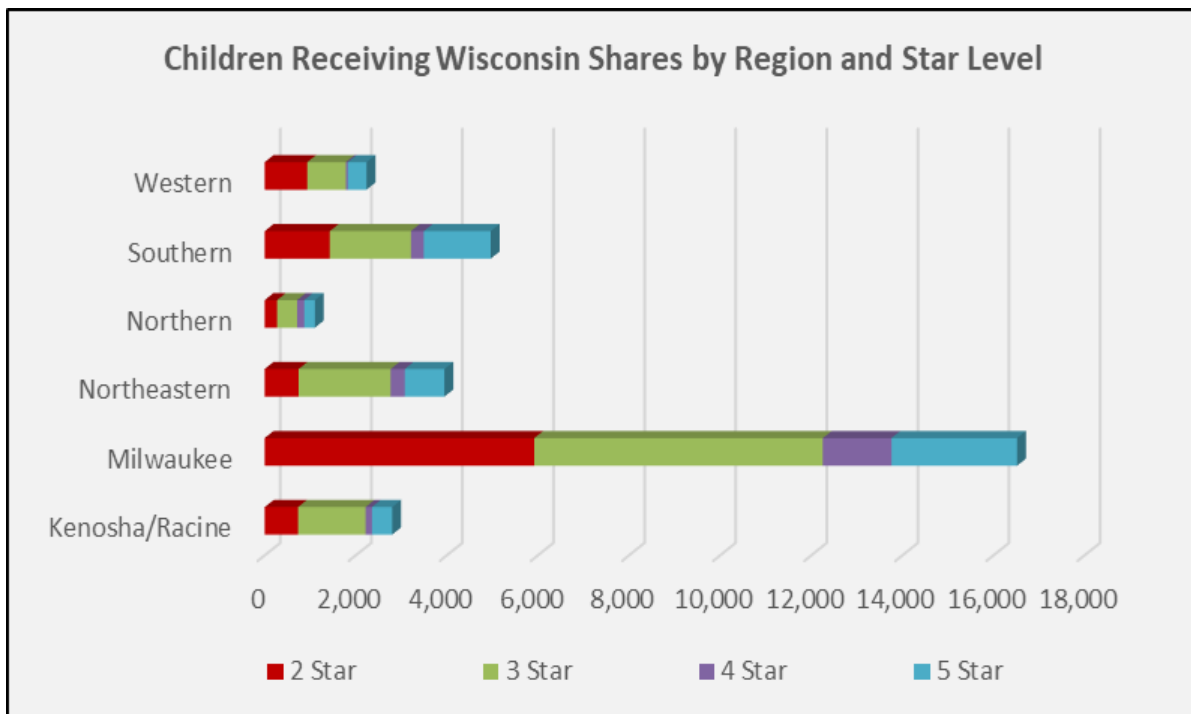


Data as of 11/30/2020

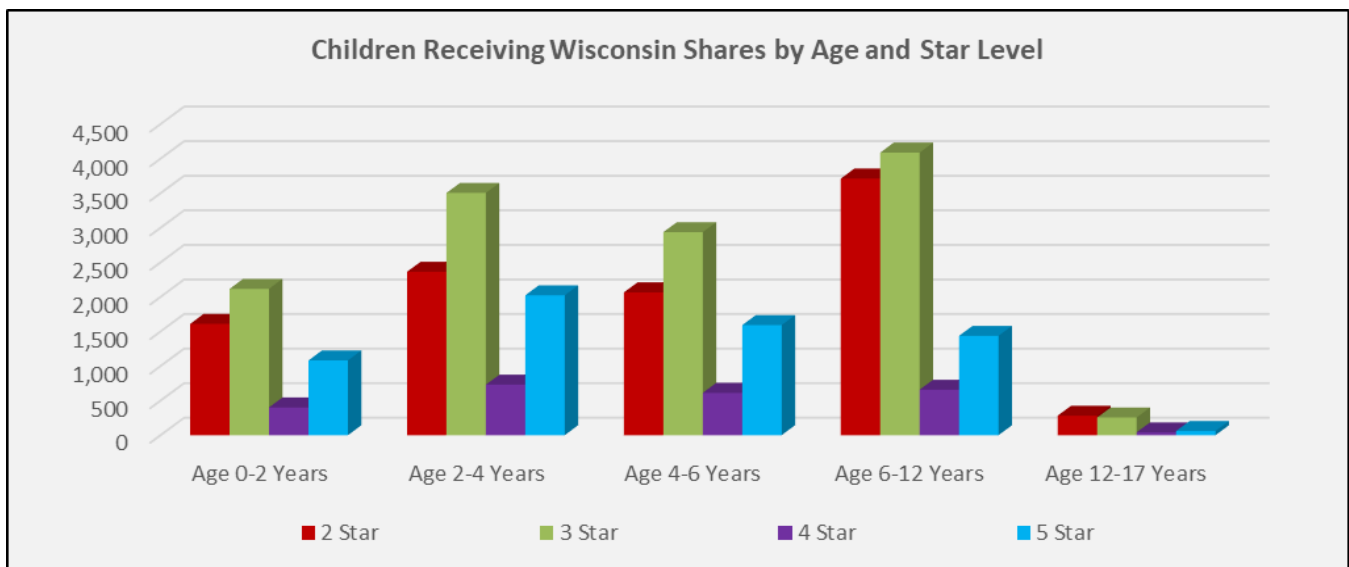
★ **Rating and Wisconsin Shares Data**

In November, the total number of programs currently rated was 3,385. There were an additional 341 programs with pending ratings. There were 2,640 programs with open Wisconsin Shares authorizations when the data was run for this report. There were 31,569 children receiving Wisconsin Shares as shown by region, age, and star level.

	2 Star	3 Star	4 Star	5 Star	Total
Kenosha/Racine	733	1,481	142	444	2,800
Milwaukee	5,919	6,334	1,509	2,758	16,520
Northeastern	745	2,018	312	871	3,946
Northern	273	439	155	236	1,103
Southern	1,428	1,783	283	1,469	4,963
Western	935	846	42	414	2,237
Total	10,033	12,901	2,443	6,192	31,569

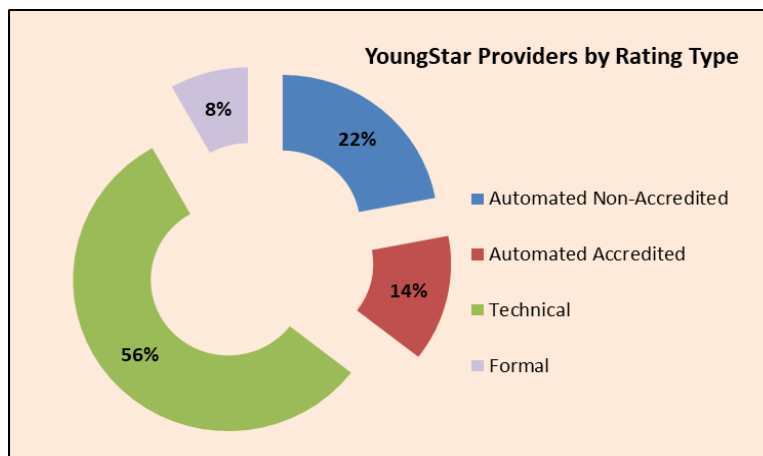


	2 Star	3 Star	4 Star	5 Star	Total
Age 0-2 Years	1,610	2,116	401	1,081	5,208
Age 2-4 Years	2,363	3,504	731	2,023	8,621
Age 4-6 Years	2,066	2,937	612	1,591	7,206
Age 6-12 Years	3,712	4,088	658	1,437	9,895
Age 12-17 Years	282	256	41	60	639
Total	10,033	12,901	2,443	6,192	31,569



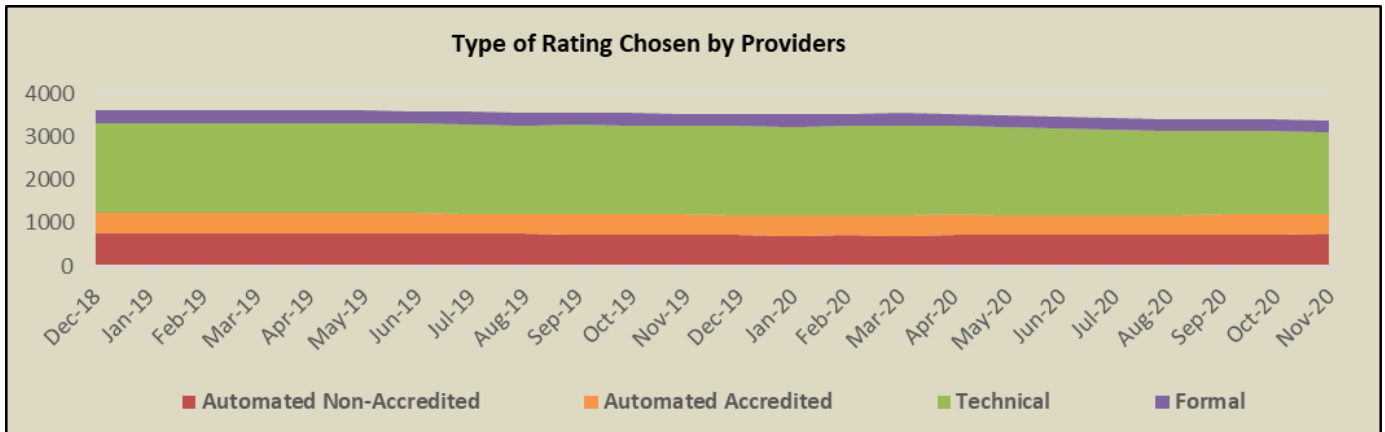
Rating History and Composition:

The composition of currently rated programs is shown below for November.

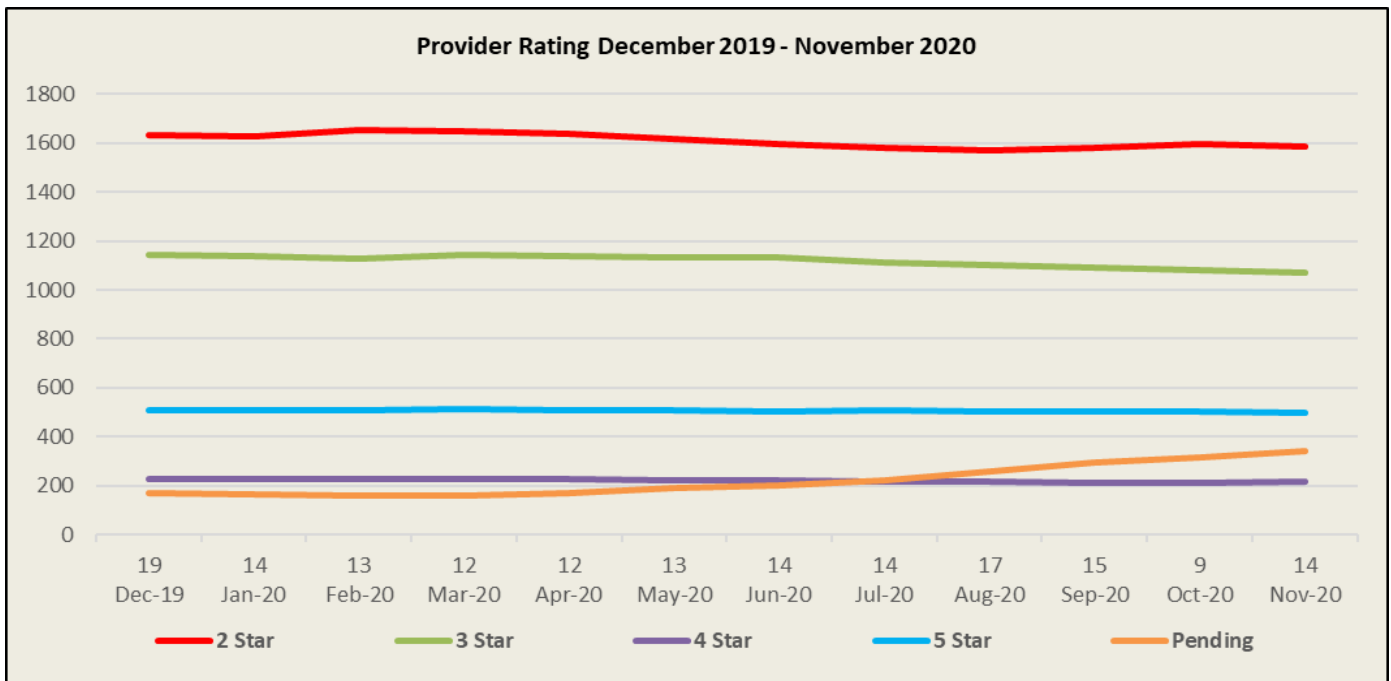


Data as of 11/30/2020

The graph below shows the movement in rating type chosen by providers over the past two years.



The graph below shows movement in rating levels for providers over the past year.

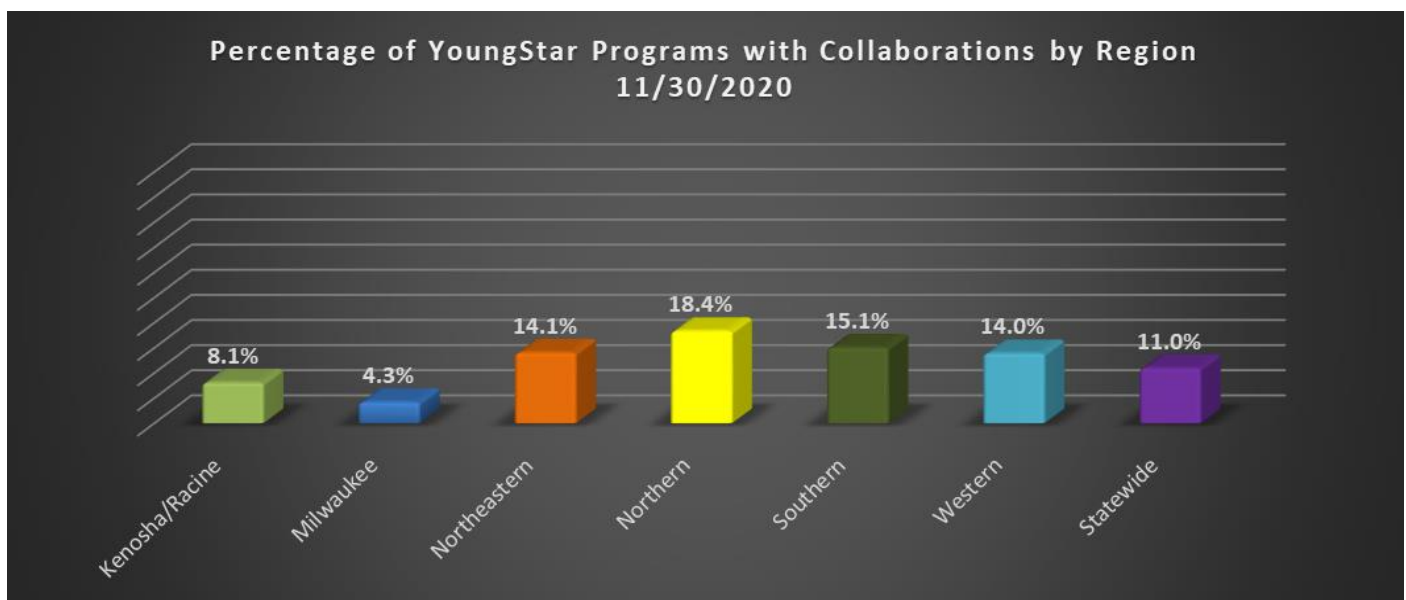
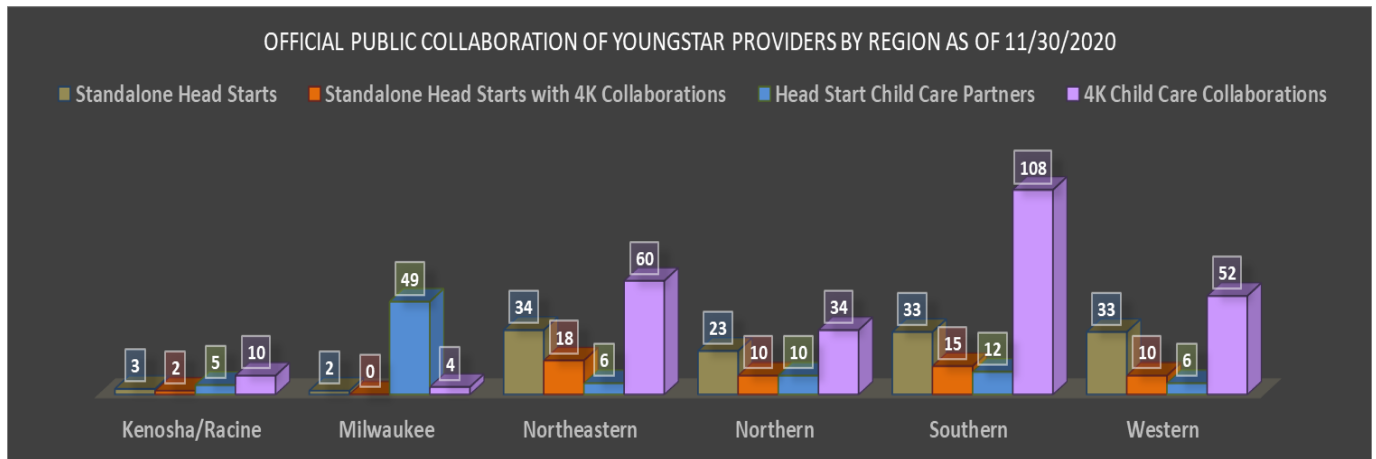


Please see <https://dcf.wisconsin.gov/youngstar/program/impact> for more details.

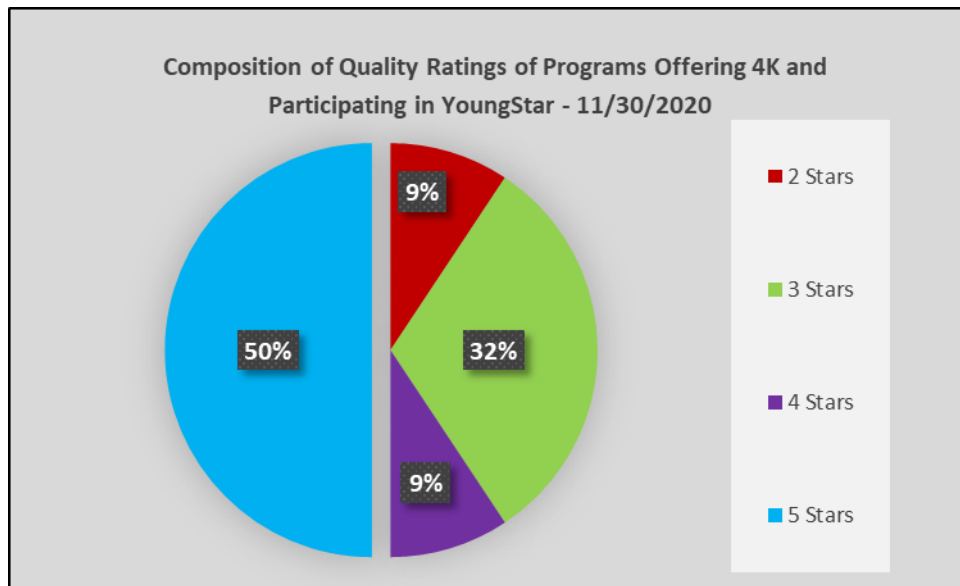
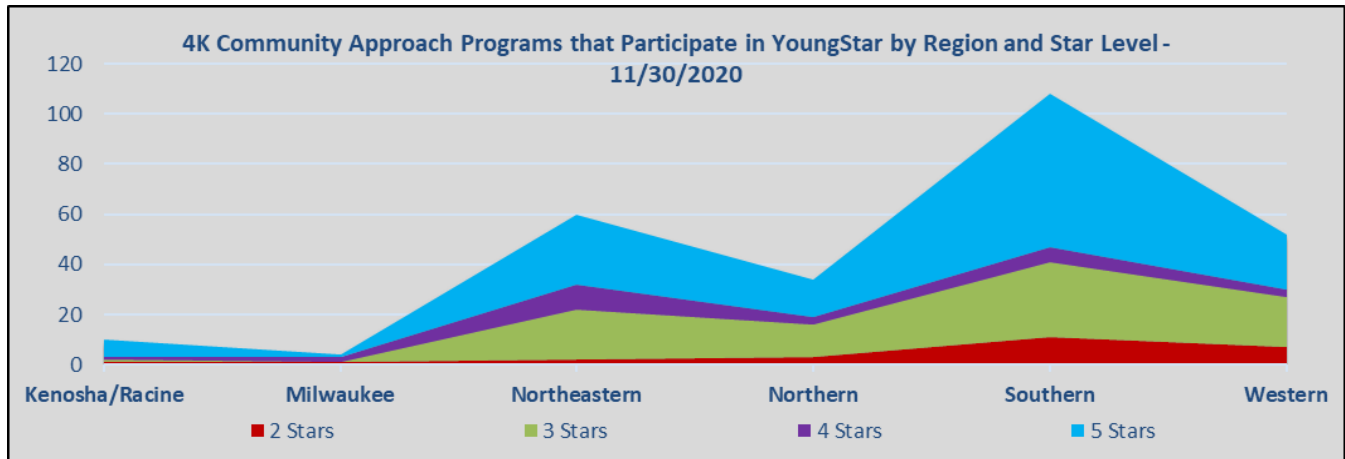
Data as of 11/30/2020

YoungStar Data on Partnerships as of 11/30/2020:

Region	Standalone Head Starts	Standalone Head Starts with 4K Collaborations	Head Start Child Care Partners	4K Child Care Collaborations	YoungStar Providers
Kenosha/Racine	3	2	5	10	209
Milwaukee	2	0	49	4	1245
Northeastern	34	18	6	60	596
Northern	23	10	10	34	294
Southern	33	15	12	108	895
Western	33	10	6	52	487
Total	128	55	88	268	3726



Data as of 11/30/2020



The Head Start/4K Child Care Collaboration information is based on returned surveys and all programs may not be included.

Data as of 11/30/2020