

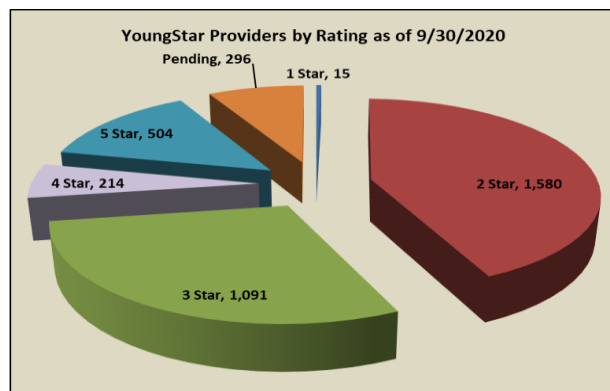
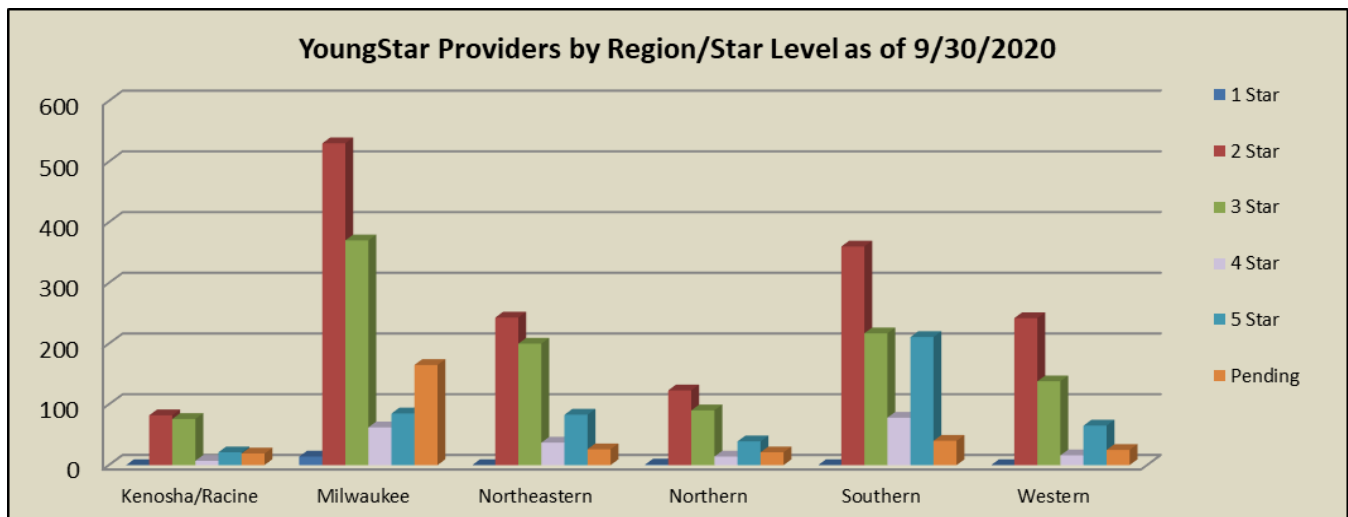
## Narrative of Monthly Report September 2020

For the month of September, the following are notable YoungStar statistics.

★ **Participation and Rating Composition:**

We currently have 3,700 programs participating in YoungStar. This is an increase of 34 programs as compared to August. The chart and graph below show the rating composition by region for the current month.

	1 Star	2 Star	3 Star	4 Star	5 Star	Pending	TOTAL
<b>Kenosha/Racine</b>	0	82	76	7	21	19	<b>205</b>
<b>Milwaukee</b>	14	530	370	62	85	165	<b>1,226</b>
<b>Northeastern</b>	0	243	200	37	83	26	<b>589</b>
<b>Northern</b>	1	123	90	14	39	21	<b>288</b>
<b>Southern</b>	0	360	217	78	211	40	<b>906</b>
<b>Western</b>	0	242	138	16	65	25	<b>486</b>
<b>Total</b>	<b>15</b>	<b>1,580</b>	<b>1,091</b>	<b>214</b>	<b>504</b>	<b>296</b>	<b>3,700</b>

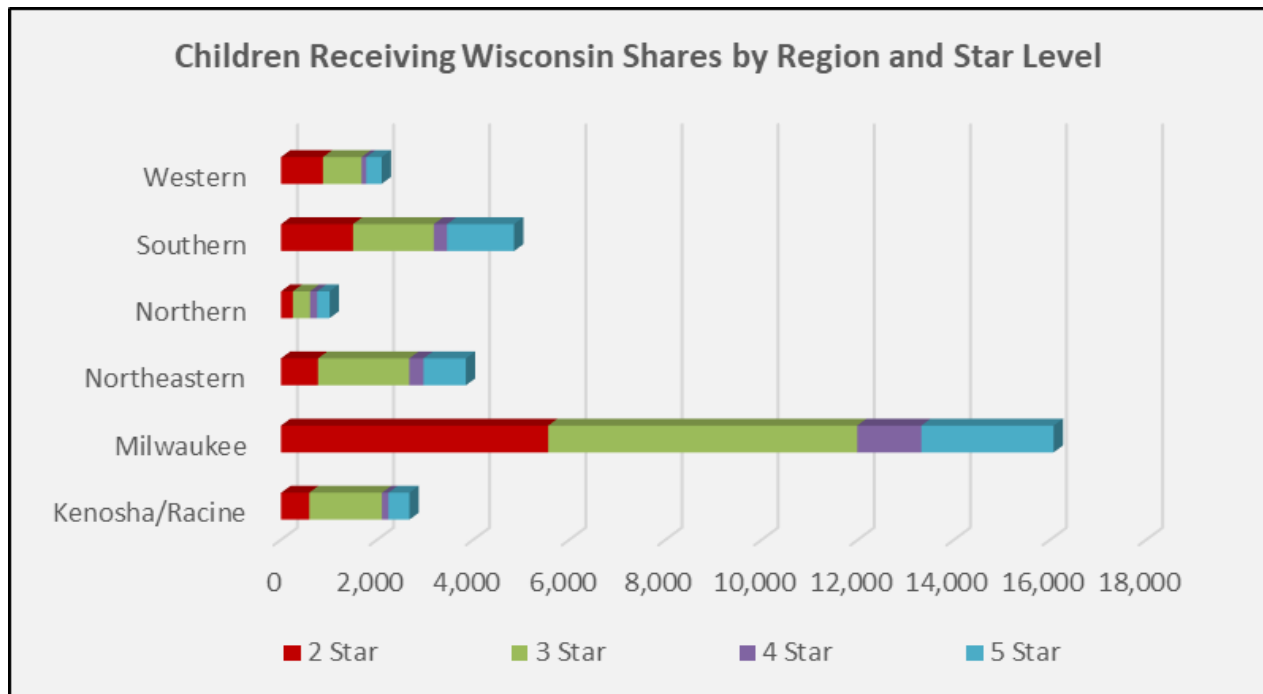


Data as of 9/30/2020

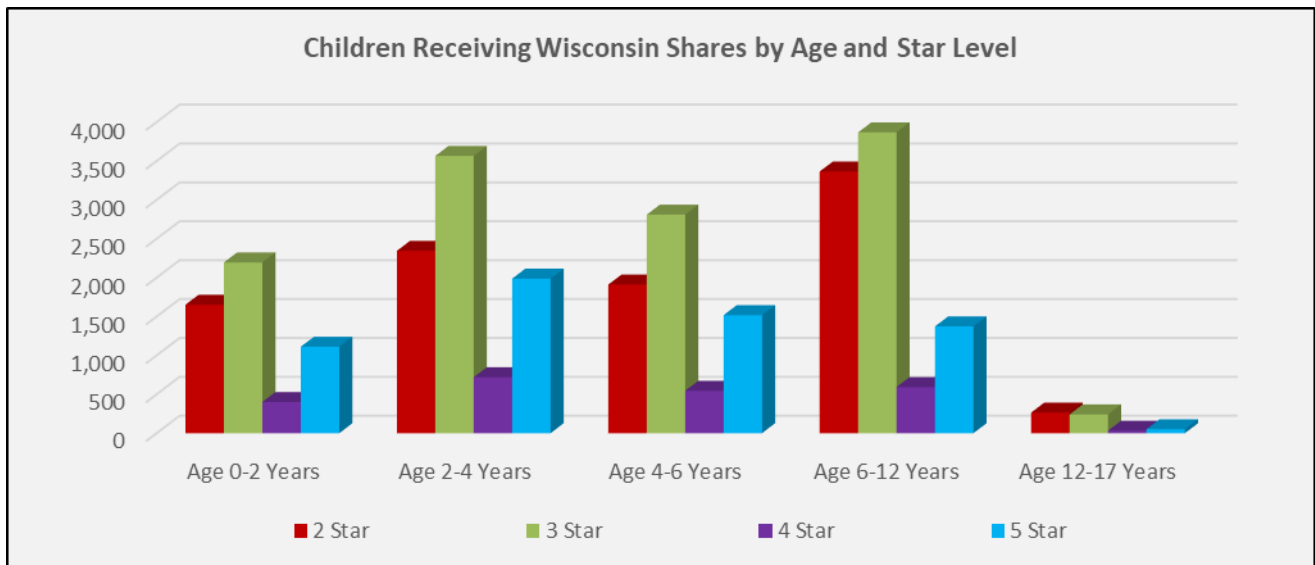
★ **Rating and Wisconsin Shares Data**

In September, the total number of programs currently rated was 3,404. There were an addition 296 programs with pending ratings. There were 2,599 programs with open Wisconsin Shares authorizations when the data was run for this report. There were 30,546 children receiving Wisconsin Shares as shown by region, age, and star level.

	2 Star	3 Star	4 Star	5 Star	Total
<b>Kenosha/Racine</b>	587	1,514	133	438	<b>2,672</b>
<b>Milwaukee</b>	5,560	6,427	1,337	2,750	<b>16,074</b>
<b>Northeastern</b>	770	1,898	297	881	<b>3,846</b>
<b>Northern</b>	248	356	150	257	<b>1,011</b>
<b>Southern</b>	1,497	1,682	276	1,393	<b>4,848</b>
<b>Western</b>	874	802	97	322	<b>2,095</b>
<b>Total</b>	<b>9,536</b>	<b>12,679</b>	<b>2,290</b>	<b>6,041</b>	<b>30,546</b>

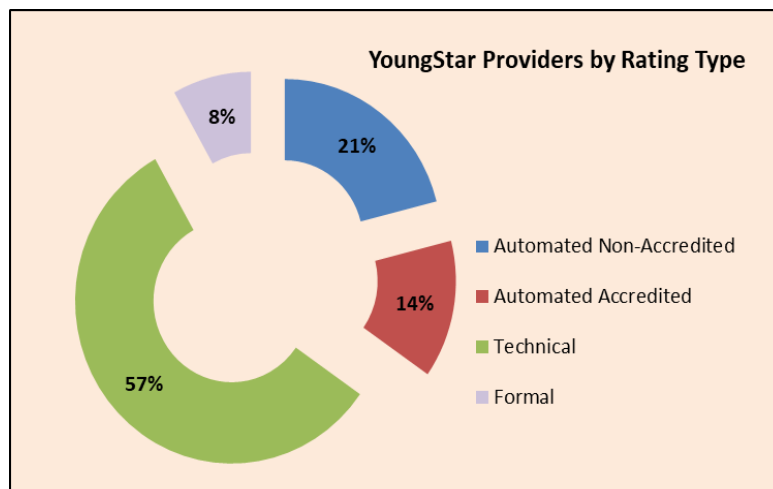


	2 Star	3 Star	4 Star	5 Star	Total
Age 0-2 Years	1,651	2,195	401	1,112	5,359
Age 2-4 Years	2,345	3,565	720	1,987	8,617
Age 4-6 Years	1,911	2,810	545	1,517	6,783
Age 6-12 Years	3,364	3,868	593	1,374	9,199
Age 12-17 Years	265	241	31	51	588
<b>Total</b>	<b>9,536</b>	<b>12,679</b>	<b>2,290</b>	<b>6,041</b>	<b>30,546</b>



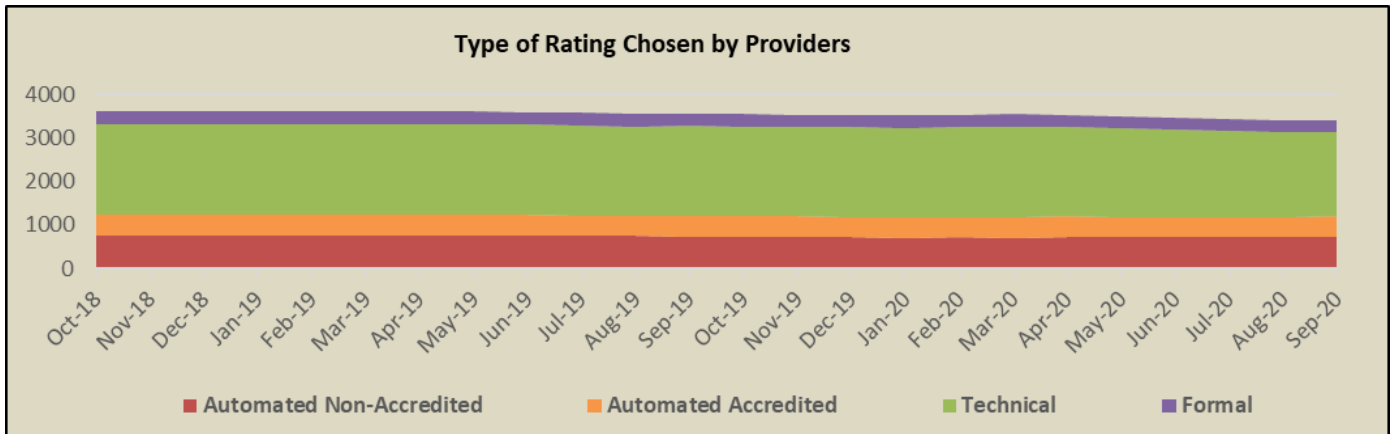
### Rating History and Composition:

The composition of currently rated programs is shown below for September.

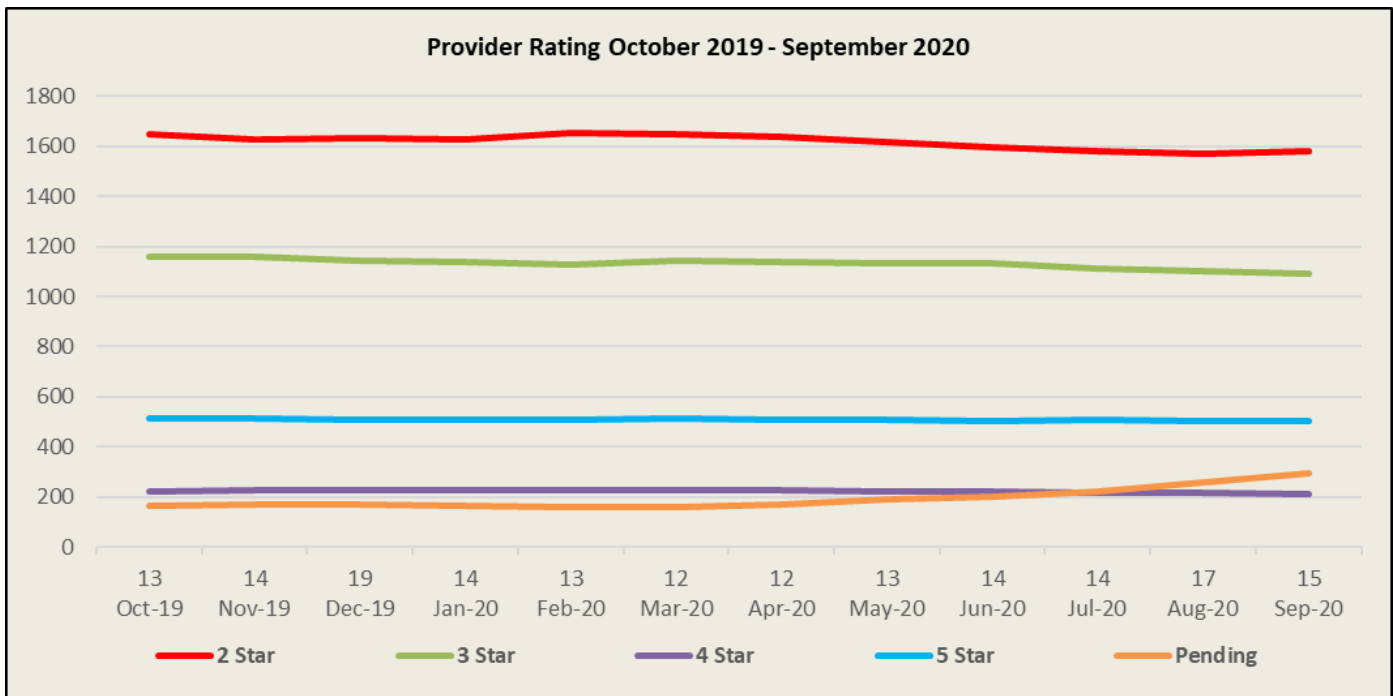


Data as of 9/30/2020

The graph below shows the movement in rating type chosen by providers over the past two years.



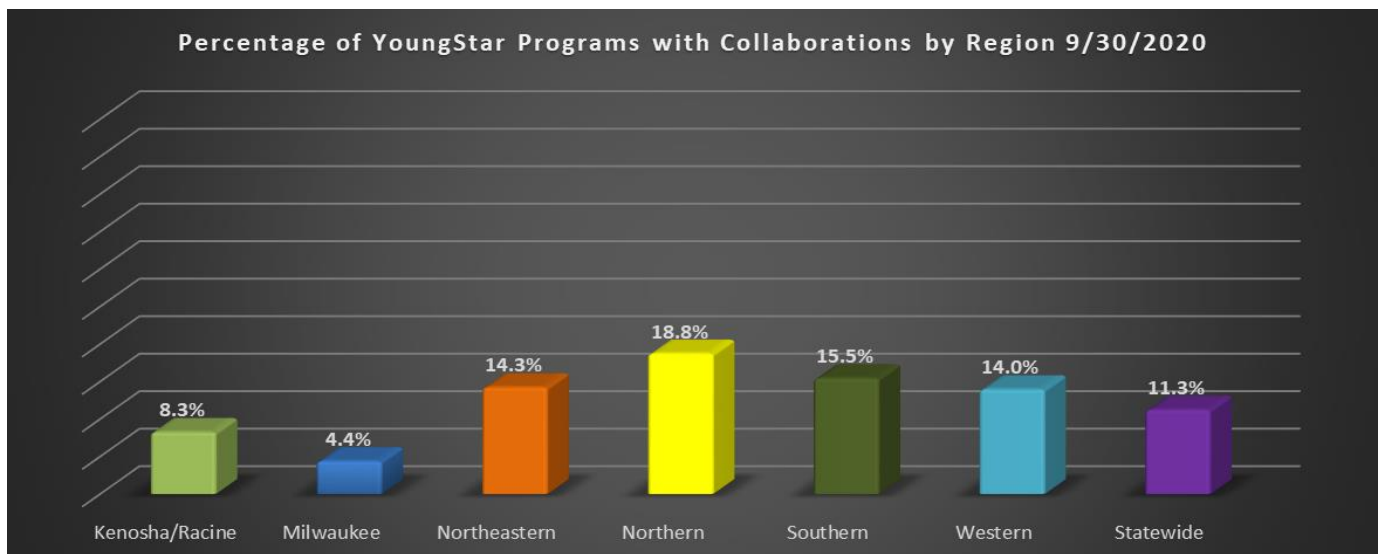
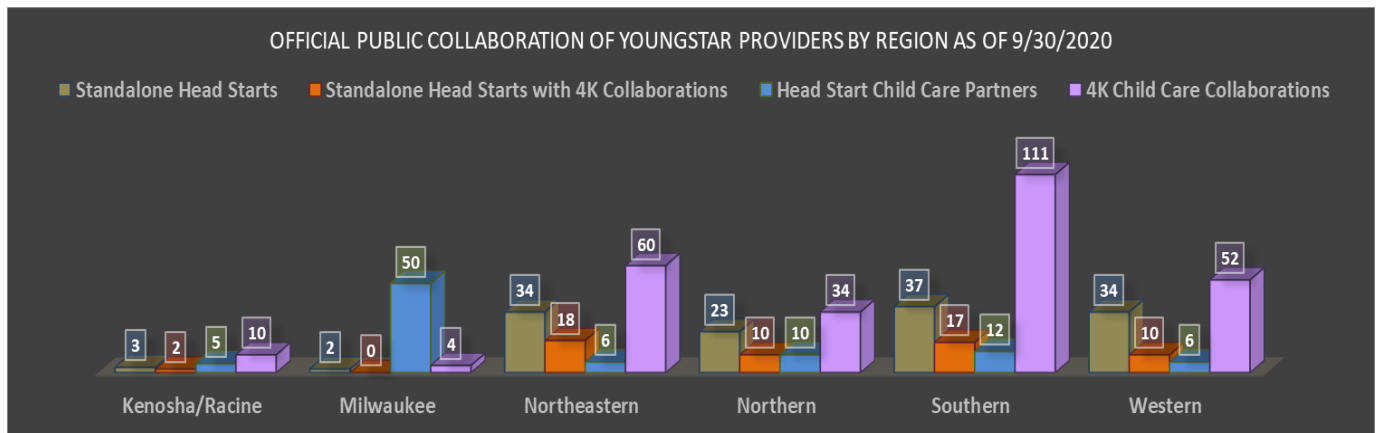
The graph below shows movement in rating levels for providers over the past year.



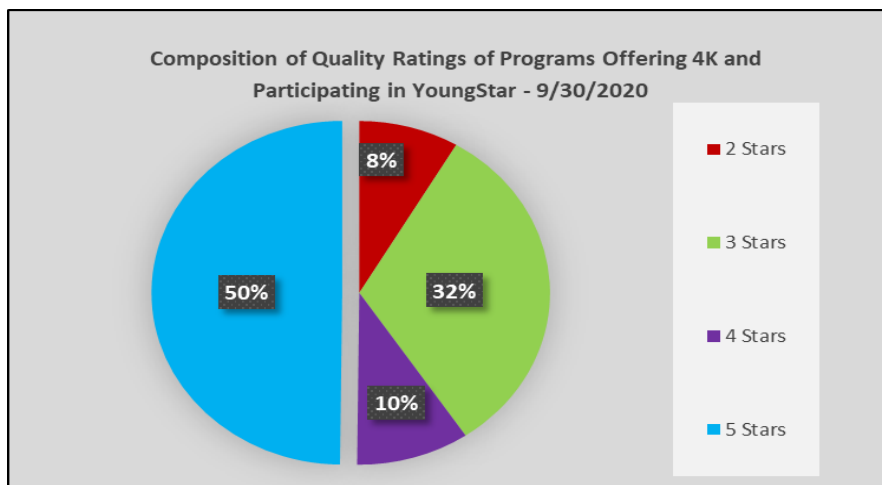
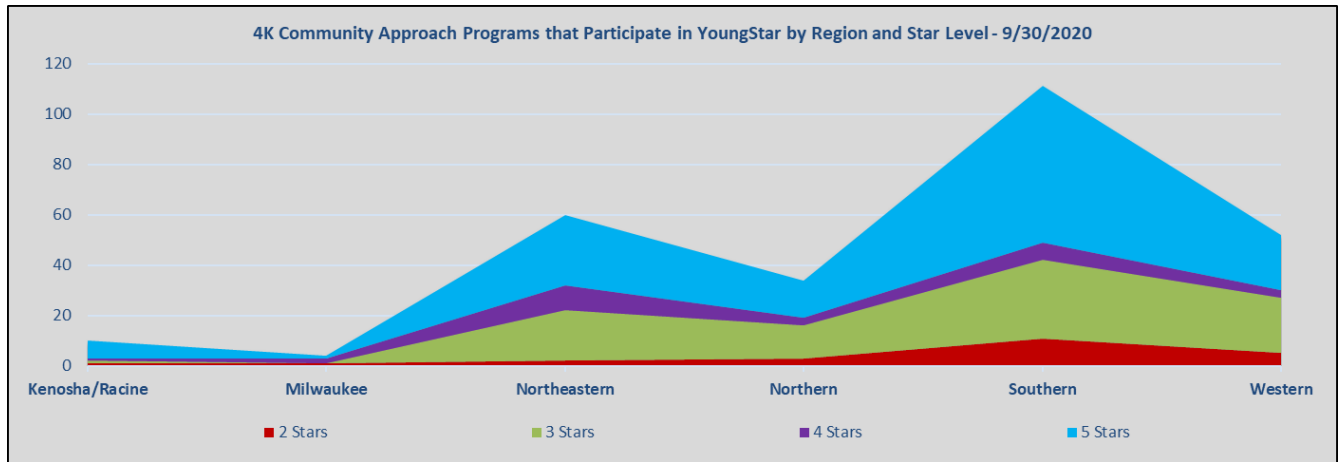
Please see <https://dcf.wisconsin.gov/youngstar/program/impact> for more details.

### YoungStar Data on Partnerships as of 9/30/2020:

Region	Standalone Head Starts	Standalone Head Starts with 4K Collaborations	Head Start Child Care Partners	4K Child Care Collaborations	YoungStar Providers
Kenosha/Racine	3	2	5	10	205
Milwaukee	2	0	50	4	1226
Northeastern	34	18	6	60	589
Northern	23	10	10	34	288
Southern	37	17	12	111	906
Western	34	10	6	52	486
<b>Total</b>	<b>133</b>	<b>57</b>	<b>89</b>	<b>271</b>	<b>3700</b>



Data as of 9/30/2020



The Head Start/4K Child Care Collaboration information is based on returned surveys and all programs may not be included.