

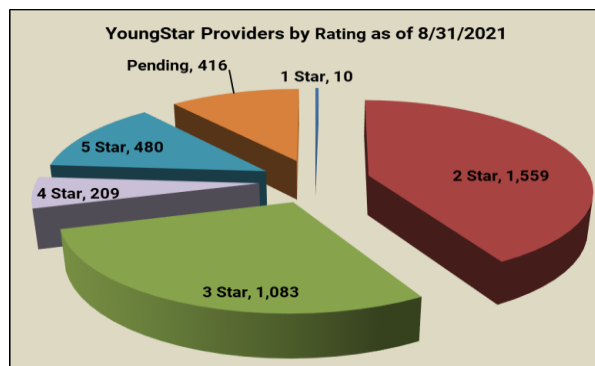
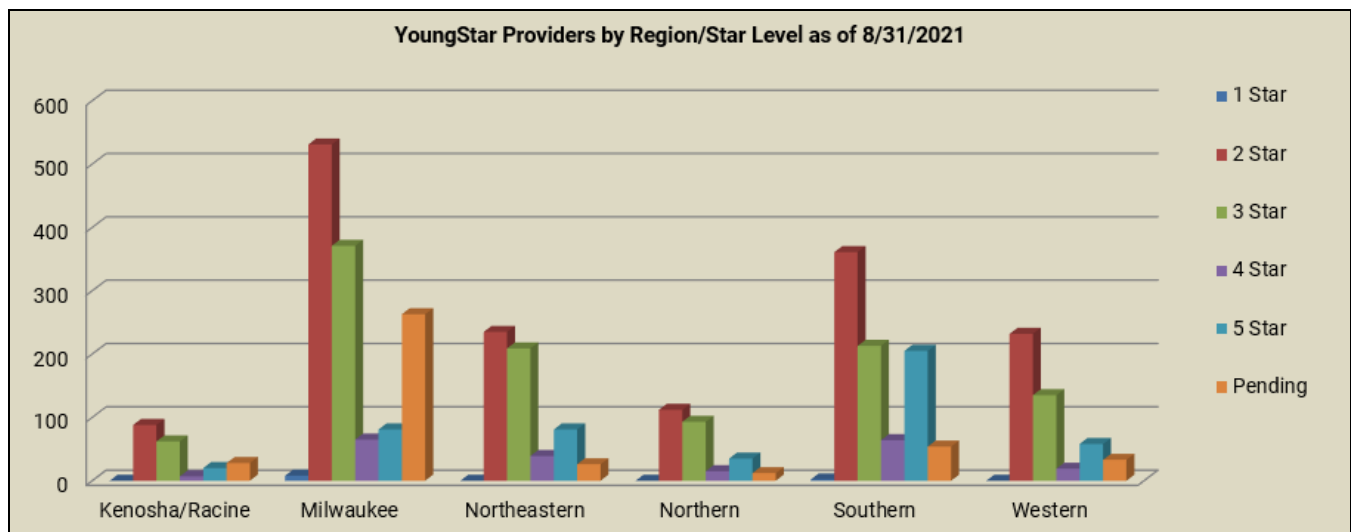
Narrative of Monthly Report August 2021

For the month of August, the following are notable YoungStar statistics.

★ **Participation and Rating Composition:**

We currently have 3,757 programs participating in YoungStar. This is a decrease of 15 programs as compared to July. The chart and graph below show the rating composition by region for the current month.

	1 Star	2 Star	3 Star	4 Star	5 Star	Pending	TOTAL
Kenosha/Racine	0	88	62	7	20	28	205
Milwaukee	8	531	371	65	81	263	1,319
Northeastern	0	235	209	39	81	26	590
Northern	0	112	93	15	35	12	267
Southern	2	361	213	64	205	54	899
Western	0	232	135	19	58	33	477
Total	10	1,559	1,083	209	480	416	3,757

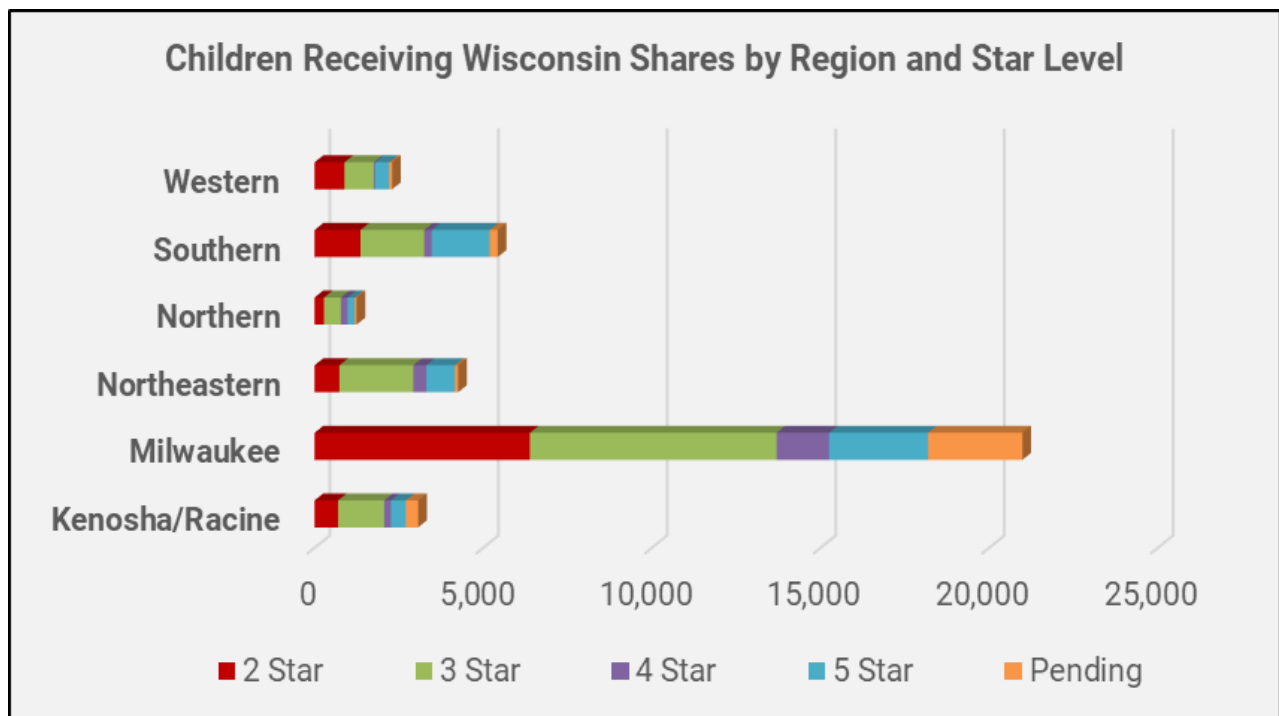


Data as of 8/31/2021

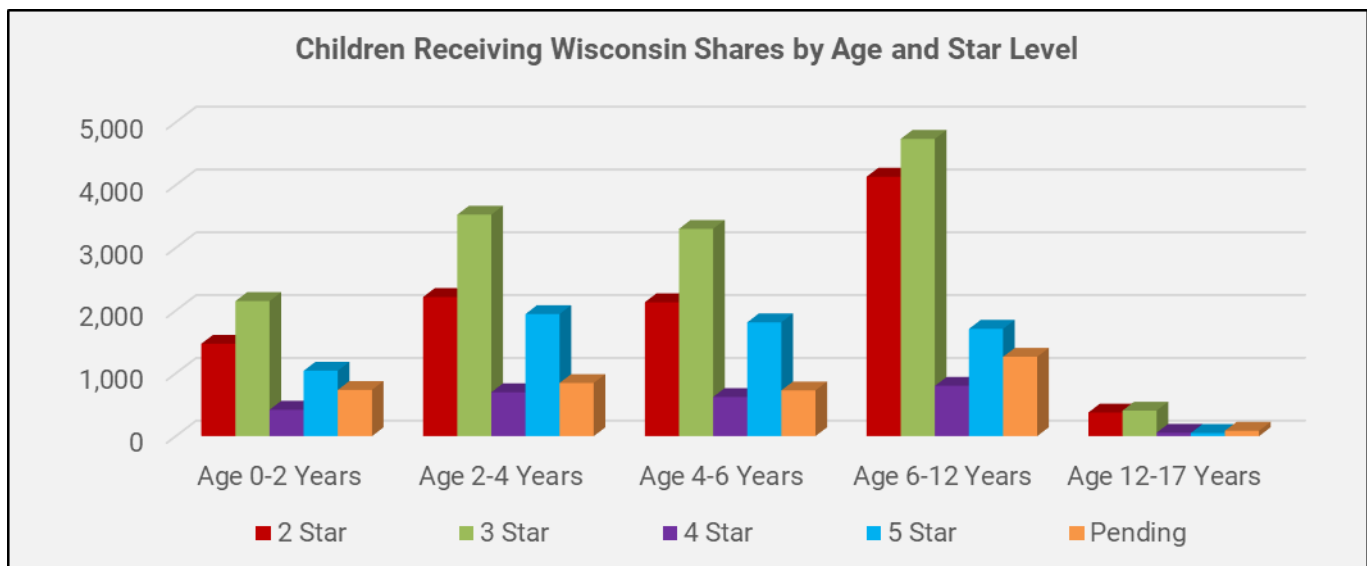
★ **Rating and Wisconsin Shares Data**

In August, the total number of programs currently rated was 3341. There were an additional 416 programs with pending ratings. There were 2,630 programs with open Wisconsin Shares authorizations when the data was run for this report. There were 37,286 children receiving Wisconsin Shares as shown by region, age, and star level.

	2 Star	3 Star	4 Star	5 Star	Pending	Total
Kenosha/Racine	695	1,370	194	439	373	3,071
Milwaukee	6,381	7,316	1,556	2,930	2,802	20,985
Northeastern	736	2,188	389	845	99	4,257
Northern	273	503	200	213	56	1,245
Southern	1,362	1,885	221	1,719	241	5,428
Western	885	865	41	416	93	2,300
Total	10,332	14,127	2,601	6,562	3,664	37,286

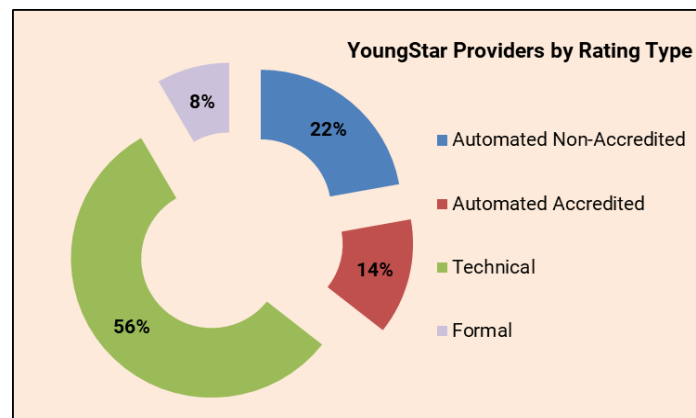


	2 Star	3 Star	4 Star	5 Star	Pending	Total
Age 0-2 Years	1,472	2,153	421	1,043	737	5,826
Age 2-4 Years	2,217	3,529	699	1,945	847	9,237
Age 4-6 Years	2,133	3,302	624	1,813	729	8,601
Age 6-12 Years	4,133	4,736	802	1,711	1,265	12,647
Age 12-17 Years	377	407	55	50	86	975
Total	10,332	14,127	2,601	6,562	3,664	37,286



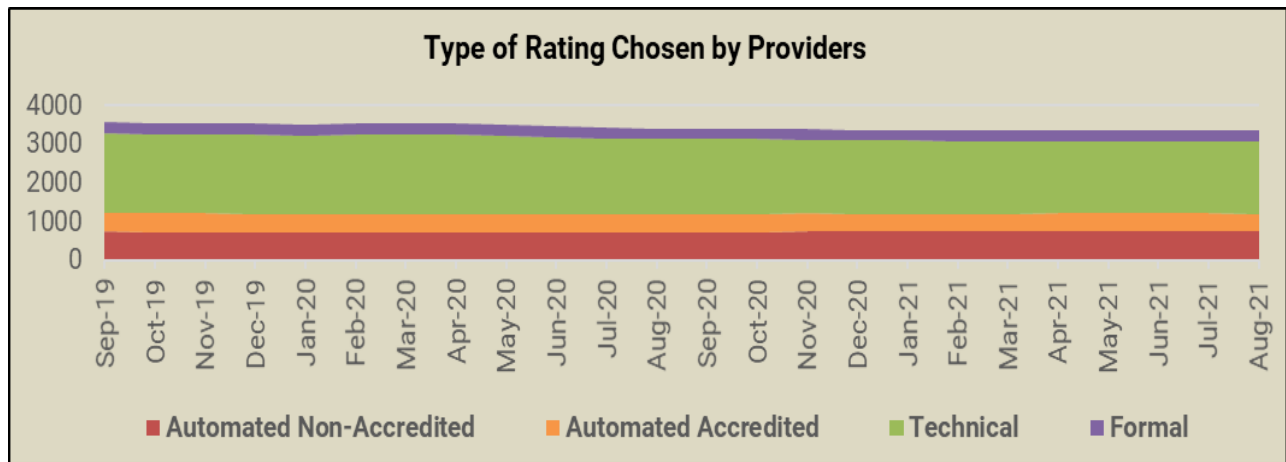
Rating History and Composition:

The composition of currently rated programs is shown below for August.

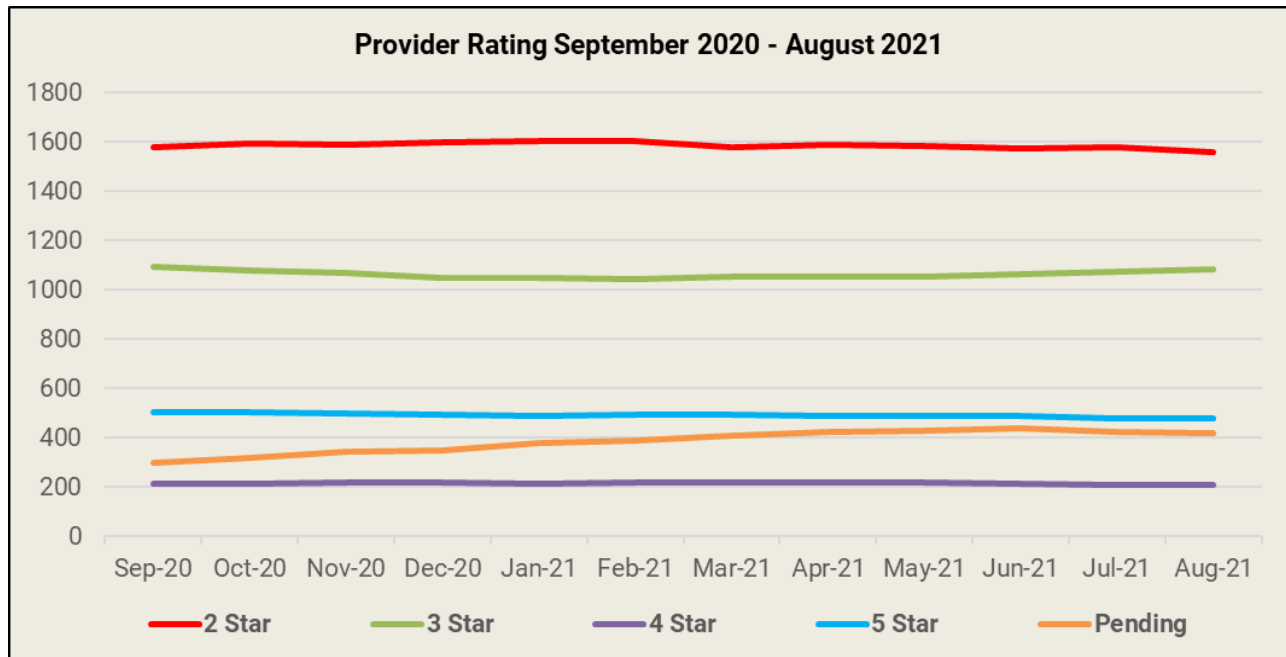


Data as of 8/31/2021

The graph below shows the movement in rating type chosen by providers over the past two years.



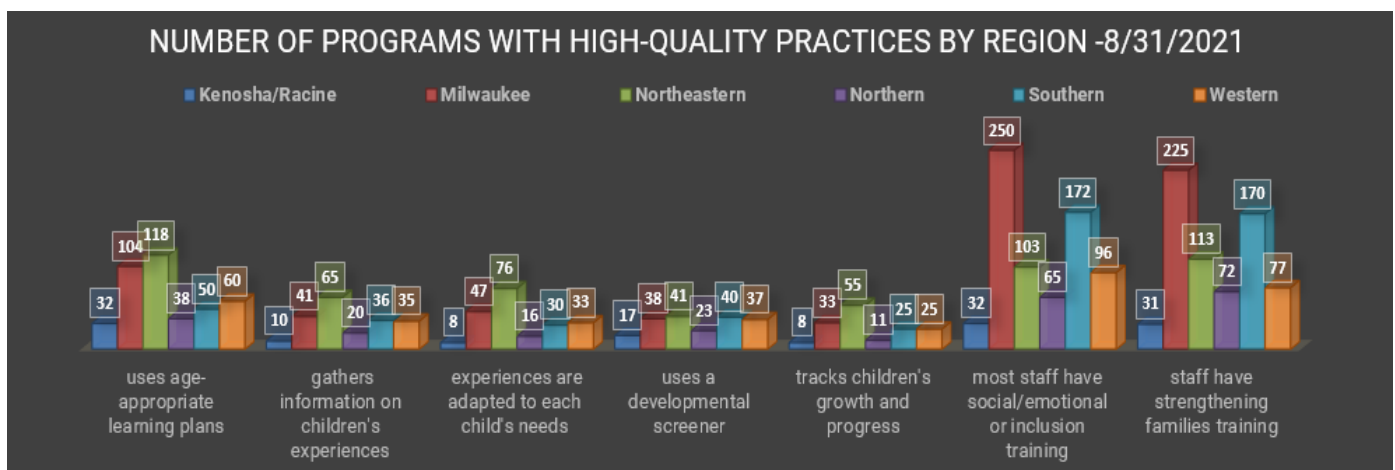
The graph below shows movement in rating levels for providers over the past year.



High-Quality Practices:

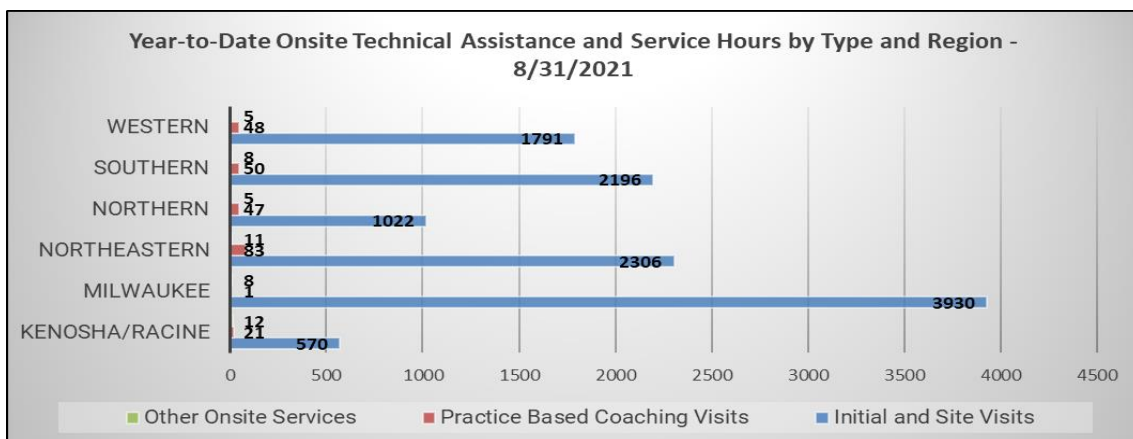
As part of the YoungStar evaluation process, programs can be evaluated for having key high-quality practices. The number of programs with high-quality practices is shown below by region.

8/31/2021	uses age-appropriate learning plans	gathers information on children's experiences	experiences are adapted to each child's needs	uses a developmental screener	tracks children's growth and progress	most staff have social/emotional or inclusion training	staff have strengthening families training
Kenosha/Racine	32	10	8	17	8	32	31
Milwaukee	104	41	47	38	33	250	225
Northeastern	118	65	76	41	55	103	113
Northern	38	20	16	23	11	65	72
Southern	50	36	30	40	25	172	170
Western	60	35	33	37	25	96	77
Total	402	207	210	196	157	718	688



Onsite Services:

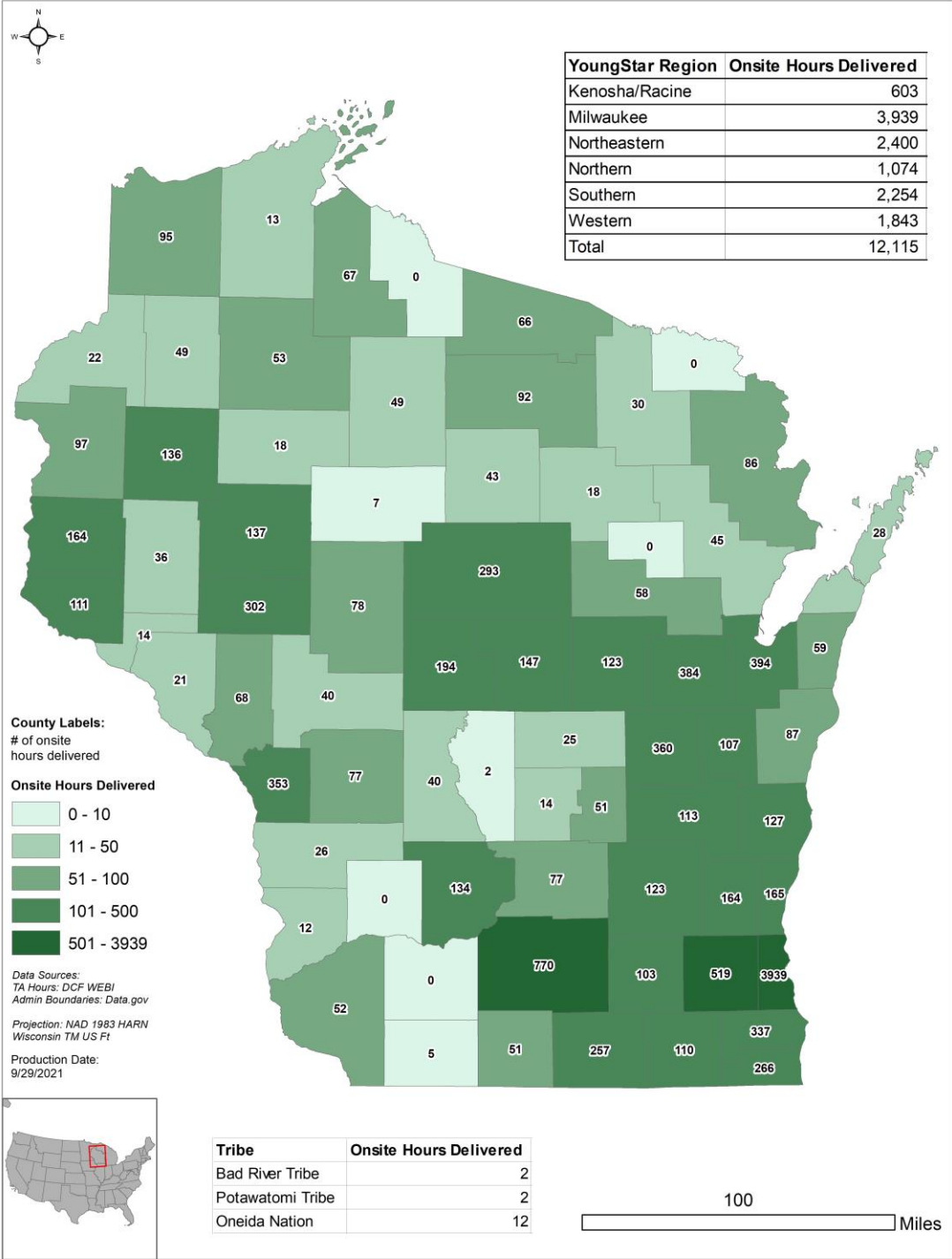
YoungStar provides thousands of hours of onsite technical assistance and other services every year to help early care programs with quality improvement across the state. Onsite services include things like site visits, practice based coaching services, and formal rating verification visits. The number of hours provided year-to-date are shown in the chart below by type and region. There is a map showing the year-to-date service hours by county and tribe.



Data as of 8/31/2021

YoungStar Onsite Technical Assistance Hours Delivered

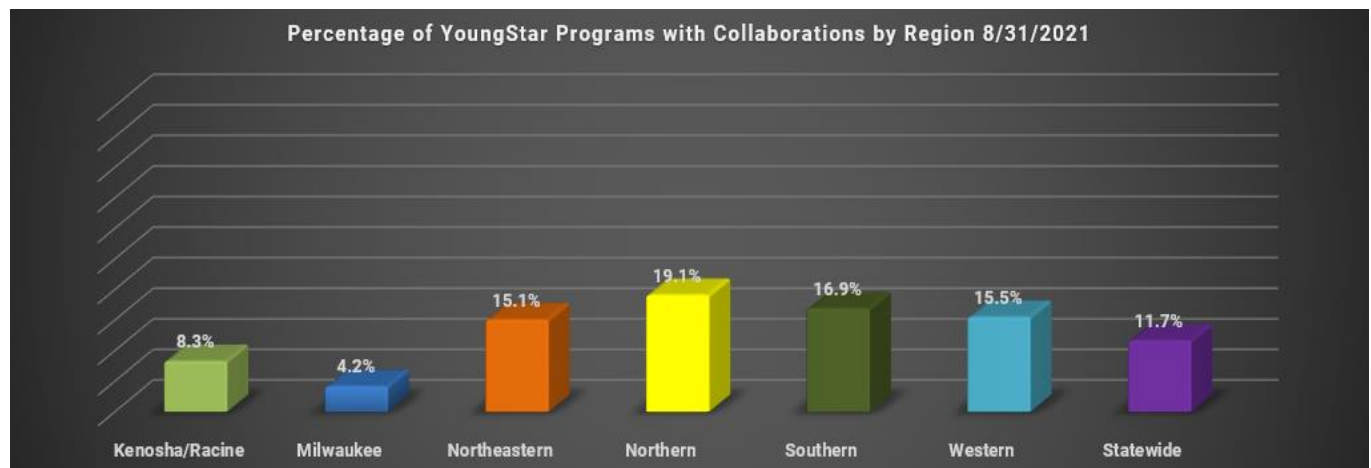
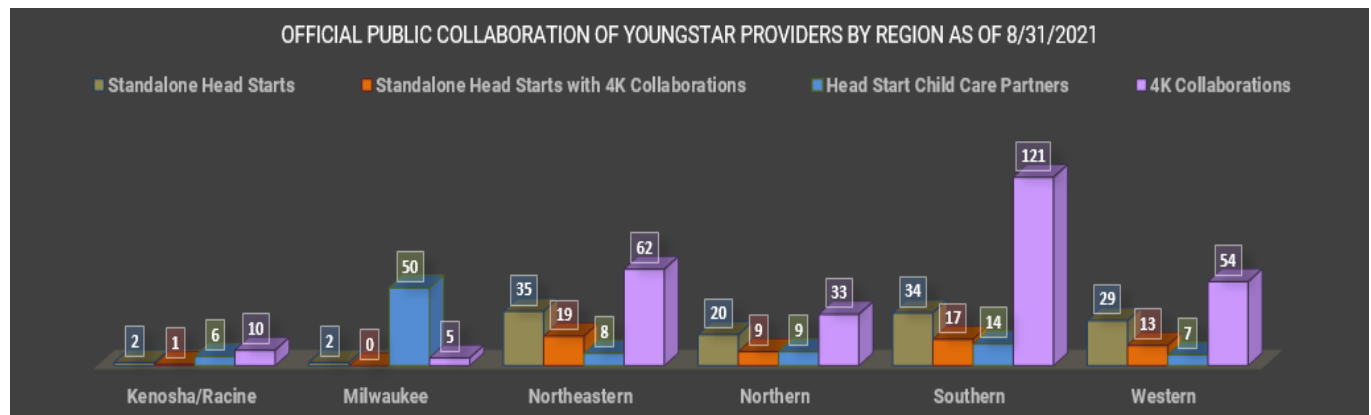
Year To Date: Jan 1 - Aug 31, 2021



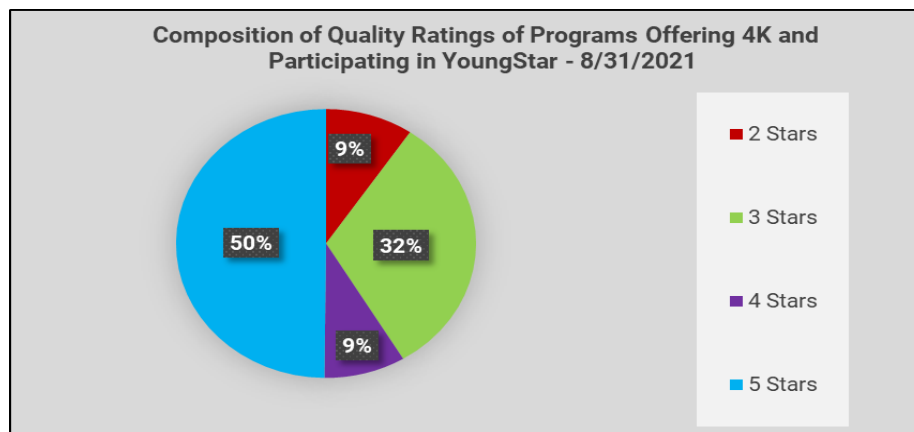
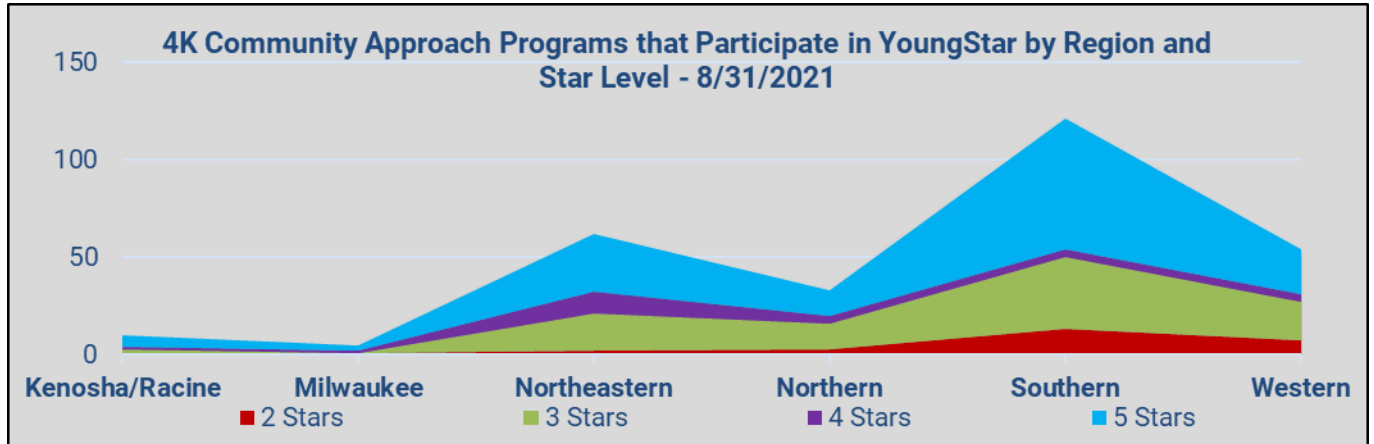
Data as of 8/31/2021

YoungStar Data on Partnerships as of 8/31/2021:

Region	Standalone Head Starts	Standalone Head Starts with 4K Collaborations	Head Start Child Care Partners	4K Collaborations	YoungStar Providers
Kenosha/Racine	2	1	6	10	205
Milwaukee	2	0	50	5	1319
Northeastern	35	19	8	62	590
Northern	20	9	9	33	267
Southern	34	17	14	121	899
Western	29	13	7	54	477
Total	122	59	94	285	3757



Data as of 8/31/2021



The Head Start/4K Child Care Collaboration information is based on returned surveys and all programs may not be included.

Please see <https://dcf.wisconsin.gov/youngstar/program/impact> for more details.

Data as of 8/31/2021