

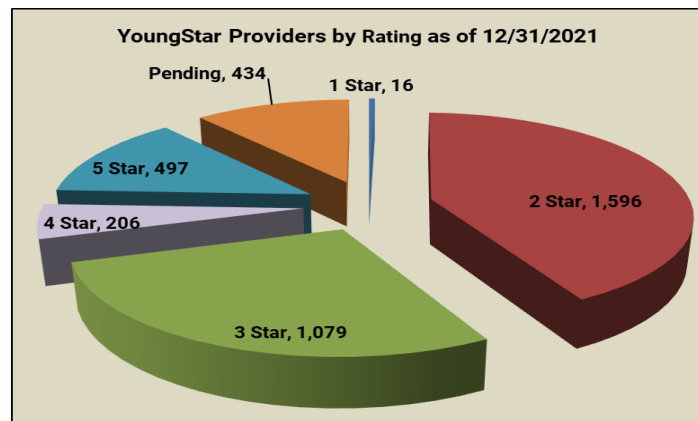
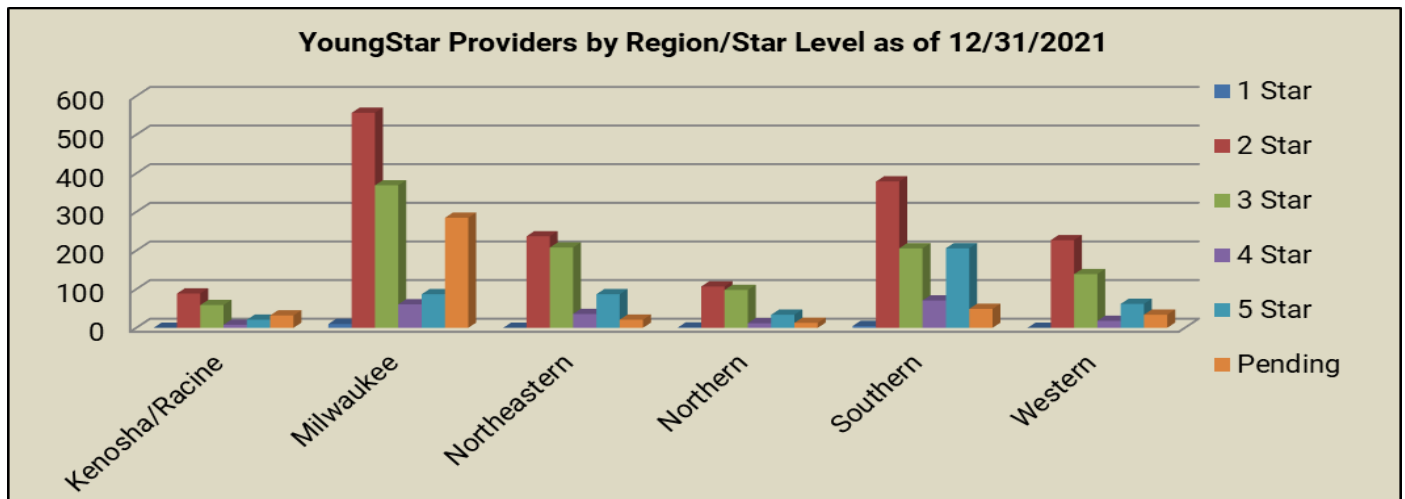
Narrative of Monthly Report December 2021

For the month of December, the following are notable YoungStar statistics.

★ **Participation and Rating Composition:**

We currently have 3,828 programs participating in YoungStar. This is an increase of 13 programs as compared to November. The chart and graph below show the rating composition by region for the current month.

	1 Star	2 Star	3 Star	4 Star	5 Star	Pending	TOTAL
Kenosha/Racine	0	89	59	8	21	32	209
Milwaukee	10	557	369	61	87	285	1,369
Northeastern	0	237	208	36	87	21	589
Northern	1	107	98	12	34	13	265
Southern	5	379	206	71	206	49	916
Western	0	227	139	18	62	34	480
Total	16	1,596	1,079	206	497	434	3,828

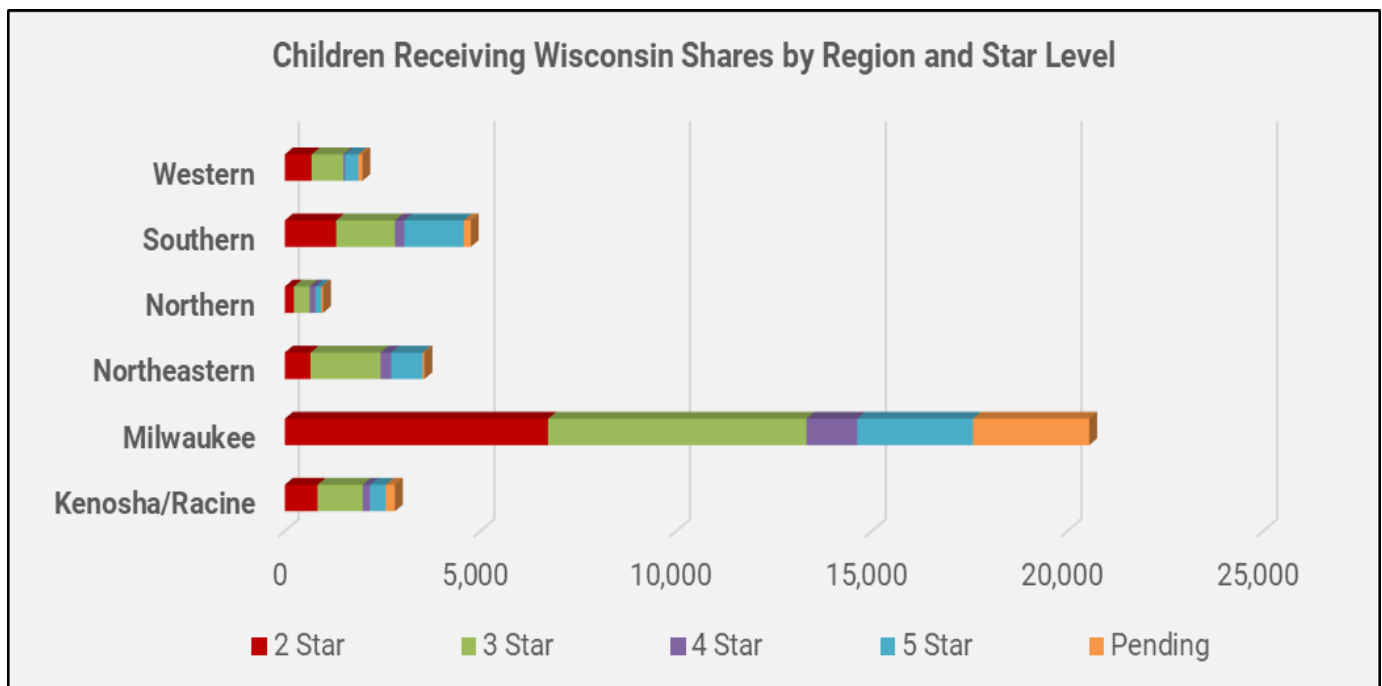


Data as of 12/31/2021

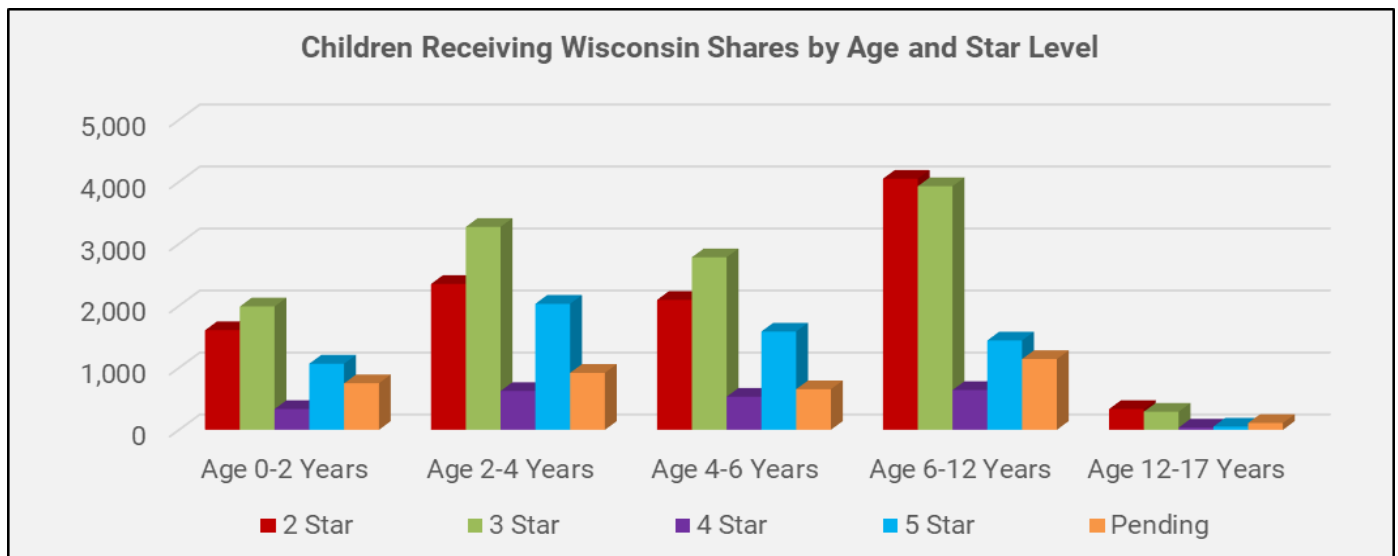
★ **Rating and Wisconsin Shares Data**

In December, the total number of programs currently rated was 3,394. There were an additional 434 programs with pending ratings. There were 2,794 programs with open Wisconsin Shares authorizations when the data was run for this report. There were 34,645 children receiving Wisconsin Shares as shown by region, age, and star level.

	2 Star	3 Star	4 Star	5 Star	Pending	Total
Kenosha/Racine	836	1,158	181	401	238	2,814
Milwaukee	6,726	6,602	1,296	2,961	2,968	20,553
Northeastern	656	1,789	274	801	47	3,567
Northern	229	405	145	154	41	974
Southern	1,312	1,502	239	1,522	178	4,753
Western	684	813	41	340	106	1,984
Total	10,443	12,269	2,176	6,179	3,578	34,645

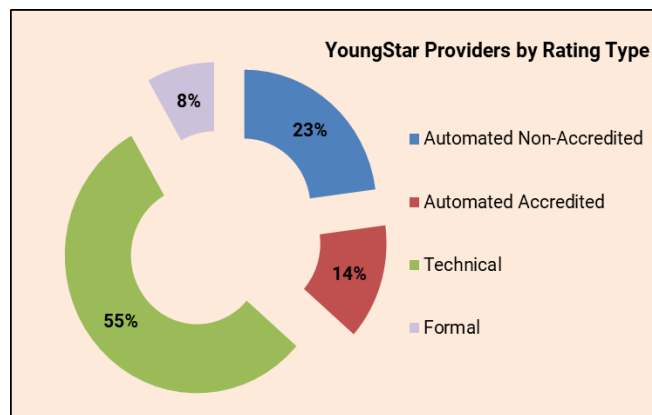


	2 Star	3 Star	4 Star	5 Star	Pending	Total
Age 0-2 Years	1,607	1,990	335	1,067	751	5,750
Age 2-4 Years	2,354	3,274	627	2,033	919	9,207
Age 4-6 Years	2,096	2,783	535	1,585	655	7,654
Age 6-12 Years	4,051	3,930	642	1,442	1,142	11,207
Age 12-17 Years	335	292	37	52	111	827
Total	10,443	12,269	2,176	6,179	3,578	34,645



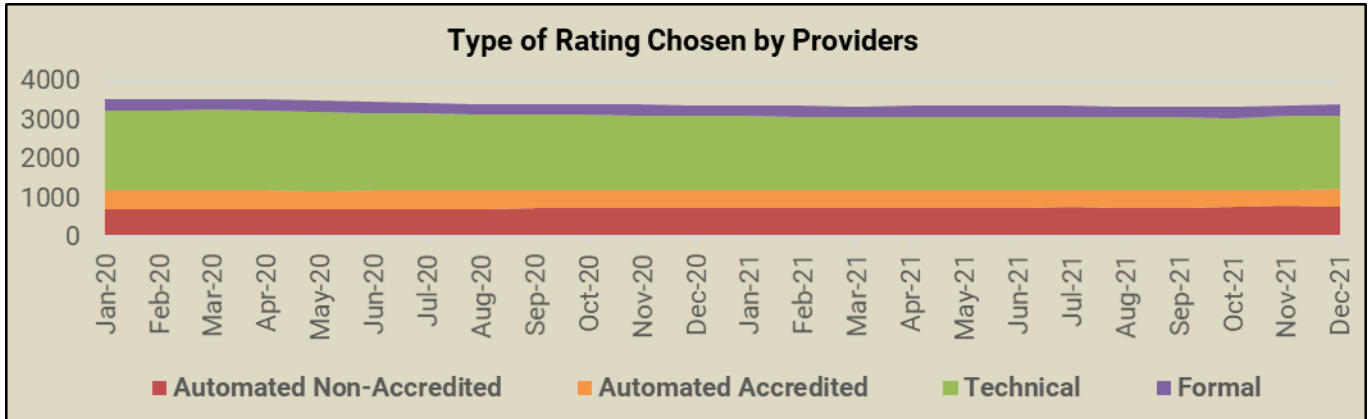
Rating History and Composition:

The composition of currently rated programs is shown below for December.

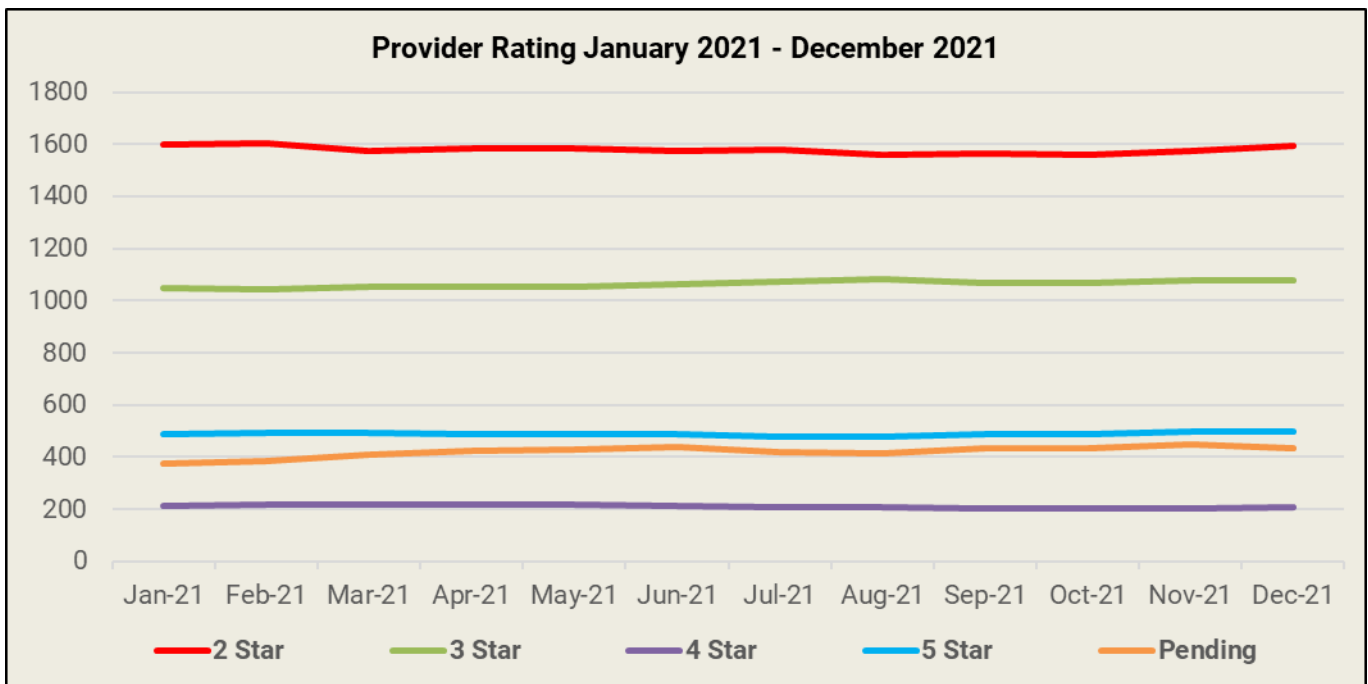


Data as of 12/31/2021

The graph below shows the movement in rating type chosen by providers over the past two years.



The graph below shows movement in rating levels for providers over the past year.

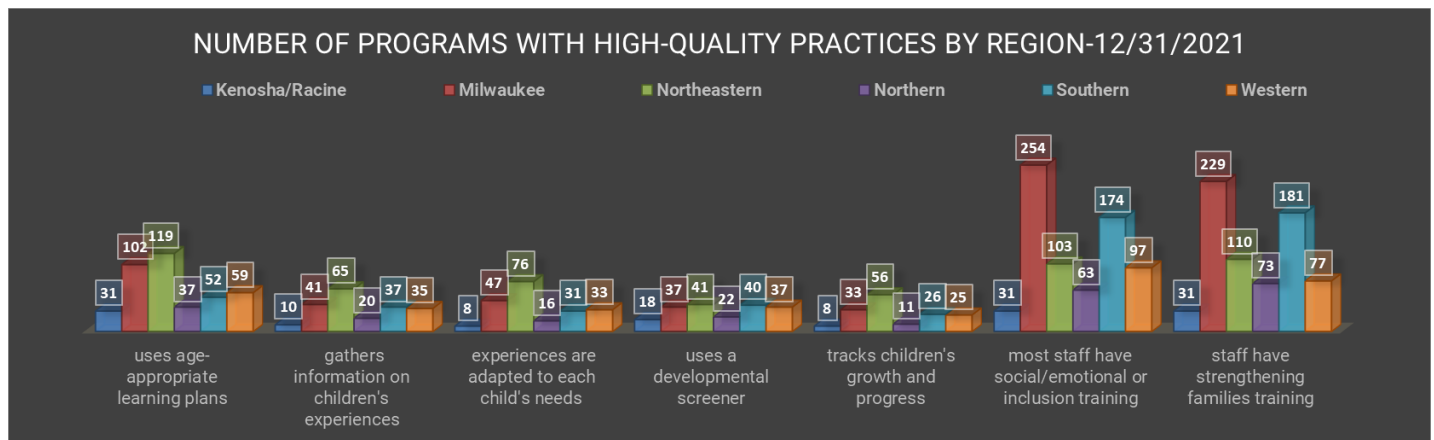


Data as of 12/31/2021

High-Quality Practices:

As part of the YoungStar evaluation process, programs can be evaluated for having key high-quality practices. The number of programs with high-quality practices is shown below by region.

9/30/2021	uses age-appropriate learning plans	gathers information on children's experiences	experiences are adapted to each child's needs	uses a developmental screener	tracks children's growth and progress	most staff have social/emotional or inclusion training	staff have strengthening families training
Kenosha/Racine	31	10	8	18	8	31	31
Milwaukee	102	41	47	37	33	254	229
Northeastern	119	65	76	41	56	103	110
Northern	37	20	16	22	11	63	73
Southern	52	37	31	40	26	174	181
Western	59	35	33	37	25	97	77
Total	400	208	211	195	159	722	701



Onsite Services:

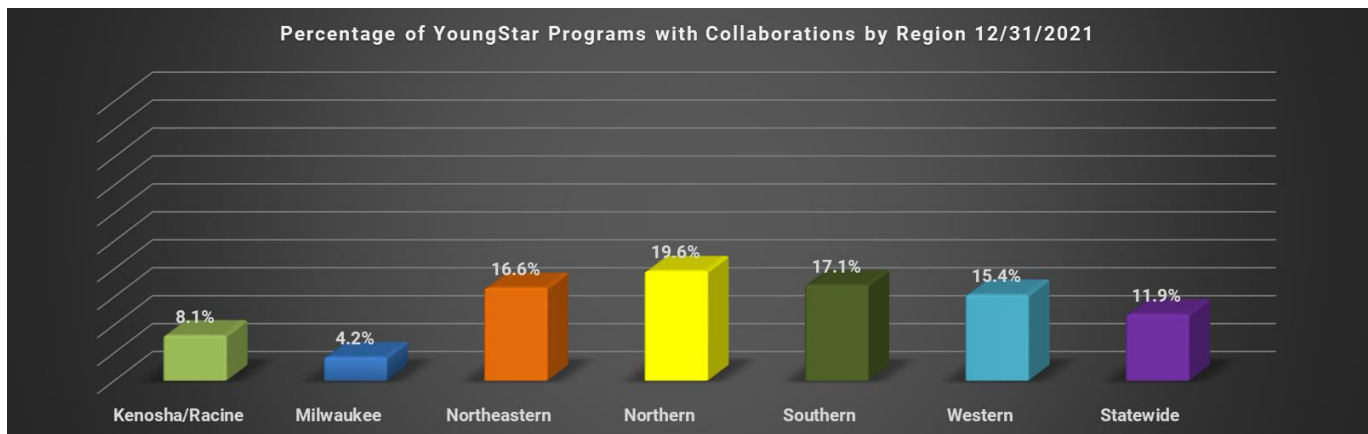
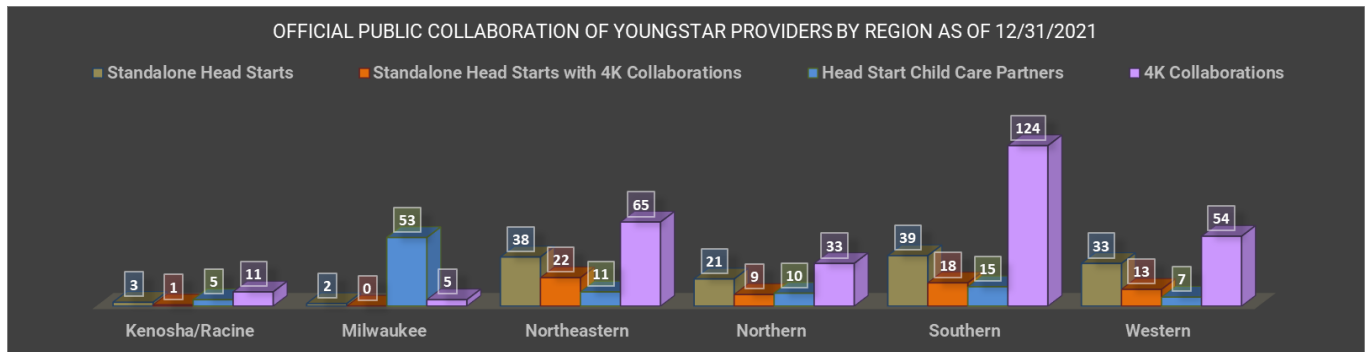
YoungStar provides thousands of hours of onsite technical assistance and other services every year to help early care programs with quality improvement across the state. Onsite services include things like site visits, practice based coaching services, and formal rating verification visits. The number of hours provided year-to-date are shown in the chart below by type and region.



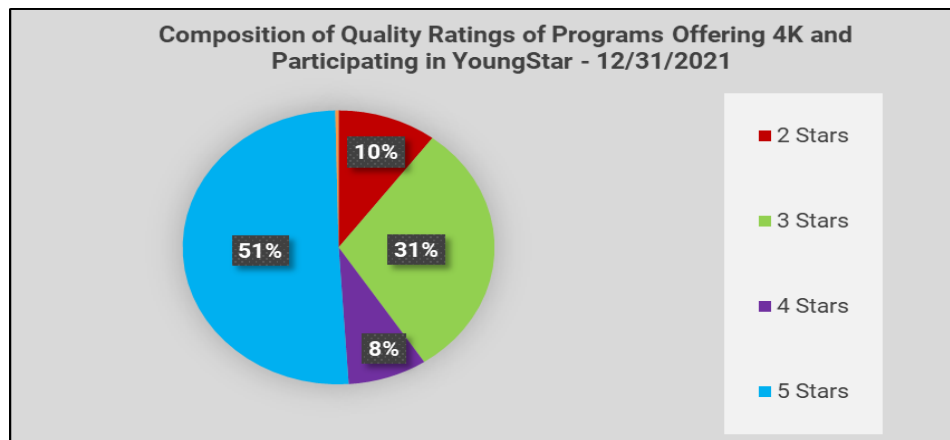
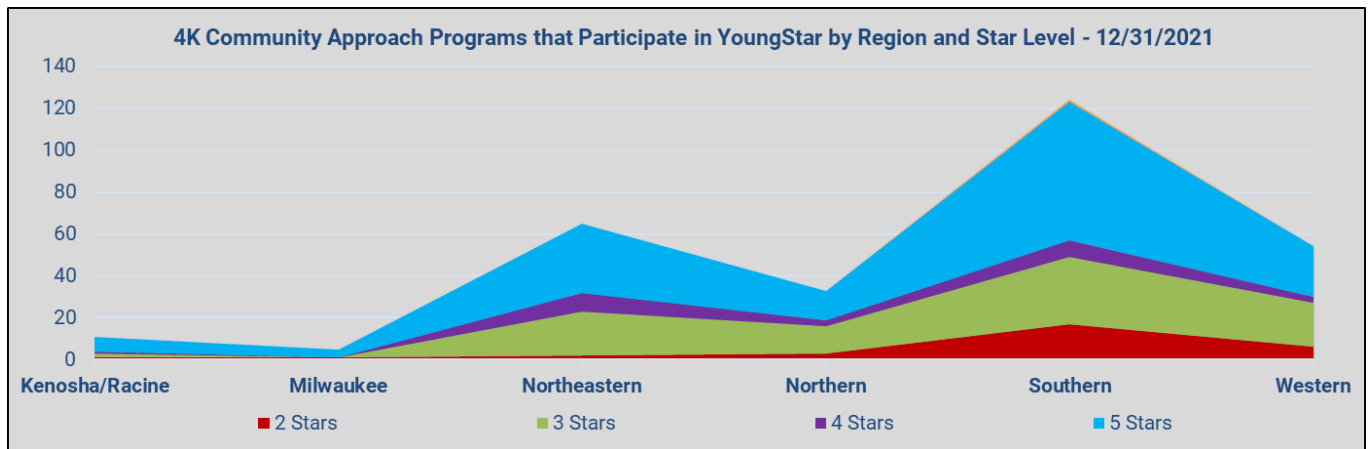
Data as of 12/31/2021

YoungStar Data on Partnerships as of 12/31/2021:

Region	Standalone Head Starts	Standalone Head Starts with 4K Collaborations	Head Start Child Care Partners	4K Collaborations	YoungStar Providers
Kenosha/Racine	3	1	5	11	209
Milwaukee	2	0	53	5	1369
Northeastern	38	22	11	65	589
Northern	21	9	10	33	265
Southern	39	18	15	124	916
Western	33	13	7	54	480
Total	136	63	101	292	3828



Data as of 12/31/2021



The Head Start/4K Child Care Collaboration information is based on returned surveys and all programs may not be included.

Please see <https://dcf.wisconsin.gov/youngstar/program/impact> for more details.

Data as of 12/31/2021