

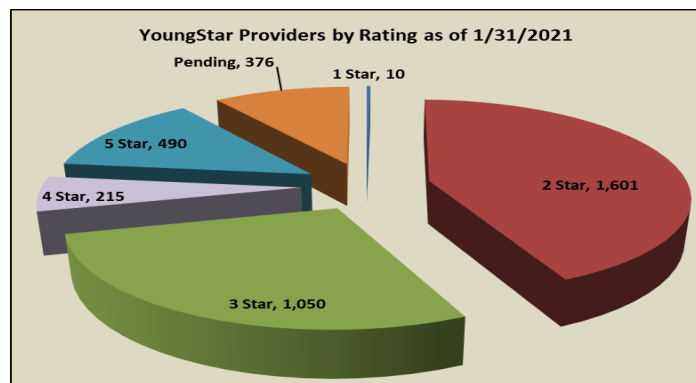
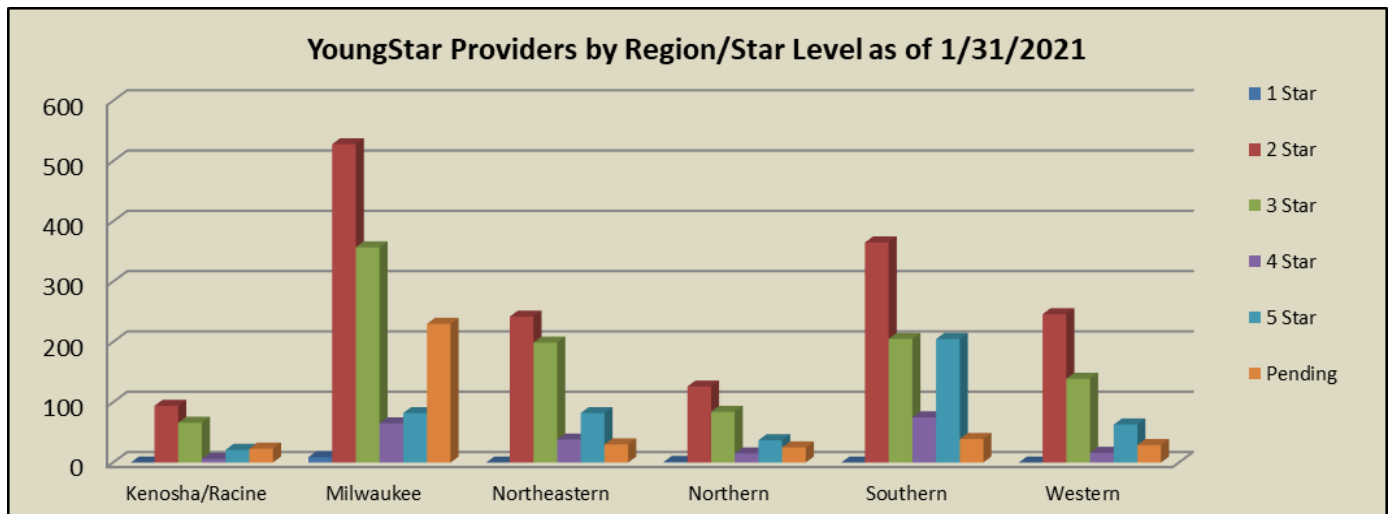
Narrative of Monthly Report January 2021

For the month of January, the following are notable YoungStar statistics.

★ **Participation and Rating Composition:**

We currently have 3,742 programs participating in YoungStar. This is an increase of 24 programs as compared to December. The chart and graph below show the rating composition by region for the current month.

	1 Star	2 Star	3 Star	4 Star	5 Star	Pending	TOTAL
Kenosha/Racine	0	94	66	6	21	23	210
Milwaukee	9	528	357	65	82	230	1,271
Northeastern	0	242	199	38	82	30	591
Northern	1	126	84	15	37	25	288
Southern	0	365	205	75	205	39	889
Western	0	246	139	16	63	29	493
Total	10	1,601	1,050	215	490	376	3,742

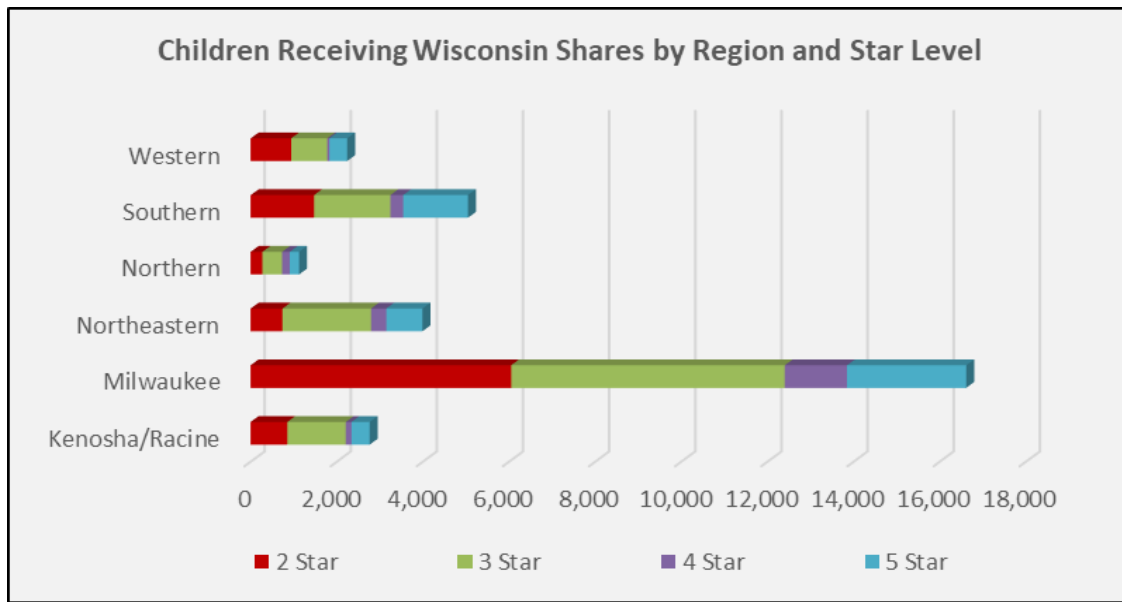


Data as of 1/31/2021

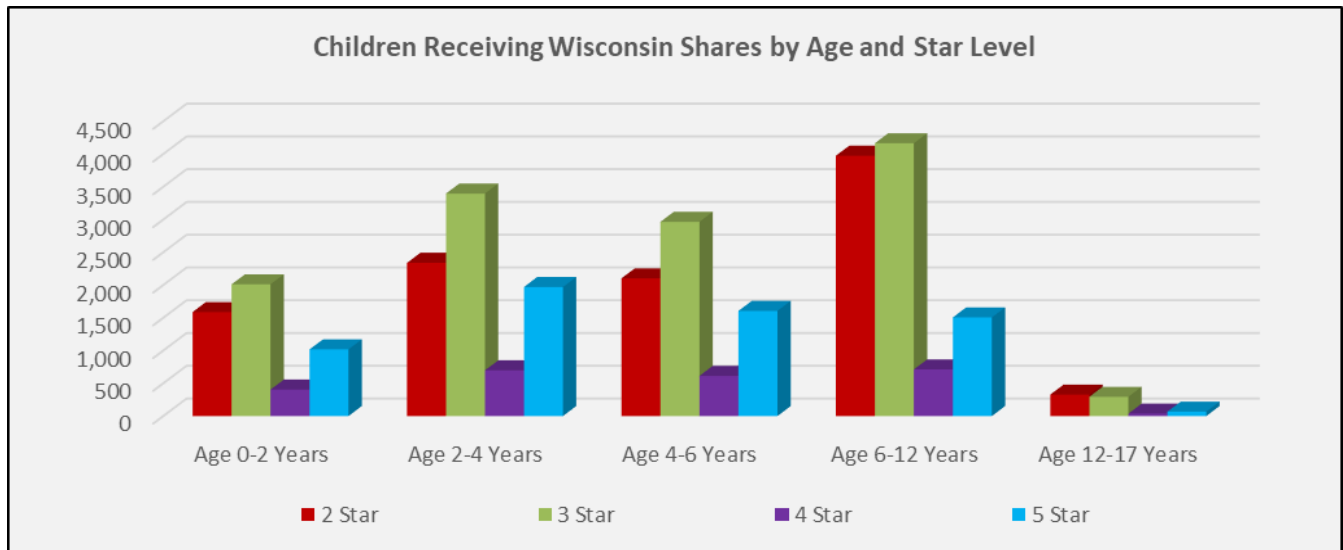
★ **Rating and Wisconsin Shares Data**

In January, the total number of programs currently rated was 3,366. There were an additional 376 programs with pending ratings. There were 2,661 programs with open Wisconsin Shares authorizations when the data was run for this report. There were 31,779 children receiving Wisconsin Shares as shown by region, age, and star level.

	2 Star	3 Star	4 Star	5 Star	Total
Kenosha/Racine	851	1,355	135	423	2,764
Milwaukee	6,048	6,353	1,446	2,768	16,615
Northeastern	739	2,055	356	839	3,989
Northern	273	458	179	214	1,124
Southern	1,474	1,769	299	1,504	5,046
Western	942	837	47	415	2,241
Total	10,327	12,827	2,462	6,163	31,779

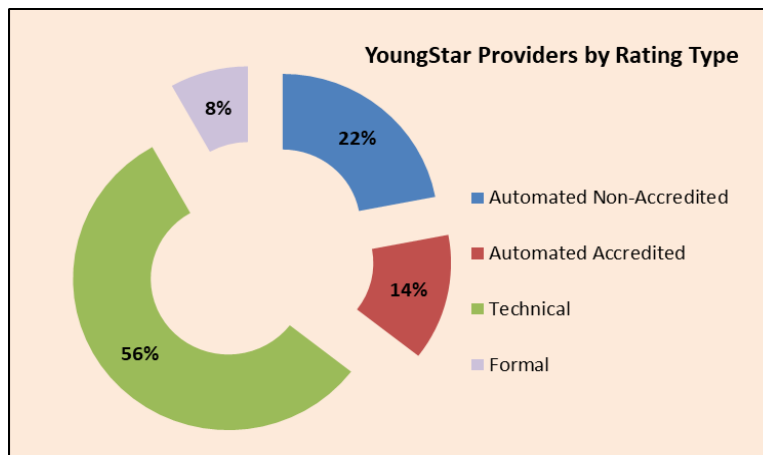


	2 Star	3 Star	4 Star	5 Star	Total
Age 0-2 Years	1,586	2,010	404	1,017	5,017
Age 2-4 Years	2,339	3,396	698	1,970	8,403
Age 4-6 Years	2,101	2,964	612	1,604	7,281
Age 6-12 Years	3,974	4,164	711	1,505	10,354
Age 12-17 Years	327	293	37	67	724
Total	10,327	12,827	2,462	6,163	31,779



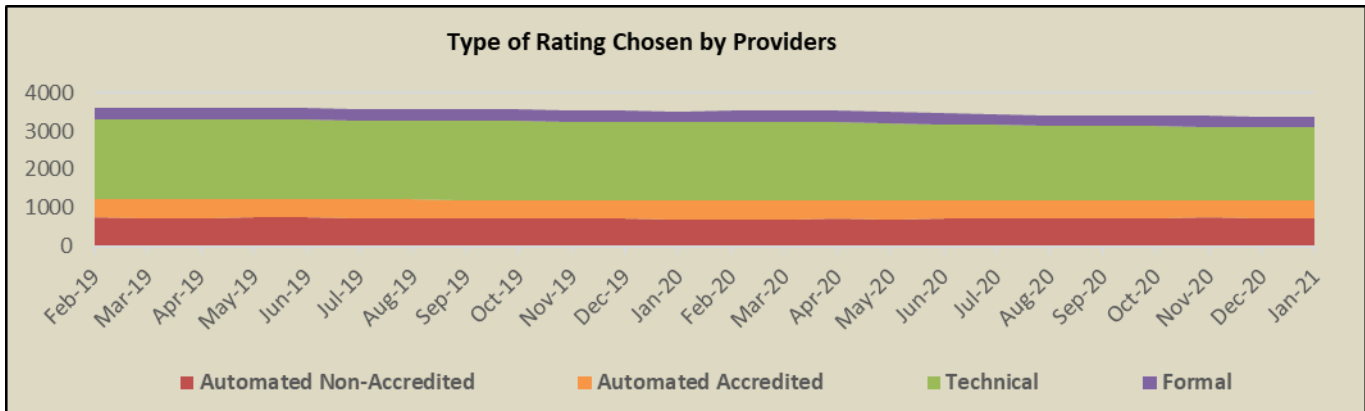
Rating History and Composition:

The composition of currently rated programs is shown below for January.

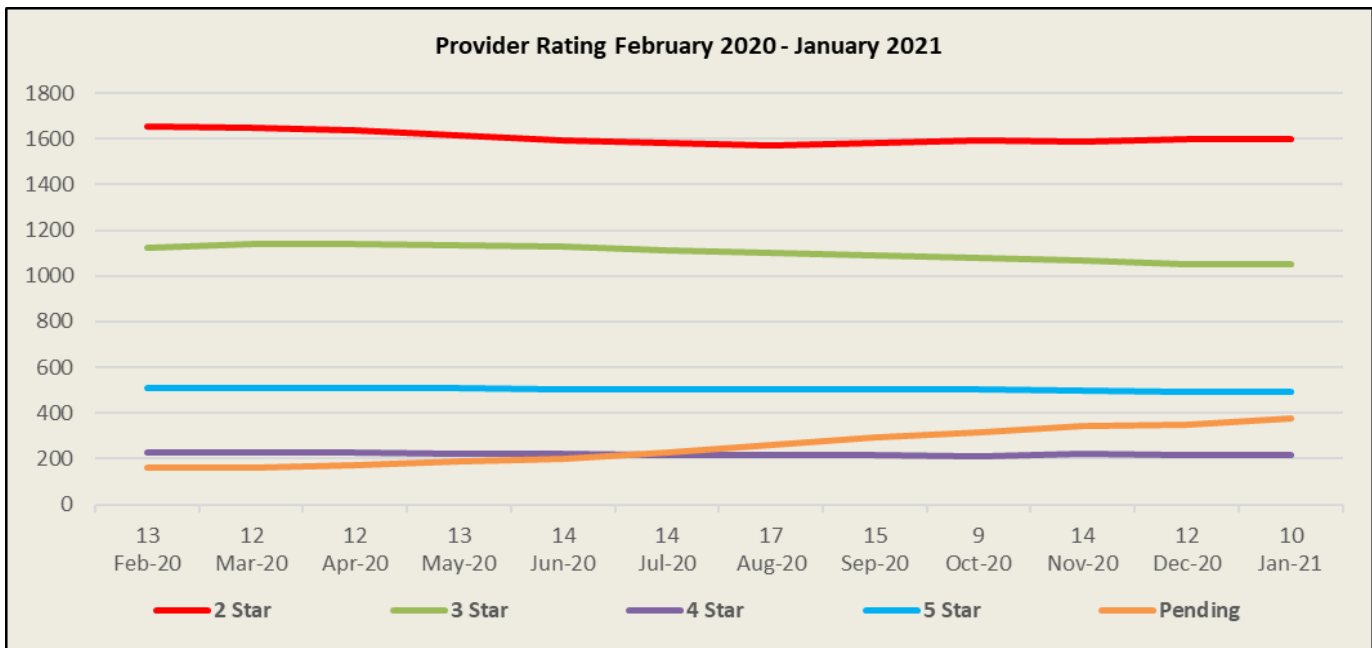


Data as of 1/31/2021

The graph below shows the movement in rating type chosen by providers over the past two years.



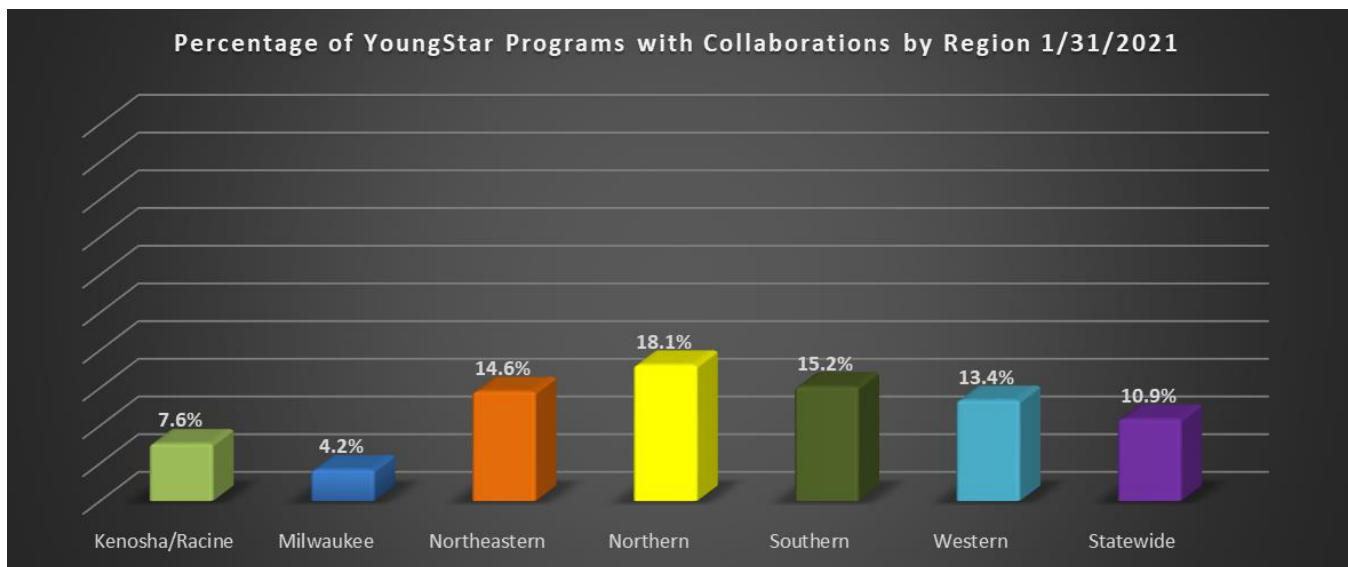
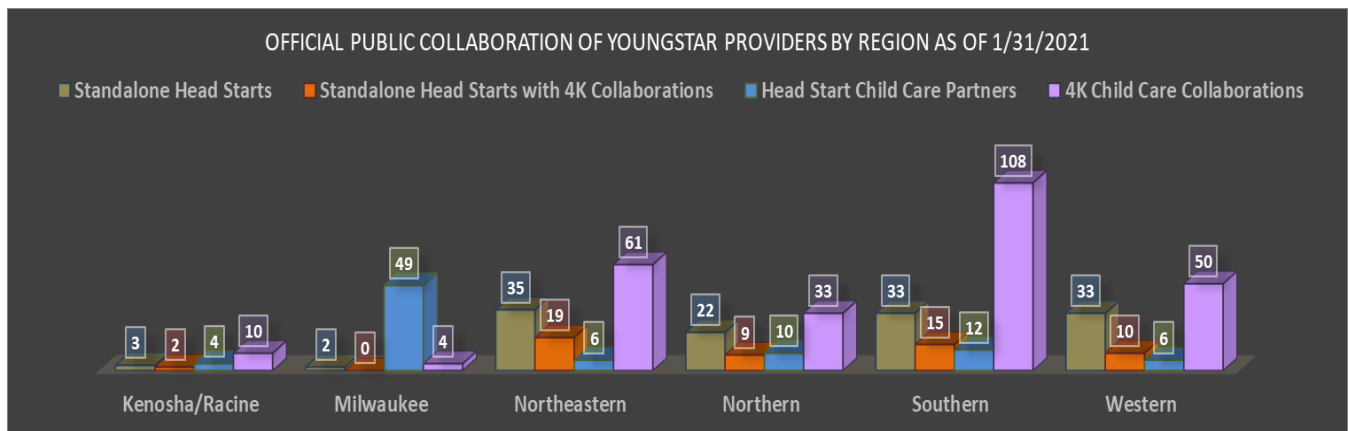
The graph below shows movement in rating levels for providers over the past year.



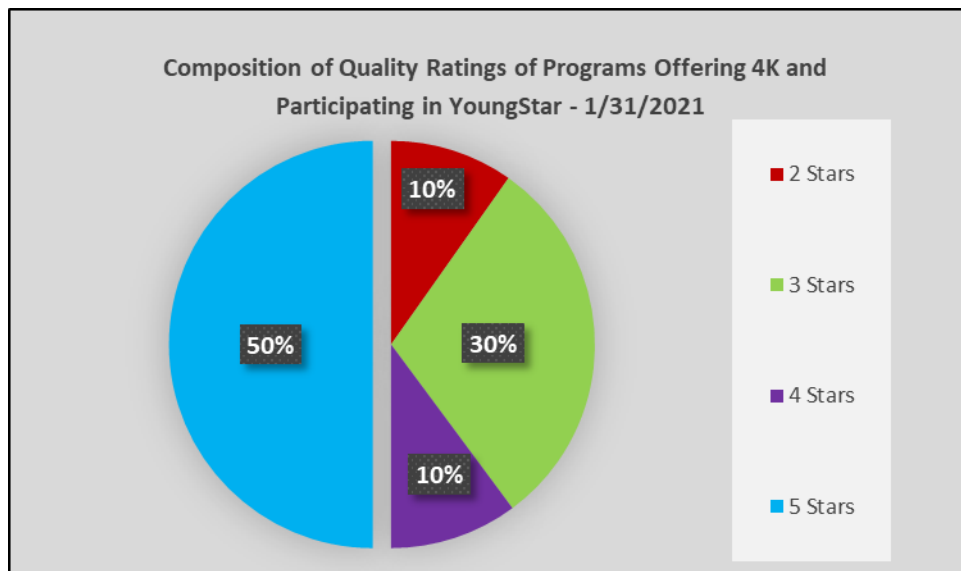
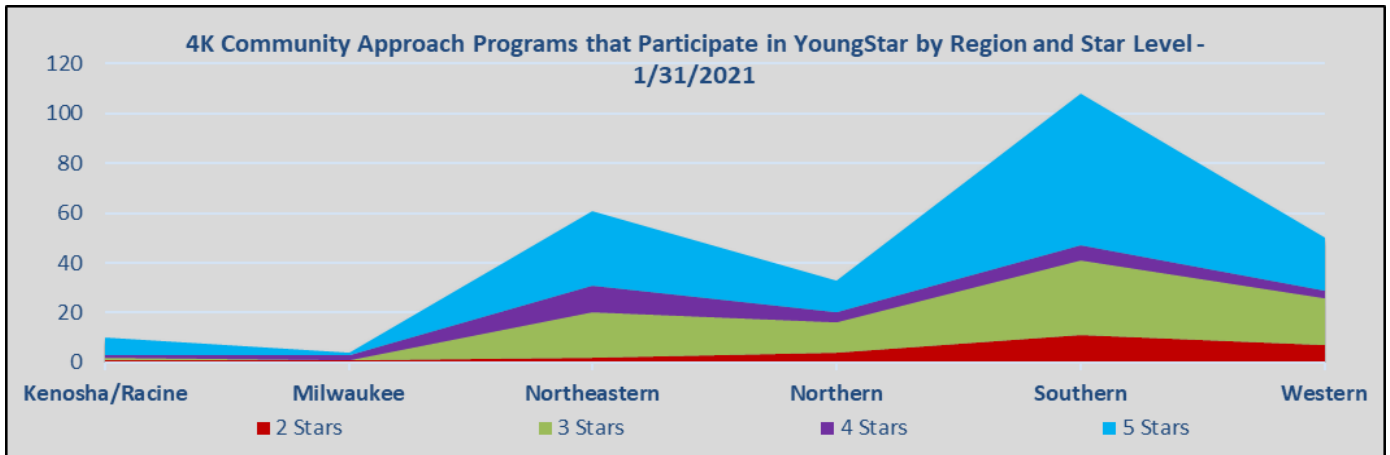
Please see <https://dcf.wisconsin.gov/youngstar/program/impact> for more details.

YoungStar Data on Partnerships as of 1/31/2021:

Region	Standalone Head Starts	Standalone Head Starts with 4K Collaborations	Head Start Child Care Partners	4K Child Care Collaborations	YoungStar Providers
Kenosha/Racine	3	2	4	10	210
Milwaukee	2	0	49	4	1271
Northeastern	35	19	6	61	591
Northern	22	9	10	33	288
Southern	33	15	12	108	889
Western	33	10	6	50	493
Total	128	55	87	266	3742



Data as of 1/31/2021



The Head Start/4K Child Care Collaboration information is based on returned surveys and all programs may not be included.