

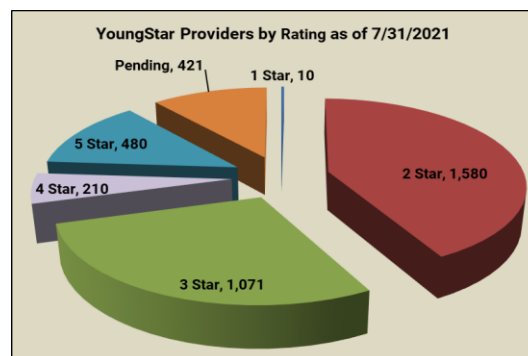
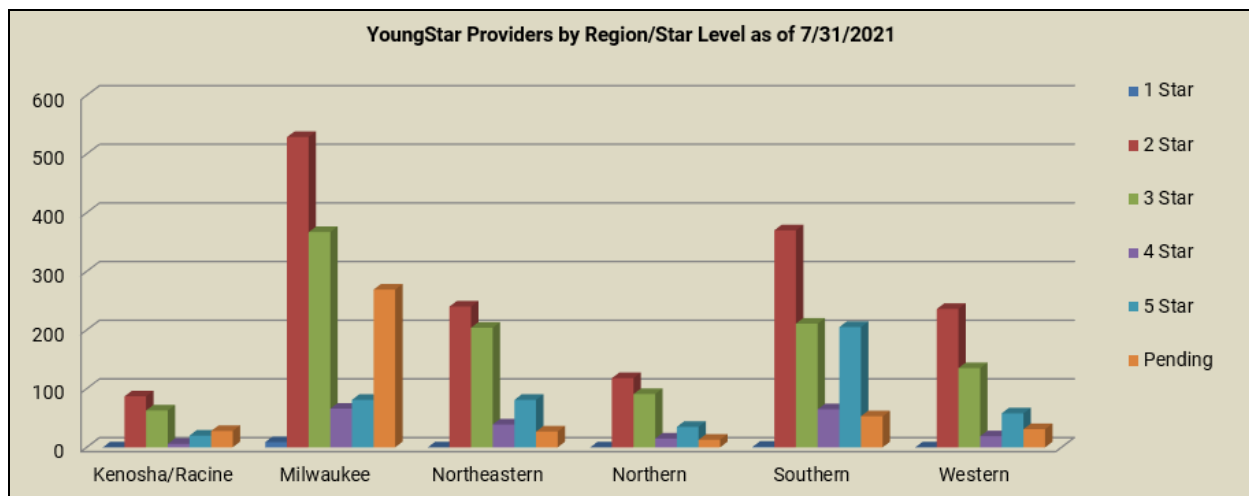
Narrative of Monthly Report July 2021

For the month of July, the following are notable YoungStar statistics.

★ **Participation and Rating Composition:**

We currently have 3,772 programs participating in YoungStar. This is a decrease of 16 programs as compared to June. The chart and graph below show the rating composition by region for the current month.

	1 Star	2 Star	3 Star	4 Star	5 Star	Pending	TOTAL
Kenosha/Racine	0	87	63	6	20	28	204
Milwaukee	9	529	367	66	81	269	1,321
Northeastern	0	240	204	39	81	27	591
Northern	0	118	91	15	35	13	272
Southern	1	370	211	65	205	53	905
Western	0	236	135	19	58	31	479
Total	10	1,580	1,071	210	480	421	3,772

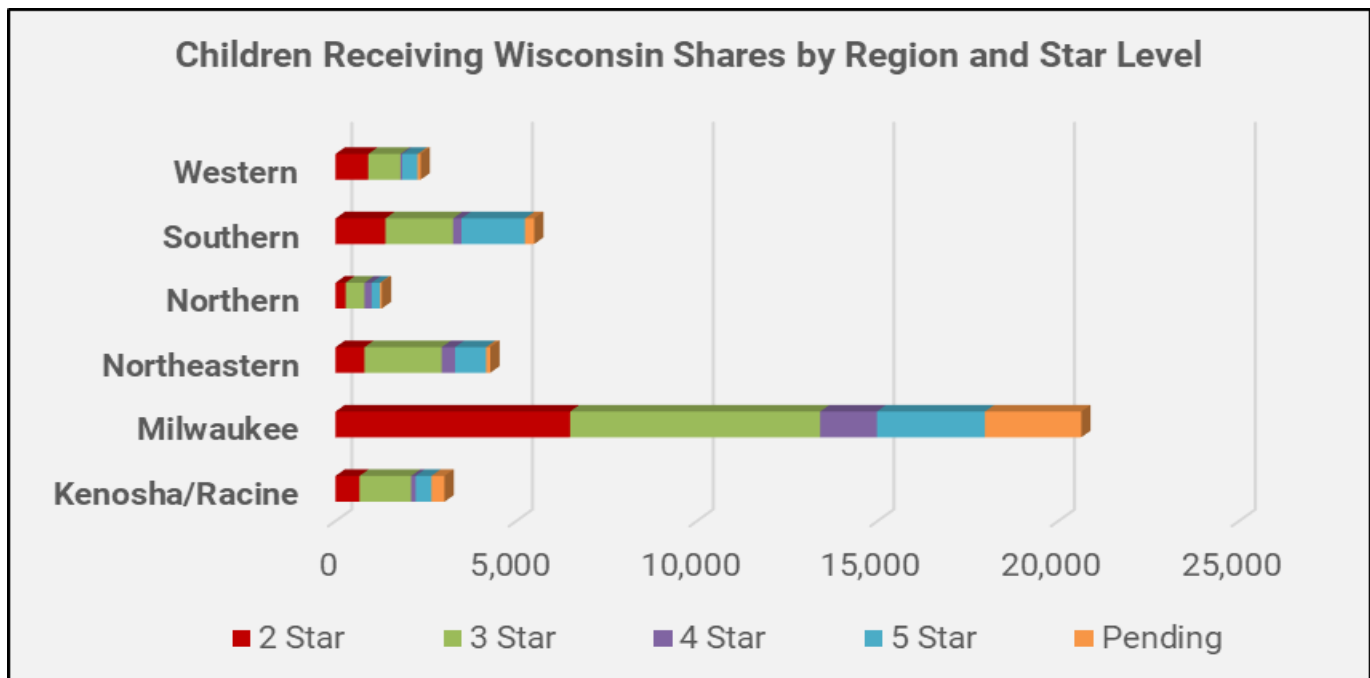


Data as of 7/31/2021

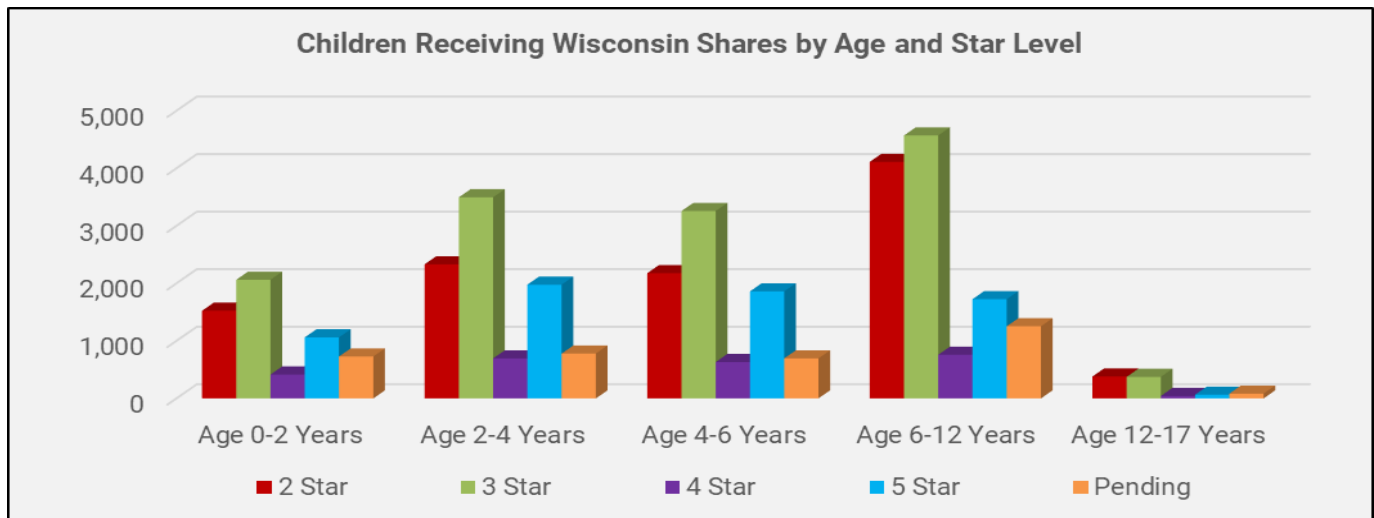
★ **Rating and Wisconsin Shares Data**

In July, the total number of programs currently rated was 3,351. There were an additional 421 programs with pending ratings. There were 2,635 programs with open Wisconsin Shares authorizations when the data was run for this report. There were 37,069 children receiving Wisconsin Shares as shown by region, age, and star level.

	2 Star	3 Star	4 Star	5 Star	Pending	Total
Kenosha/Racine	663	1,429	126	434	365	3,017
Milwaukee	6,493	6,917	1,570	2,992	2,664	20,636
Northeastern	803	2,132	374	856	118	4,283
Northern	279	522	200	229	52	1,282
Southern	1,382	1,873	232	1,753	257	5,497
Western	906	891	45	426	86	2,354
Total	10,526	13,764	2,547	6,690	3,542	37,069

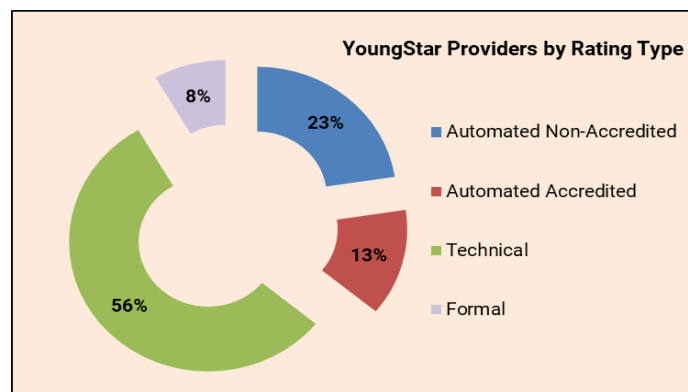


	2 Star	3 Star	4 Star	5 Star	Pending	Total
Age 0-2 Years	1,525	2,063	416	1,062	729	5,795
Age 2-4 Years	2,331	3,497	695	1,977	779	9,279
Age 4-6 Years	2,177	3,258	633	1,860	696	8,624
Age 6-12 Years	4,112	4,571	760	1,726	1,255	12,424
Age 12-17 Years	381	375	43	65	83	947
Total	10,526	13,764	2,547	6,690	3,542	37,069



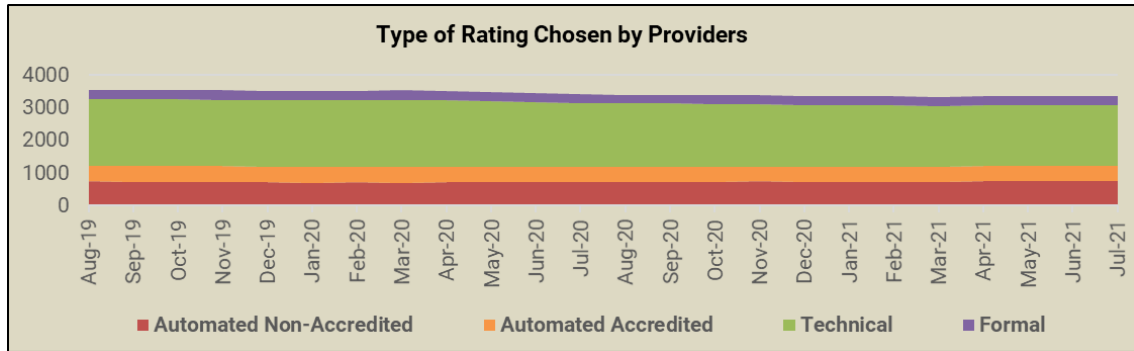
Rating History and Composition:

The composition of currently rated programs is shown below for July.

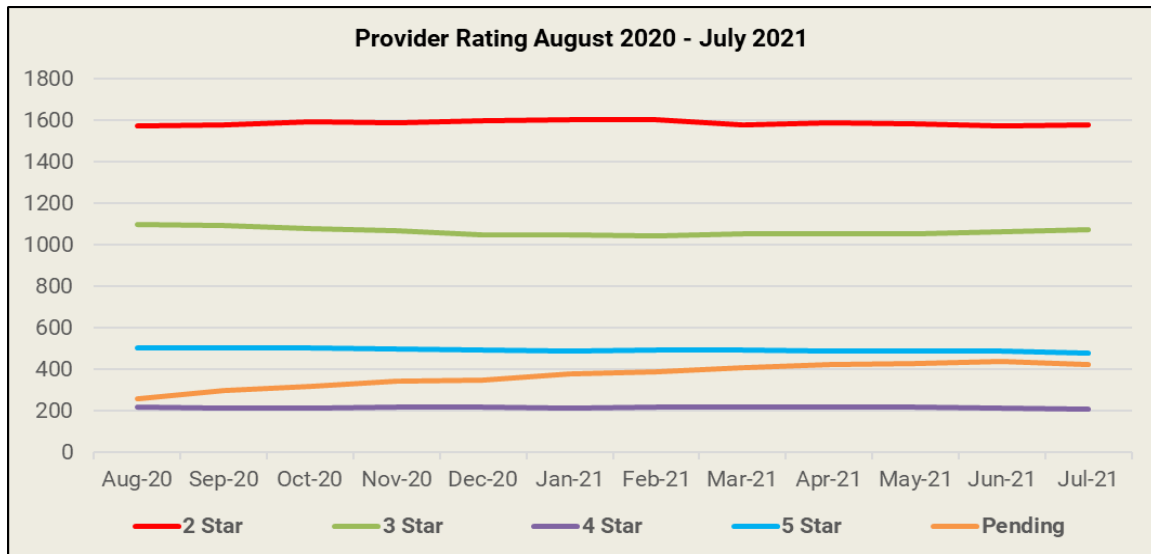


Data as of 7/31/2021

The graph below shows the movement in rating type chosen by providers over the past two years.



The graph below shows movement in rating levels for providers over the past year.

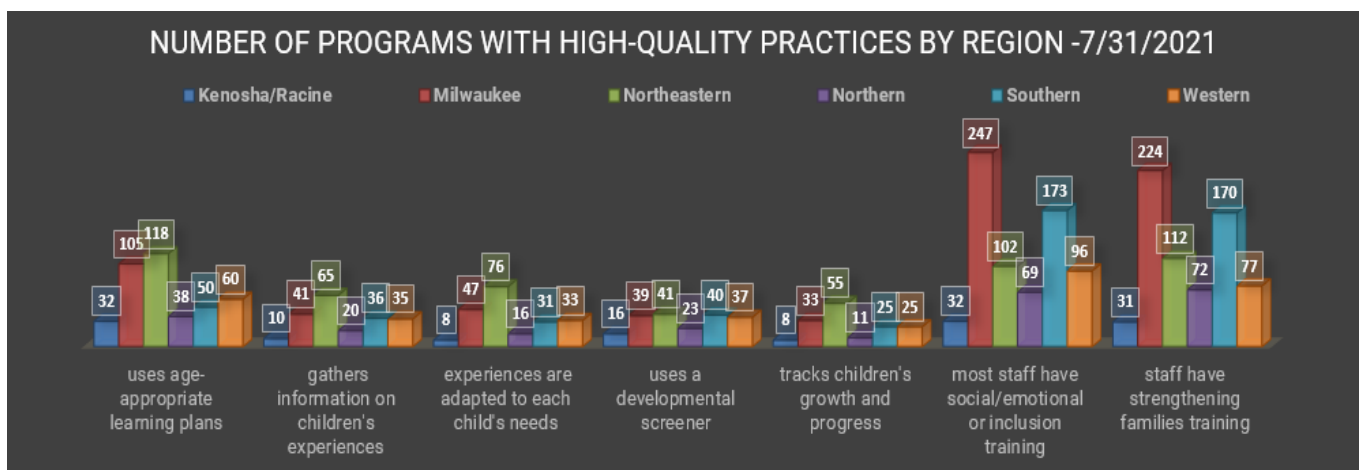


Data as of 7/31/2021

High-Quality Practices:

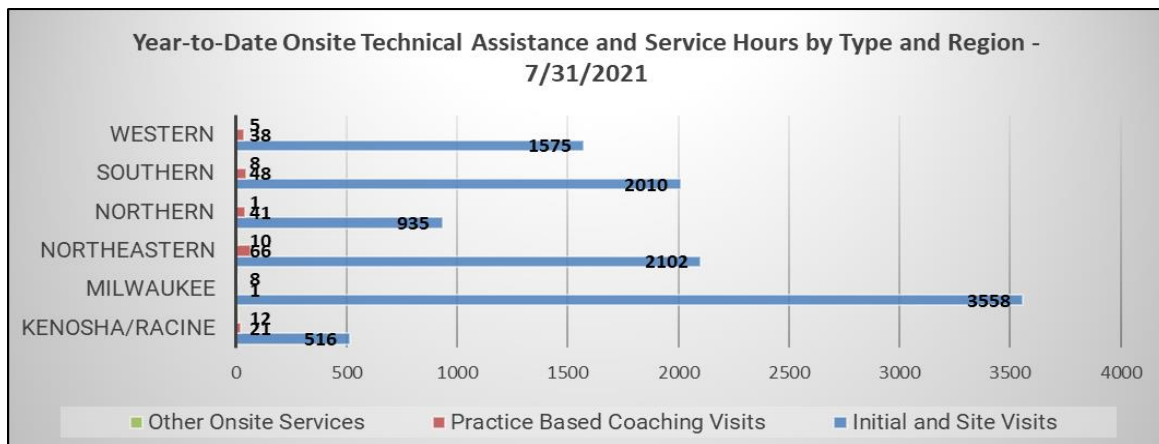
As part of the YoungStar evaluation process, programs can be evaluated for having key high-quality practices. The number of programs with high-quality practices is shown below by region.

7/31/2021	uses age-appropriate learning plans	gathers information on children's experiences	experiences are adapted to each child's needs	uses a developmental screener	tracks children's growth and progress	most staff have social/emotional or inclusion training	staff have strengthening families training
Kenosha/Racine	32	10	8	16	8	32	31
Milwaukee	105	41	47	39	33	247	224
Northeastern	118	65	76	41	55	102	112
Northern	38	20	16	23	11	69	72
Southern	50	36	31	40	25	173	170
Western	60	35	33	37	25	96	77
Total	403	207	211	196	157	719	686



Onsite Services:

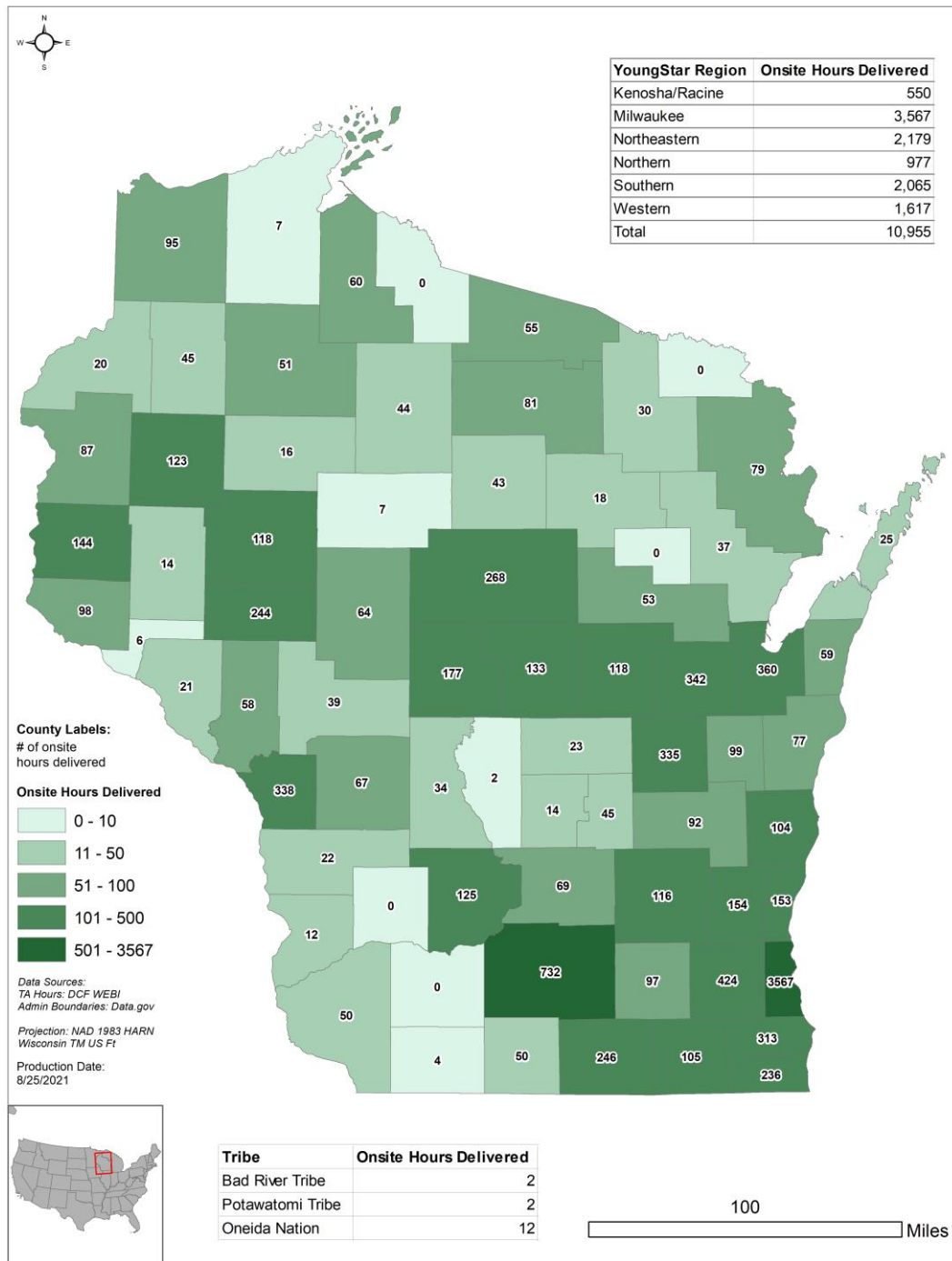
YoungStar provides thousands of hours of onsite technical assistance and other services every year to help early care programs with quality improvement across the state. Onsite services include things like site visits, practice based coaching services, and formal rating verification visits. The number of hours provided year-to-date are shown in the chart below by type and region. There is a map showing the year-to-date service hours by county and tribe.



Data as of 7/31/2021

YoungStar Onsite Technical Assistance Hours Delivered

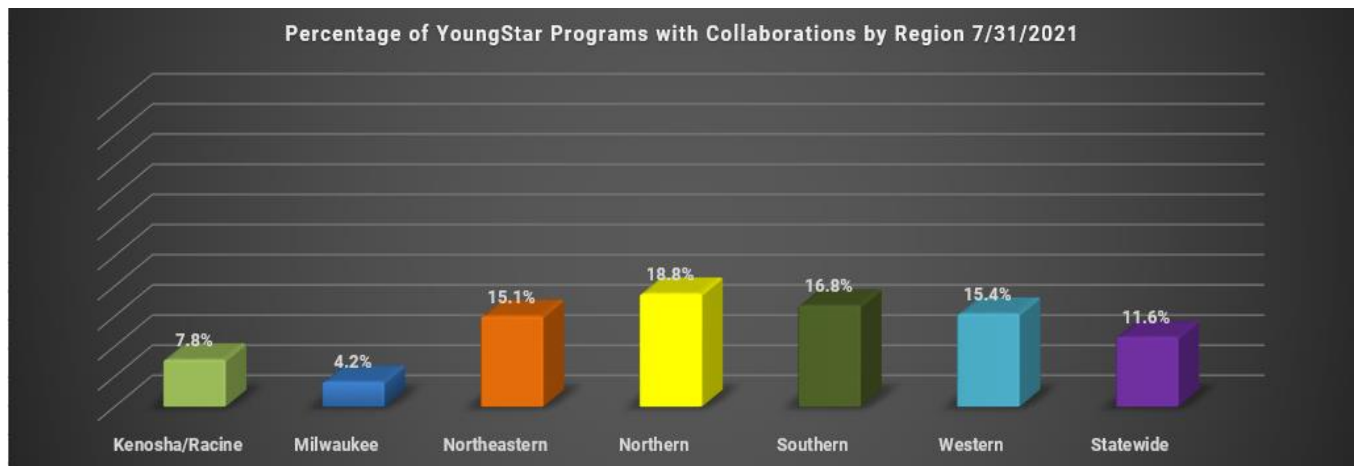
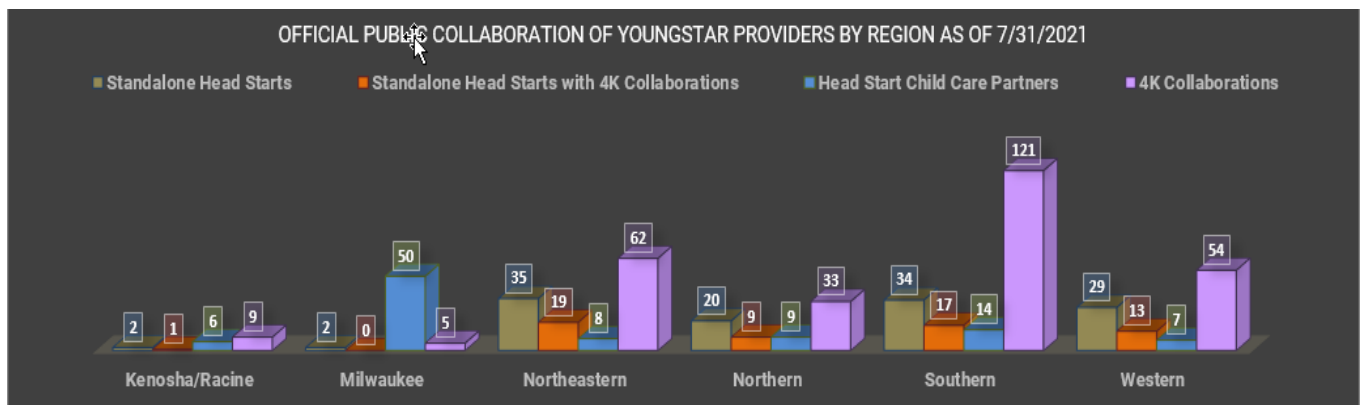
Year To Date: Jan 1 - Jul 31, 2021



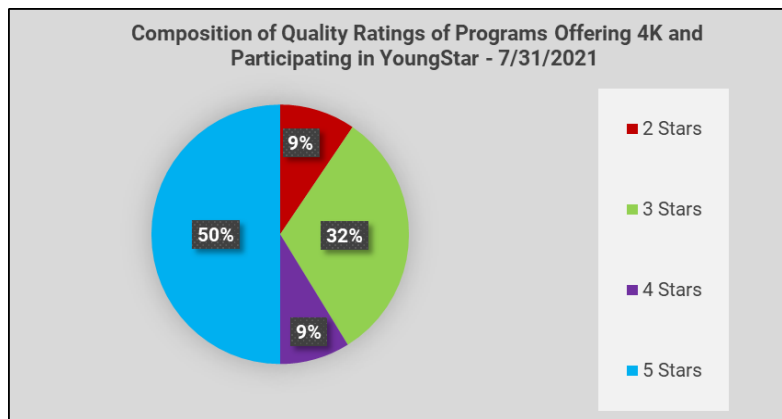
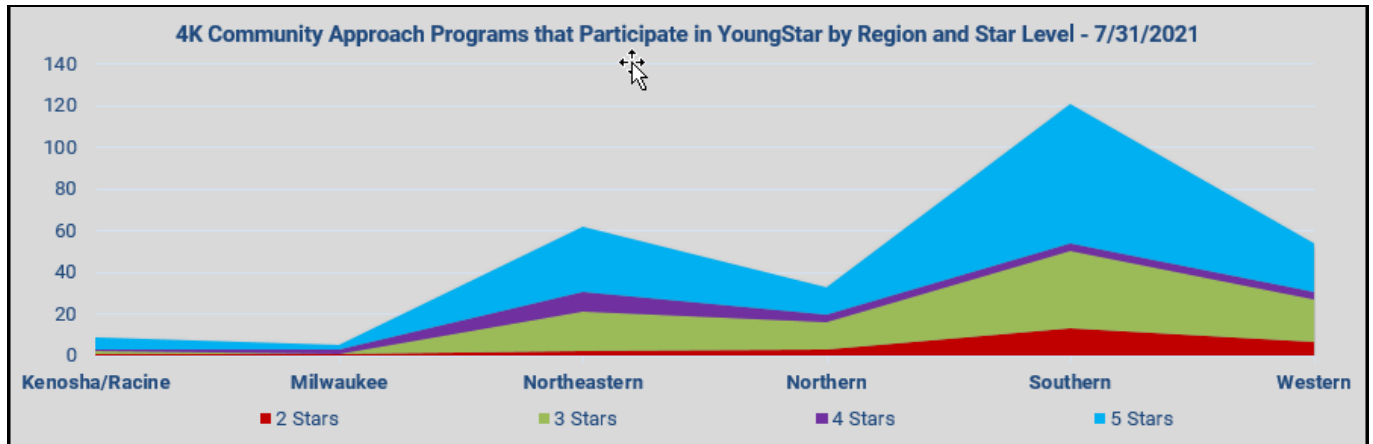
Data as of 7/31/2021

YoungStar Data on Partnerships as of 7/31/2021:

Region	Standalone Head Starts	Standalone Head Starts with 4K Collaborations	Head Start Child Care Partners	4K Collaborations	YoungStar Providers
Kenosha/Racine	2	1	6	9	204
Milwaukee	2	0	50	5	1321
Northeastern	35	19	8	62	591
Northern	20	9	9	33	272
Southern	34	17	14	121	905
Western	29	13	7	54	479
Total	122	59	94	284	3772



Data as of 7/31/2021



The Head Start/4K Child Care Collaboration information is based on returned surveys and all programs may not be included.

Please see <https://dcf.wisconsin.gov/youngstar/program/impact> for more details.

Data as of 7/31/2021