

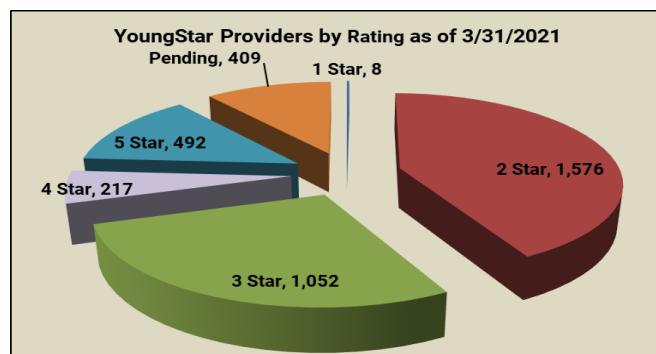
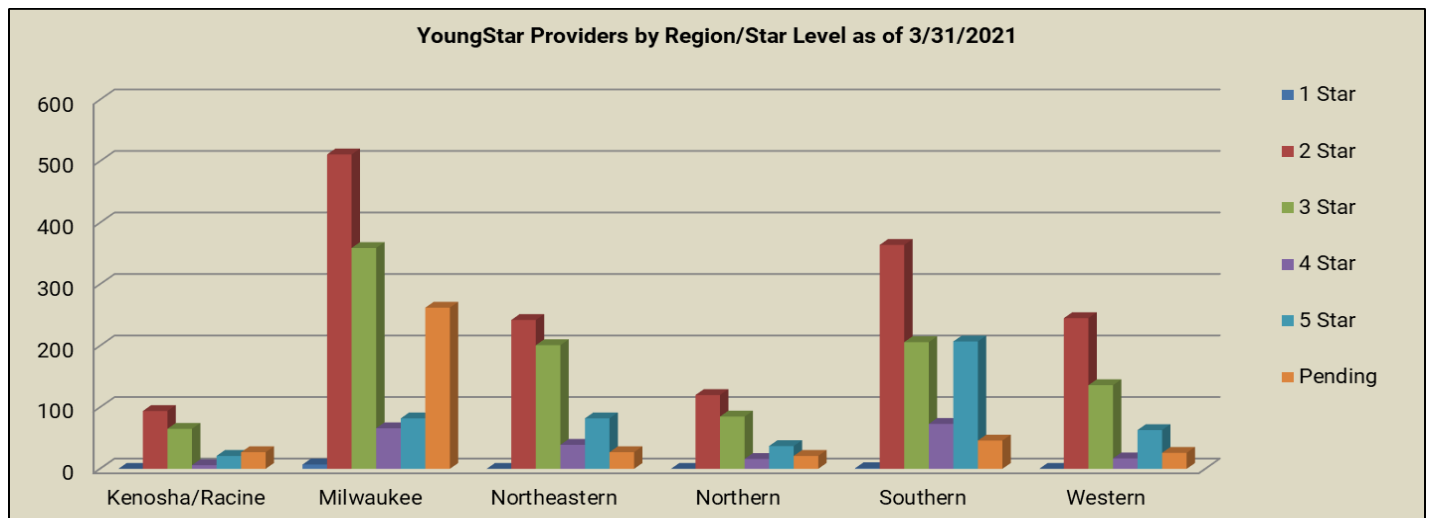
Narrative of Monthly Report March 2021

For the month of March, the following are notable YoungStar statistics.

★ **Participation and Rating Composition:**

We currently have 3,754 programs participating in YoungStar. This is an increase of 4 programs as compared to February. The chart and graph below show the rating composition by region for the current month.

	1 Star	2 Star	3 Star	4 Star	5 Star	Pending	TOTAL
Kenosha/Racine	0	94	65	6	21	27	213
Milwaukee	7	511	359	66	82	262	1,287
Northeastern	0	242	201	39	82	27	591
Northern	0	120	85	16	37	21	279
Southern	1	364	206	73	207	46	897
Western	0	245	136	17	63	26	487
Total	8	1,576	1,052	217	492	409	3,754

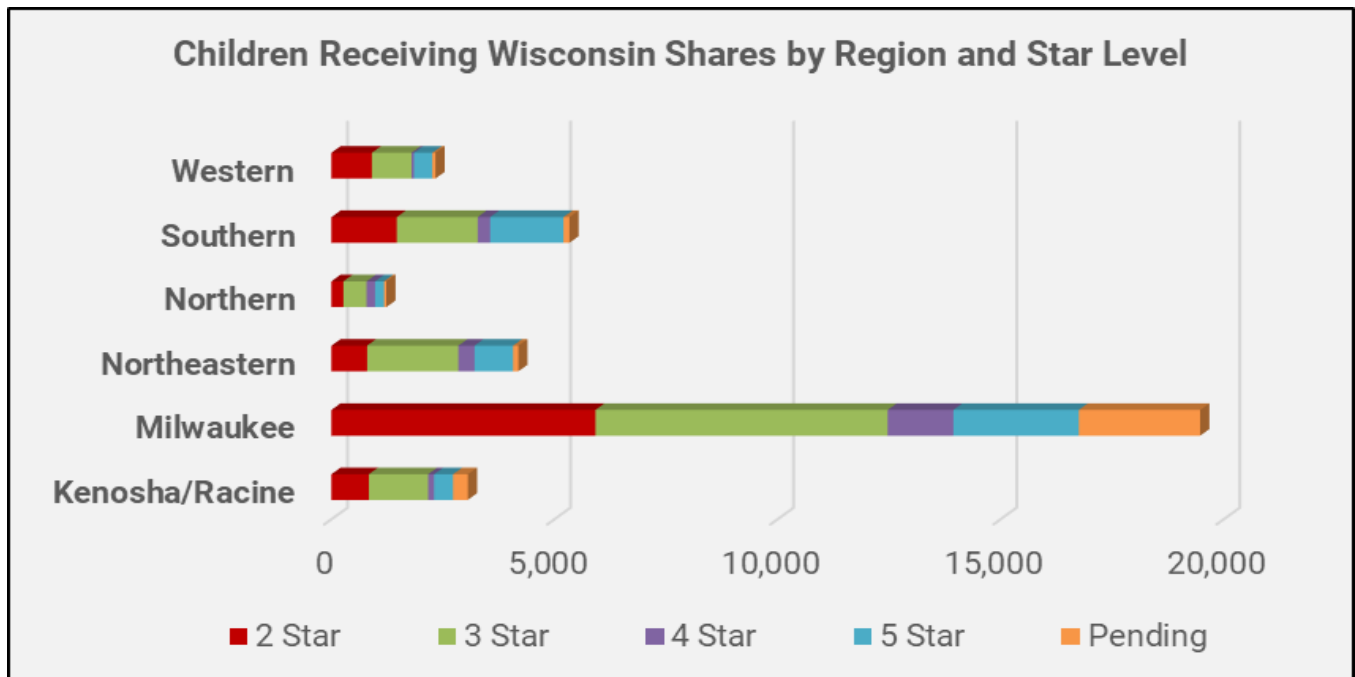


Data as of 3/31/2021

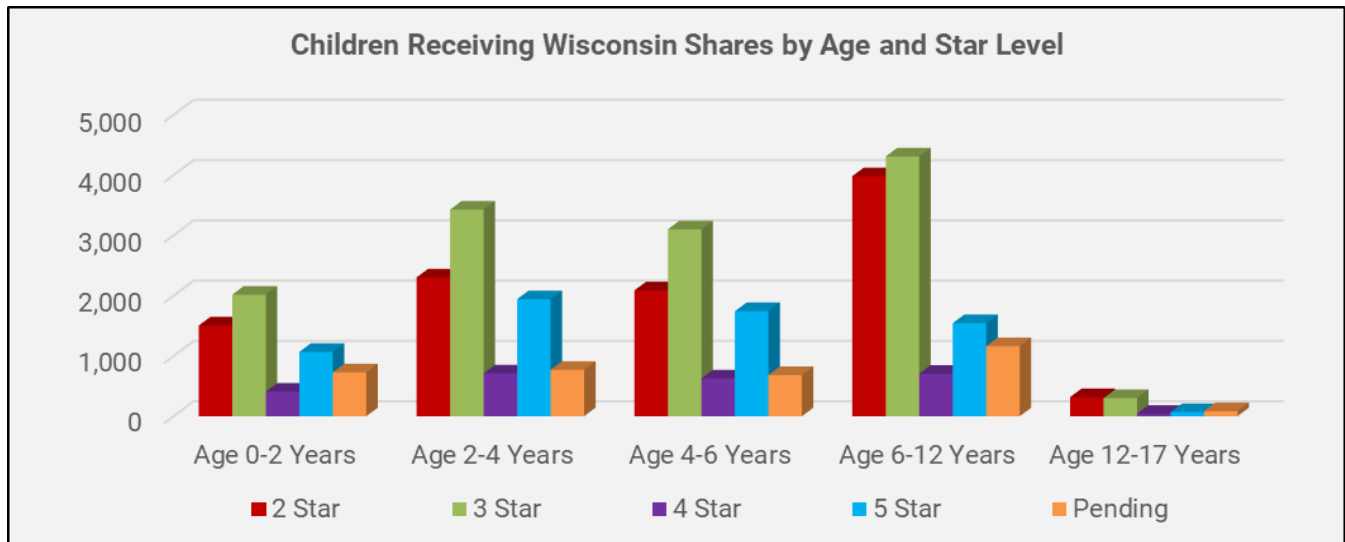
★ **Rating and Wisconsin Shares Data**

In March, the total number of programs currently rated was 3,345. There were an additional 409 programs with pending ratings. There were 2,730 programs with open Wisconsin Shares authorizations when the data was run for this report. There were 35,622 children receiving Wisconsin Shares as shown by region, age, and star level.

	2 Star	3 Star	4 Star	5 Star	Pending	Total
Kenosha/Racine	840	1,326	136	424	332	3,058
Milwaukee	5,917	6,551	1,473	2,812	2,721	19,474
Northeastern	798	2,049	360	863	121	4,191
Northern	270	518	187	205	51	1,231
Southern	1,463	1,815	282	1,643	133	5,336
Western	904	893	51	415	69	2,332
Total	10,192	13,152	2,489	6,362	3,427	35,622

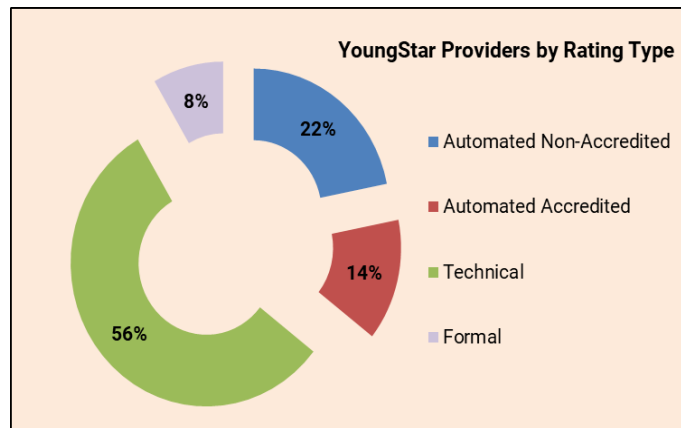


	2 Star	3 Star	4 Star	5 Star	Pending	Total
Age 0-2 Years	1,505	2,016	407	1,067	727	5,722
Age 2-4 Years	2,302	3,428	710	1,940	769	9,149
Age 4-6 Years	2,087	3,100	626	1,743	683	8,239
Age 6-12 Years	3,981	4,308	705	1,544	1,163	11,701
Age 12-17 Years	317	300	41	68	85	811
Total	10,192	13,152	2,489	6,362	3,427	35,622



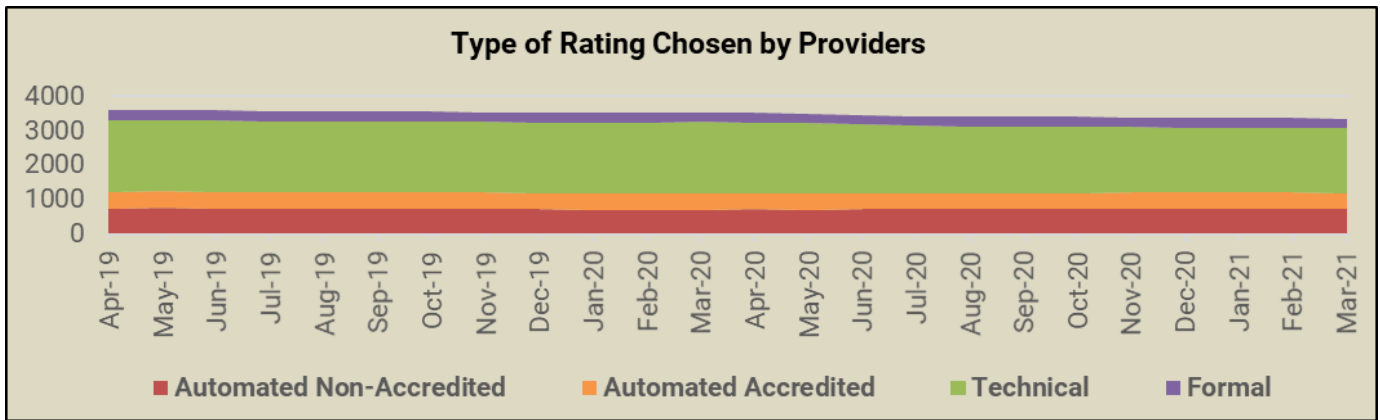
Rating History and Composition:

The composition of currently rated programs is shown below for March.

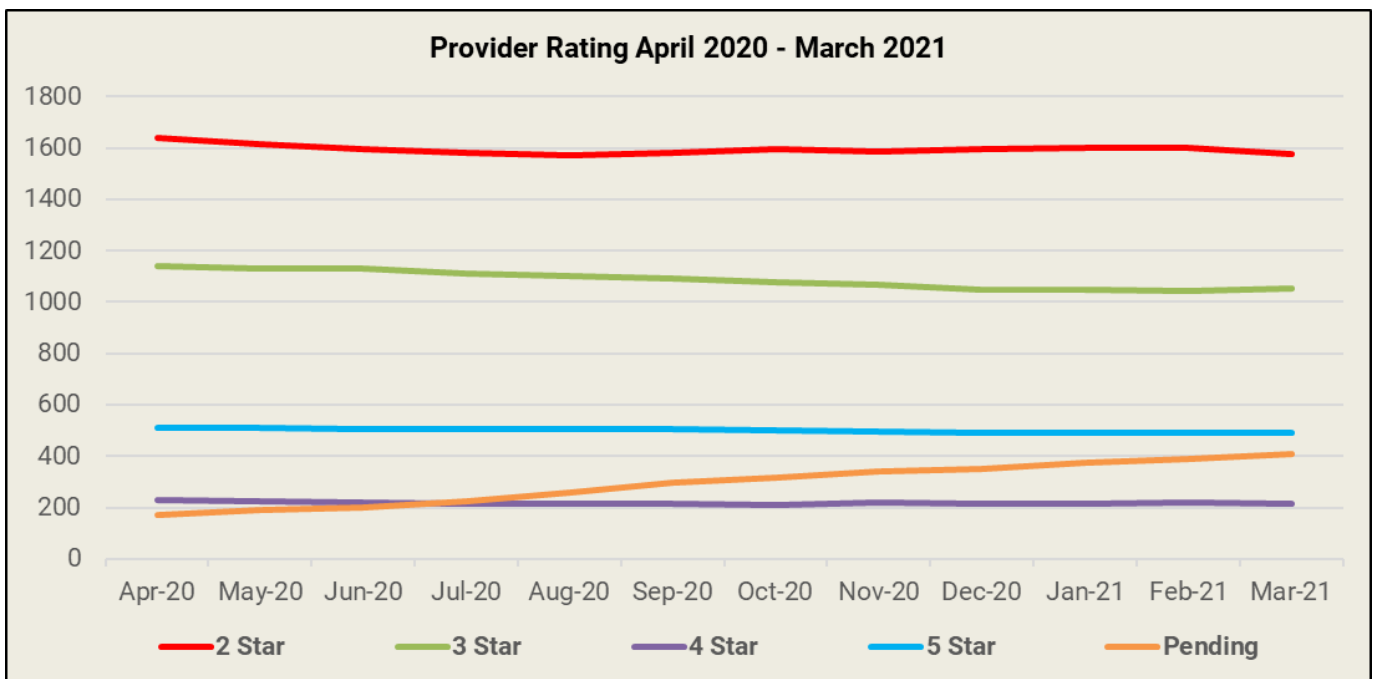


Data as of 3/31/2021

The graph below shows the movement in rating type chosen by providers over the past two years.



The graph below shows movement in rating levels for providers over the past year.

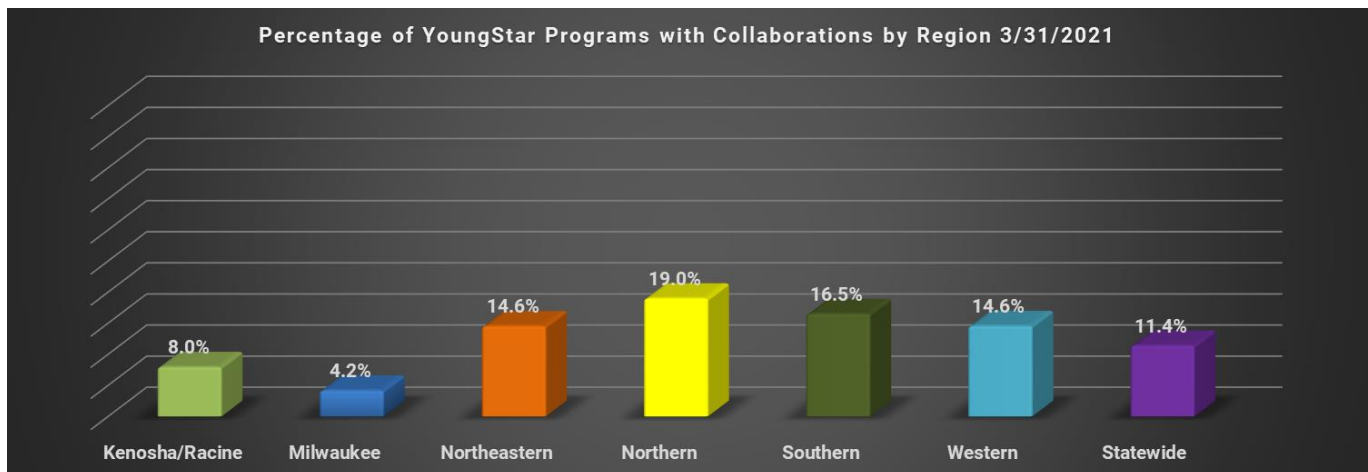
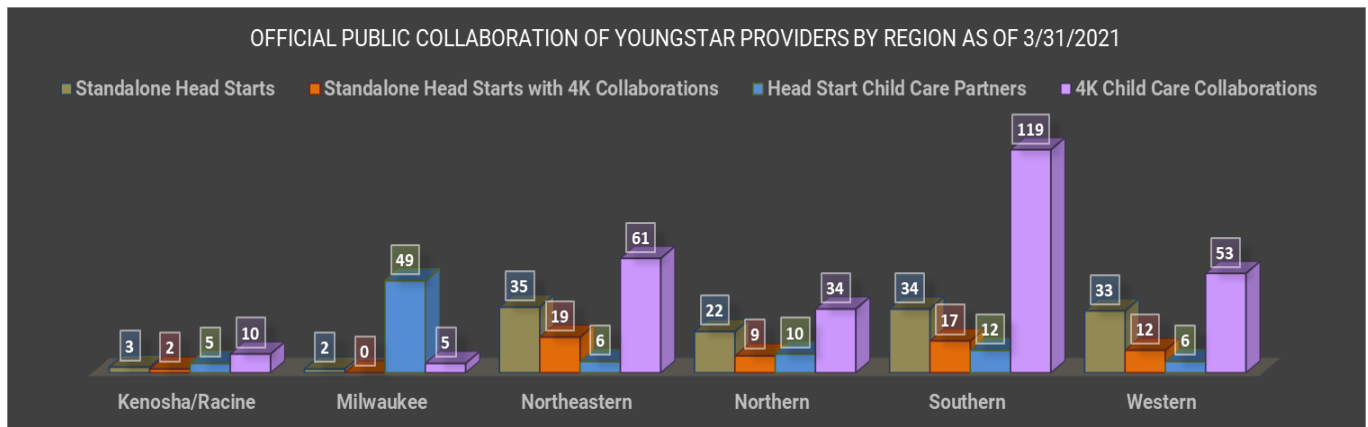


Please see <https://dcf.wisconsin.gov/youngstar/program/impact> for more details.

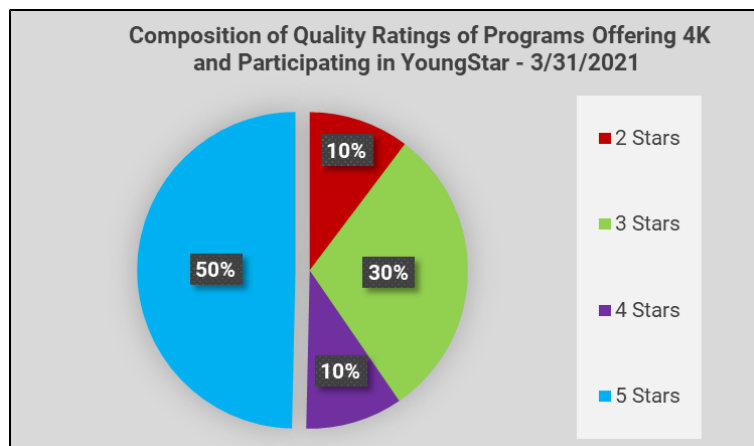
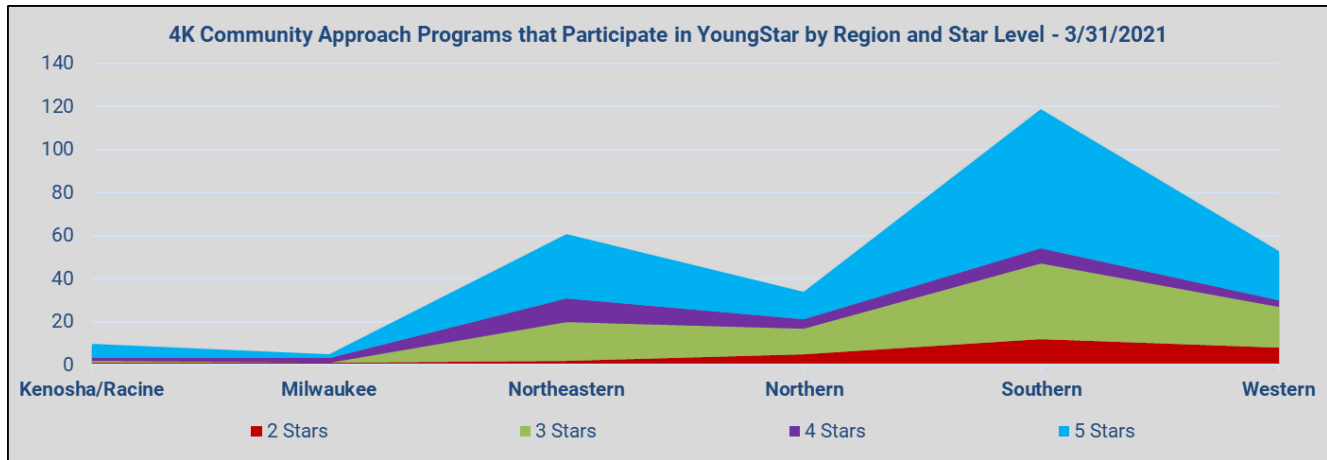
Data as of 3/31/2021

YoungStar Data on Partnerships as of 3/31/2021:

Region	Standalone Head Starts	Standalone Head Starts with 4K Collaborations	Head Start Child Care Partners	4K Child Care Collaborations	YoungStar Providers
Kenosha/Racine	3	2	5	10	213
Milwaukee	2	0	49	5	1287
Northeastern	35	19	6	61	591
Northern	22	9	10	34	279
Southern	34	17	12	119	897
Western	33	12	6	53	487
Total	129	59	88	282	3754



Data as of 3/31/2021



The Head Start/4K Child Care Collaboration information is based on returned surveys and all programs may not be included.

Data as of 3/31/2021