

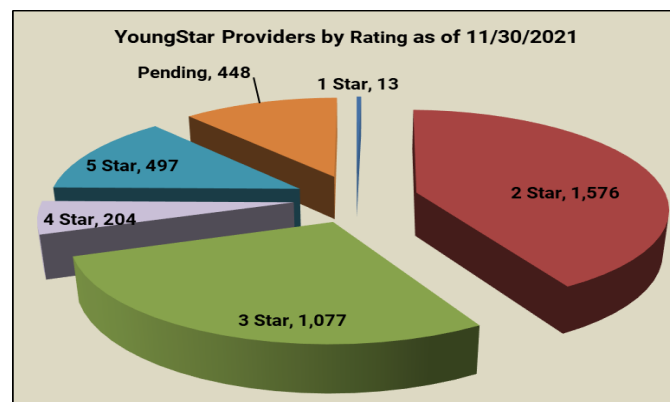
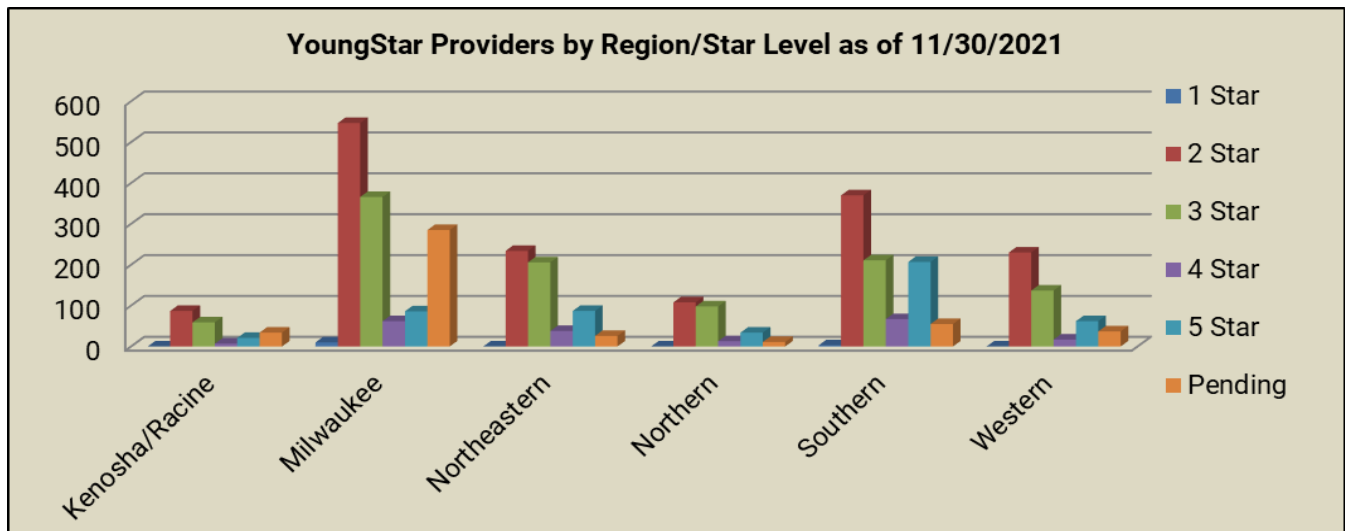
## Narrative of Monthly Report November 2021

For the month of November, the following are notable YoungStar statistics.

★ **Participation and Rating Composition:**

We currently have 3,815 programs participating in YoungStar. This is an increase of 53 programs as compared to October. The chart and graph below show the rating composition by region for the current month.

	1 Star	2 Star	3 Star	4 Star	5 Star	Pending	TOTAL
<b>Kenosha/Racine</b>	0	87	59	7	21	34	<b>208</b>
<b>Milwaukee</b>	10	547	366	62	86	285	<b>1,356</b>
<b>Northeastern</b>	0	234	206	38	87	26	<b>591</b>
<b>Northern</b>	0	108	98	13	34	11	<b>264</b>
<b>Southern</b>	3	370	211	67	207	55	<b>913</b>
<b>Western</b>	0	230	137	17	62	37	<b>483</b>
<b>Total</b>	<b>13</b>	<b>1,576</b>	<b>1,077</b>	<b>204</b>	<b>497</b>	<b>448</b>	<b>3,815</b>

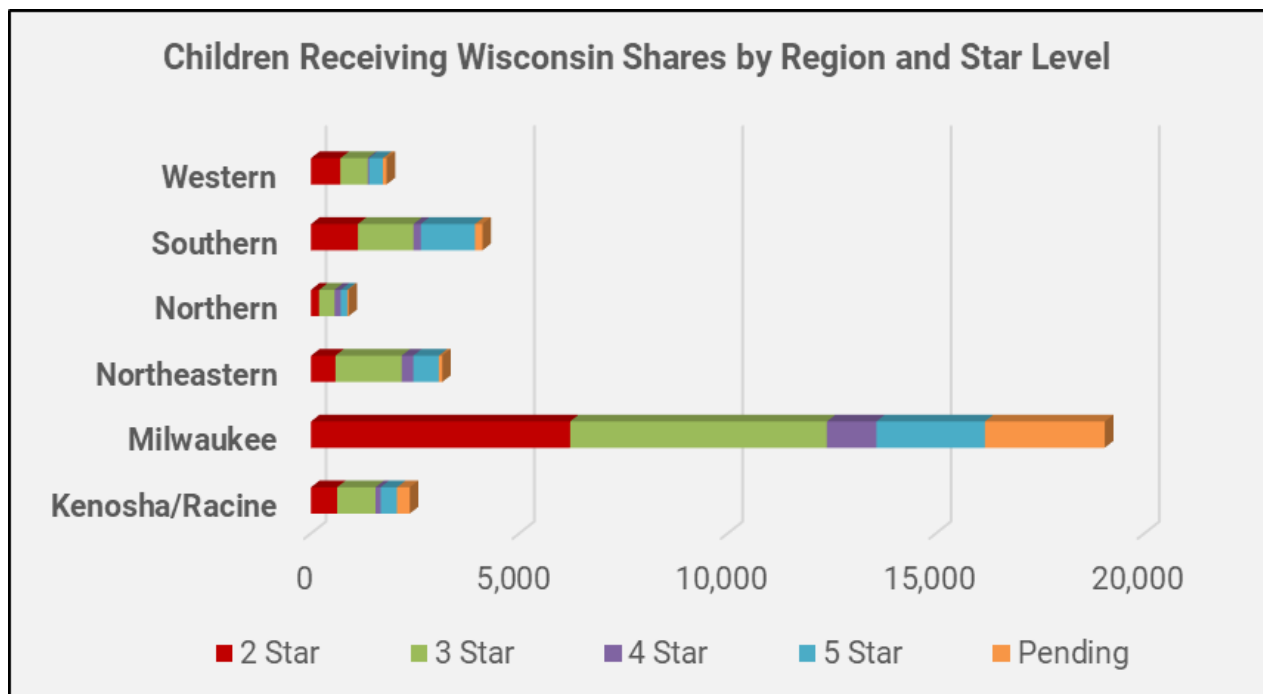


Data as of 11/30/2021

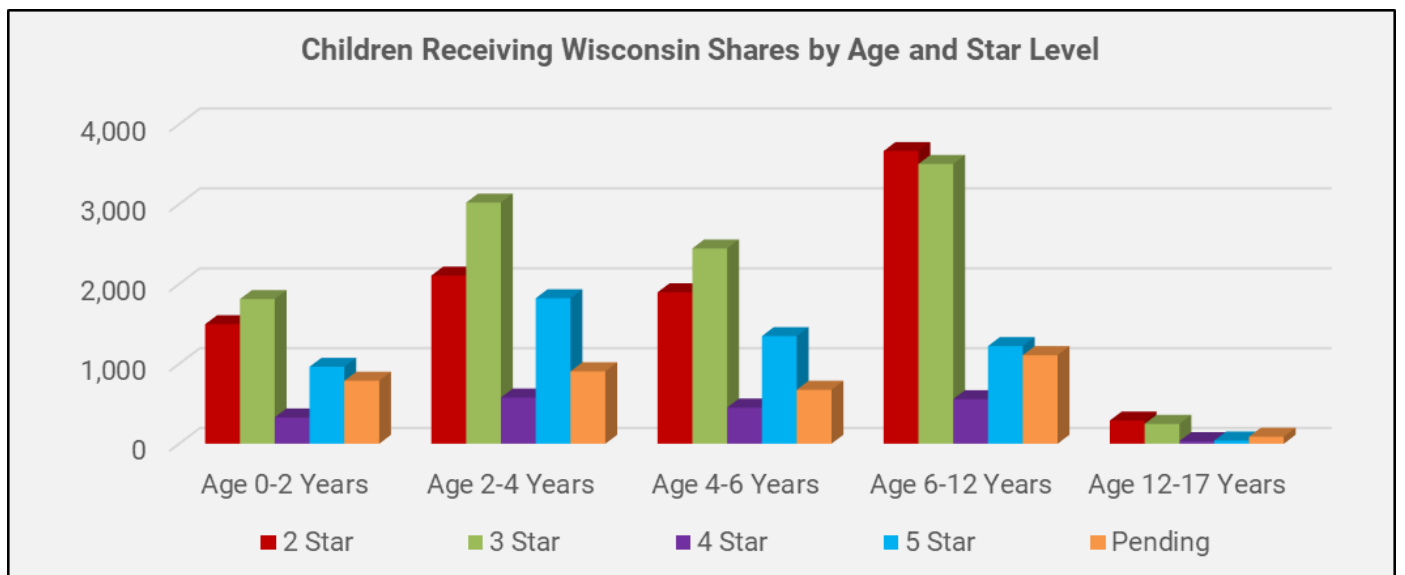
★ **Rating and Wisconsin Shares Data**

In November, the total number of programs currently rated was 3,367. There were an additional 448 programs with pending ratings. There were 2,567 programs with open Wisconsin Shares authorizations when the data was run for this report. There were 31,402 children receiving Wisconsin Shares as shown by region, age, and star level.

	2 Star	3 Star	4 Star	5 Star	Pending	Total
<b>Kenosha/Racine</b>	626	920	124	393	308	2,371
<b>Milwaukee</b>	6,218	6,160	1,190	2,603	2,880	19,051
<b>Northeastern</b>	586	1,589	279	612	83	3,149
<b>Northern</b>	194	370	148	159	30	901
<b>Southern</b>	1,127	1,334	177	1,298	179	4,115
<b>Western</b>	704	656	35	331	89	1,815
<b>Total</b>	<b>9,455</b>	<b>11,029</b>	<b>1,953</b>	<b>5,396</b>	<b>3,569</b>	<b>31,402</b>

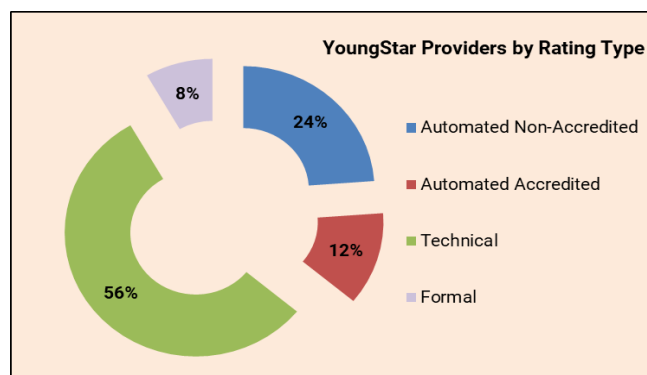


	2 Star	3 Star	4 Star	5 Star	Pending	Total
Age 0-2 Years	1,497	1,811	330	963	789	5,390
Age 2-4 Years	2,106	3,020	579	1,822	907	8,434
Age 4-6 Years	1,896	2,445	453	1,348	676	6,818
Age 6-12 Years	3,665	3,504	558	1,223	1,109	10,059
Age 12-17 Years	291	249	33	40	88	701
<b>Total</b>	<b>9,455</b>	<b>11,029</b>	<b>1,953</b>	<b>5,396</b>	<b>3,569</b>	<b>31,402</b>



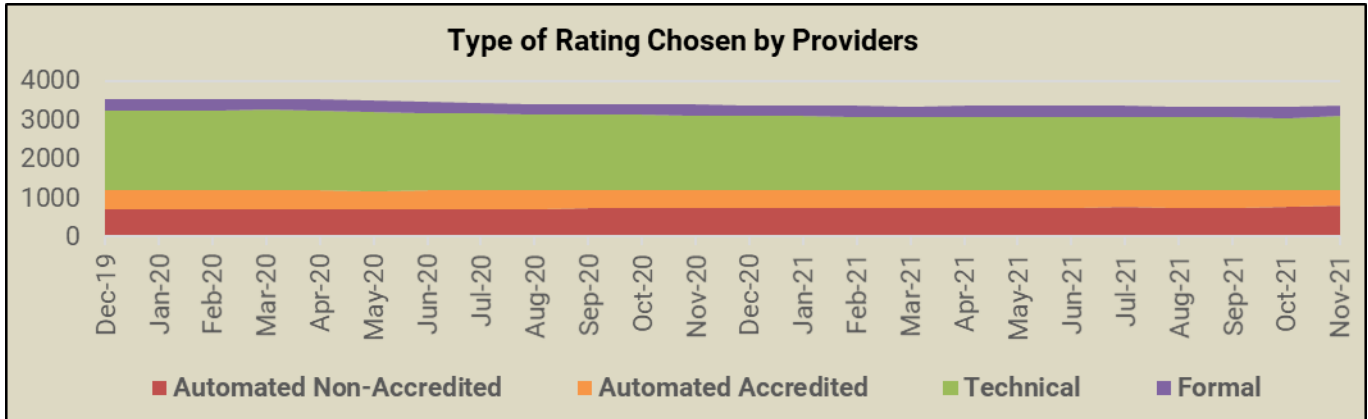
**Rating History and Composition:**

The composition of currently rated programs is shown below for November.

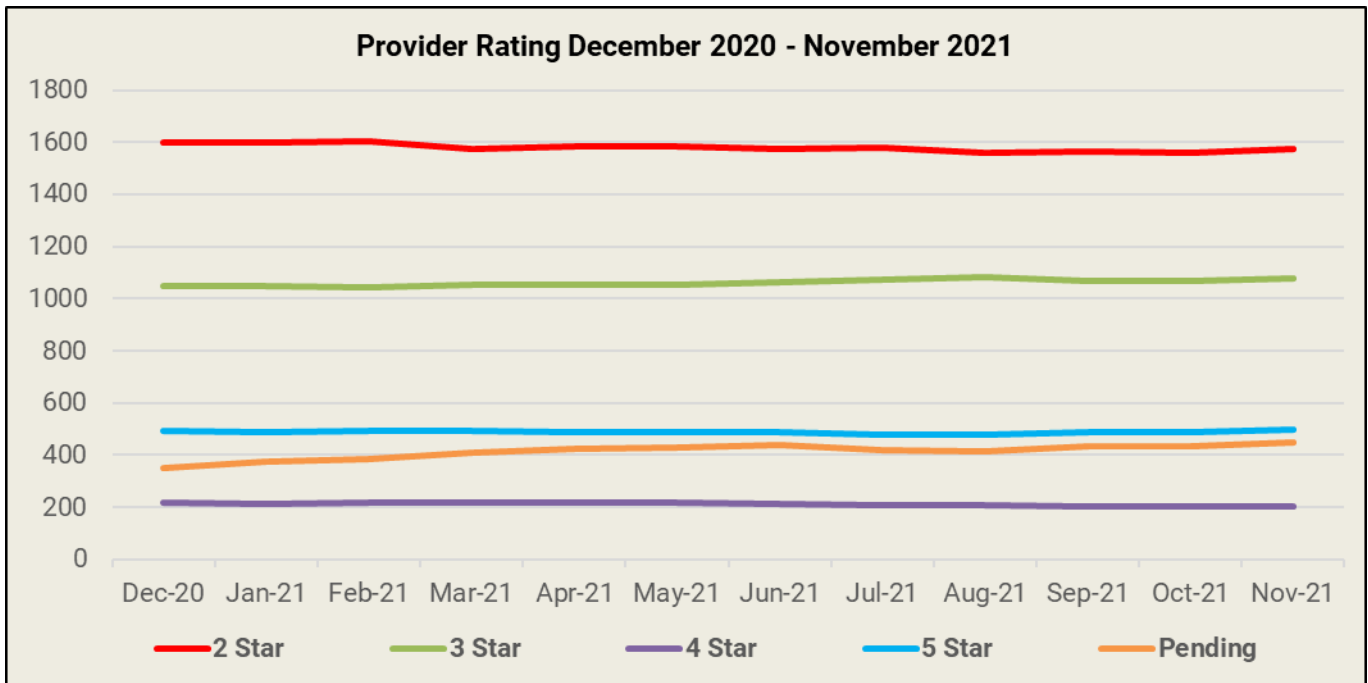


Data as of 11/30/2021

The graph below shows the movement in rating type chosen by providers over the past two years.



The graph below shows movement in rating levels for providers over the past year.

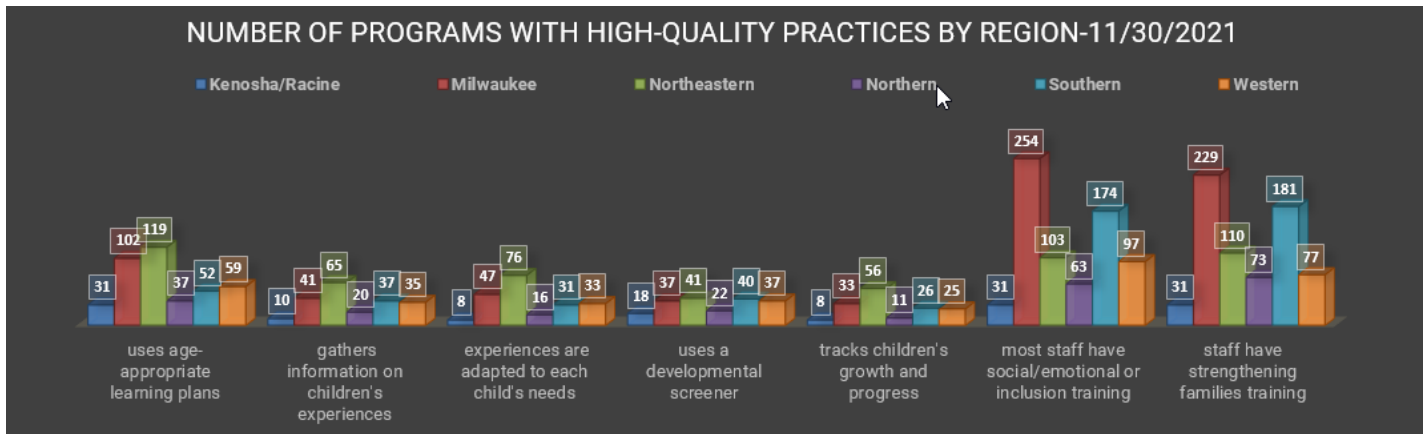


Data as of 11/30/2021

### High-Quality Practices:

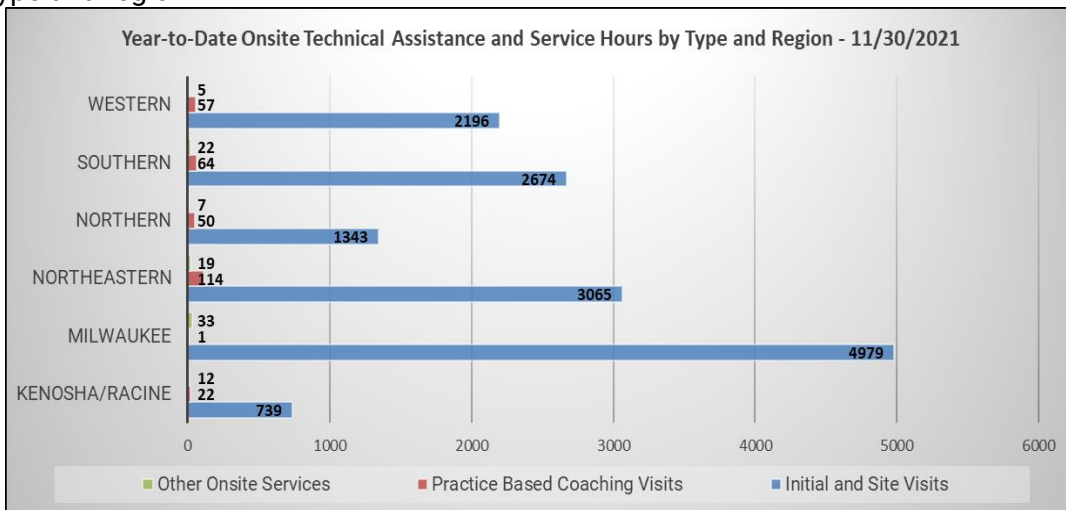
As part of the YoungStar evaluation process, programs can be evaluated for having key high-quality practices. The number of programs with high-quality practices is shown below by region.

9/30/2021	uses age-appropriate learning plans	gathers information on children's experiences	experiences are adapted to each child's needs	uses a developmental screener	tracks children's growth and progress	most staff have social/emotional or inclusion training	staff have strengthening families training
Kenosha/Racine	31	10	8	18	8	31	31
Milwaukee	102	41	47	37	33	254	229
Northeastern	119	65	76	41	56	103	110
Northern	37	20	16	22	11	63	73
Southern	52	37	31	40	26	174	181
Western	59	35	33	37	25	97	77
<b>Total</b>	<b>400</b>	<b>208</b>	<b>211</b>	<b>195</b>	<b>159</b>	<b>722</b>	<b>701</b>



### Onsite Services:

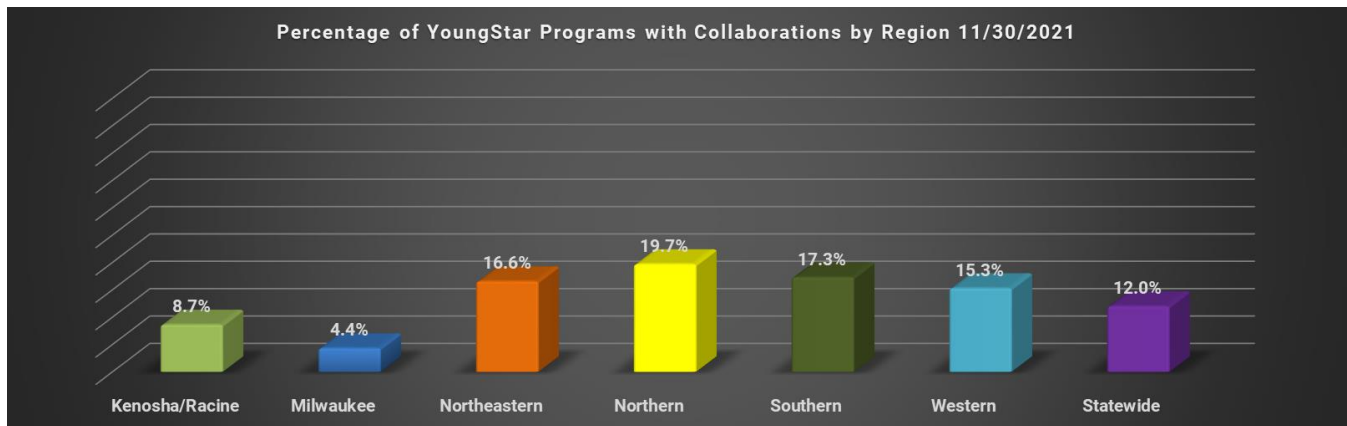
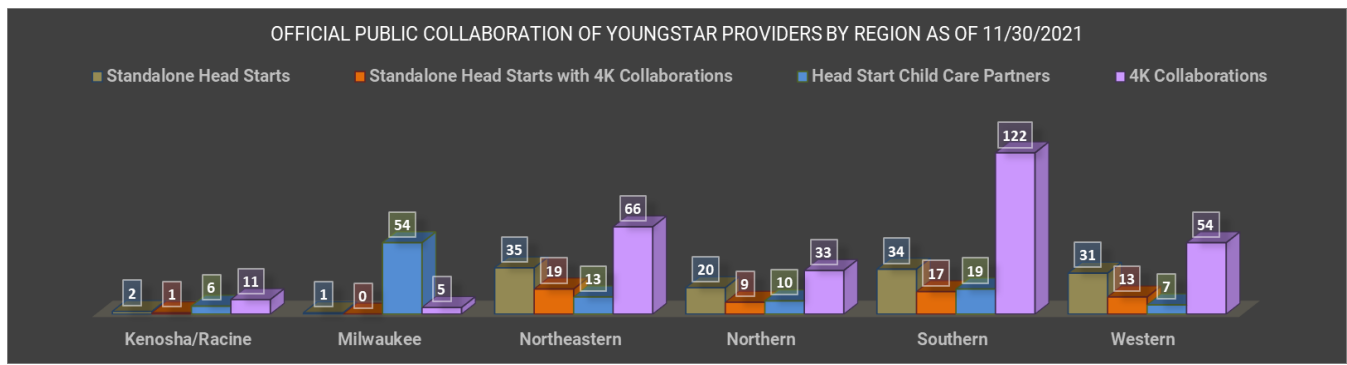
YoungStar provides thousands of hours of onsite technical assistance and other services every year to help early care programs with quality improvement across the state. Onsite services include things like site visits, practice based coaching services, and formal rating verification visits. The number of hours provided year-to-date are shown in the chart below by type and region.



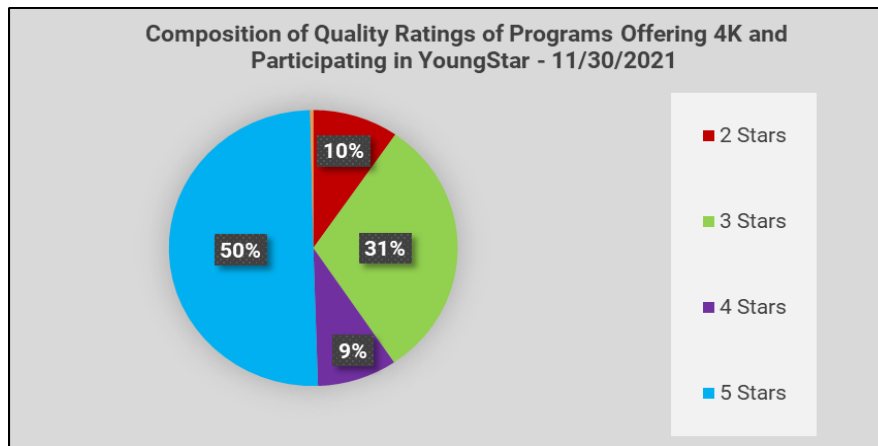
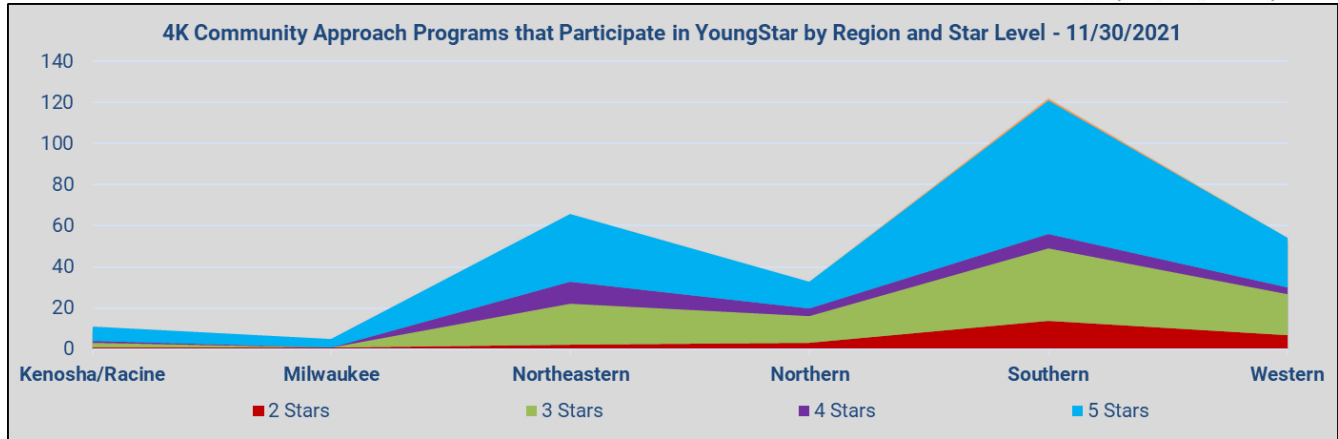
Data as of 11/30/2021

### YoungStar Data on Partnerships as of 11/30/2021:

Region	Standalone Head Starts	Standalone Head Starts with 4K Collaborations	Head Start Child Care Partners	4K Collaborations	YoungStar Providers
Kenosha/Racine	2	1	6	11	208
Milwaukee	1	0	54	5	1356
Northeastern	35	19	13	66	591
Northern	20	9	10	33	264
Southern	34	17	19	122	913
Western	31	13	7	54	483
<b>Total</b>	<b>123</b>	<b>59</b>	<b>109</b>	<b>291</b>	<b>3815</b>



Data as of 11/30/2021



The Head Start/4K Child Care Collaboration information is based on returned surveys and all programs may not be included.

Please see <https://dcf.wisconsin.gov/youngstar/program/impact> for more details.