

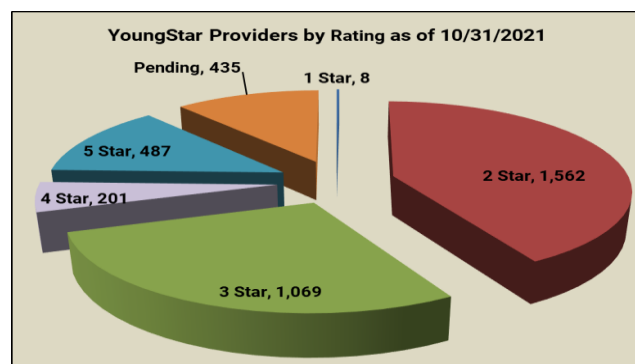
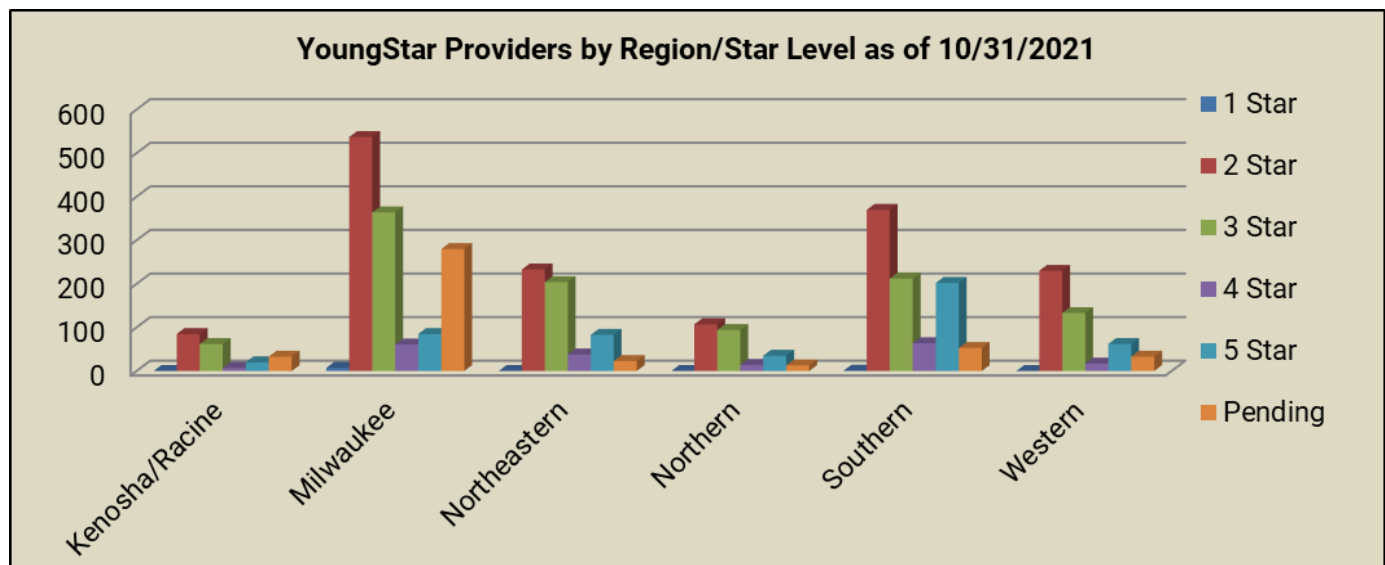
Narrative of Monthly Report October 2021

For the month of October, the following are notable YoungStar statistics.

★ **Participation and Rating Composition:**

We currently have 3,762 programs participating in YoungStar. This is a decrease of 8 programs as compared to September. The chart and graph below show the rating composition by region for the current month.

	1 Star	2 Star	3 Star	4 Star	5 Star	Pending	TOTAL
Kenosha/Racine	0	85	62	7	20	33	207
Milwaukee	7	537	364	61	85	280	1,334
Northeastern	0	233	204	38	83	23	581
Northern	0	107	94	14	35	13	263
Southern	1	370	212	64	202	53	902
Western	0	230	133	17	62	33	475
Total	8	1,562	1,069	201	487	435	3,762

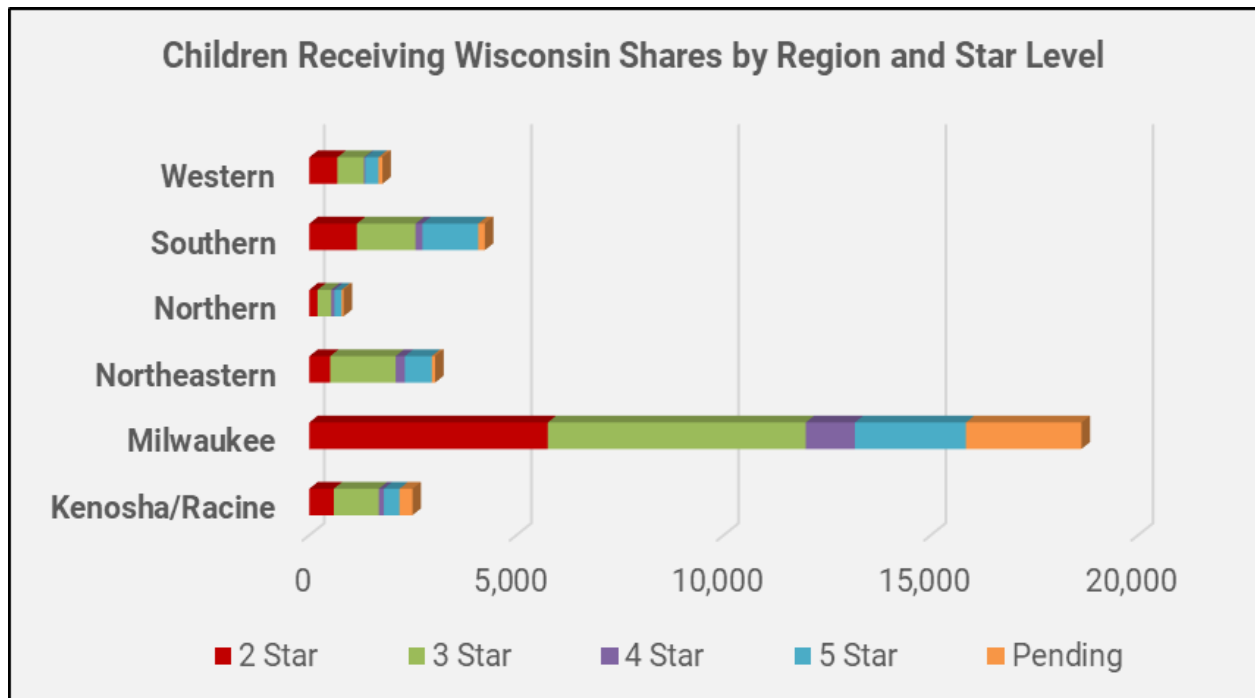


Data as of 10/31/2021

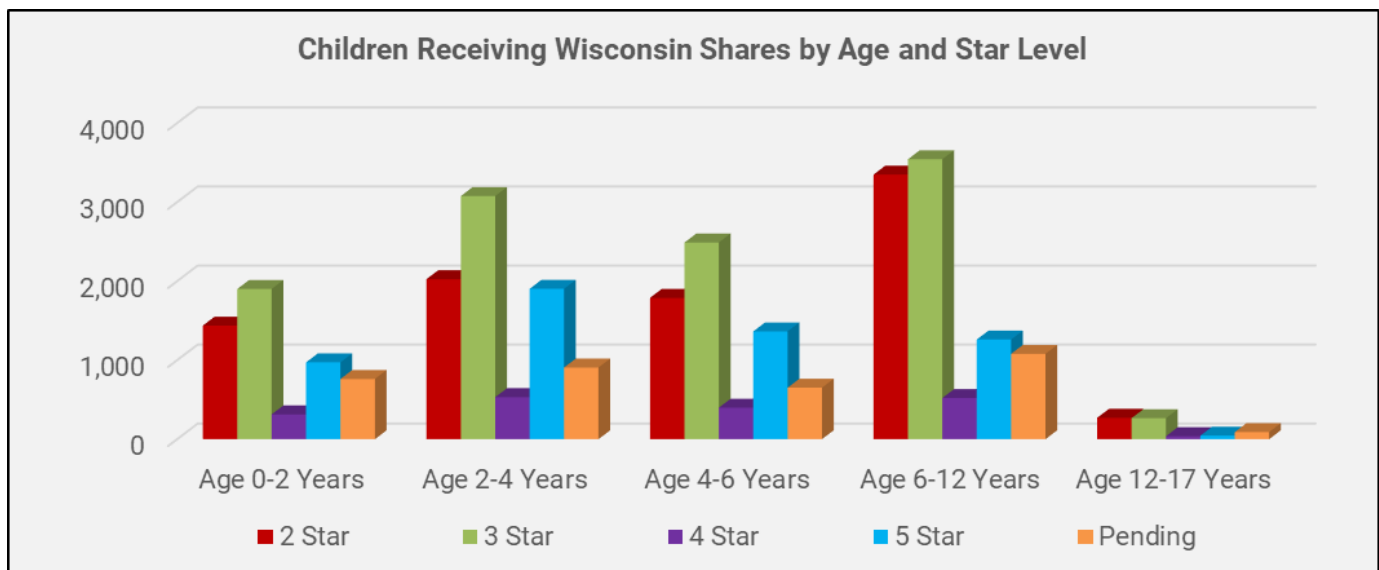
★ **Rating and Wisconsin Shares Data**

In October, the total number of programs currently rated was 3,327. There were an additional 435 programs with pending ratings. There were 2,507 programs with open Wisconsin Shares authorizations when the data was run for this report. There were 30,989 children receiving Wisconsin Shares as shown by region, age, and star level.

	2 Star	3 Star	4 Star	5 Star	Pending	Total
Kenosha/Racine	593	1,082	124	378	313	2,490
Milwaukee	5,753	6,228	1,185	2,680	2,790	18,636
Northeastern	503	1,579	225	647	83	3,037
Northern	197	331	76	172	51	827
Southern	1,147	1,416	166	1,348	159	4,236
Western	678	640	29	321	95	1,763
Total	8,871	11,276	1,805	5,546	3,491	30,989

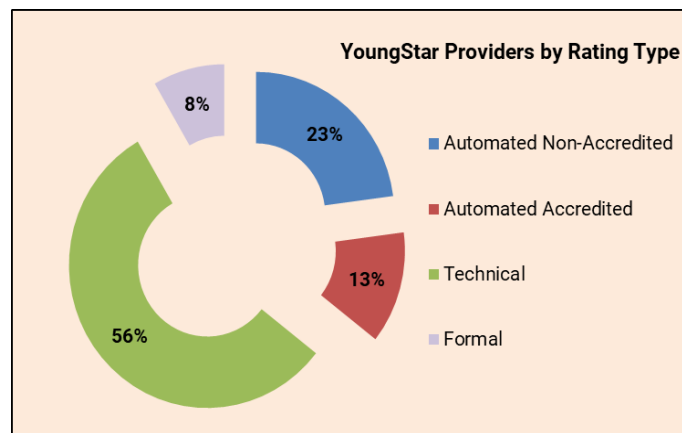


	2 Star	3 Star	4 Star	5 Star	Pending	Total
Age 0-2 Years	1,438	1,902	314	973	762	5,389
Age 2-4 Years	2,025	3,077	533	1,903	907	8,445
Age 4-6 Years	1,788	2,489	399	1,364	652	6,692
Age 6-12 Years	3,349	3,542	521	1,261	1,080	9,753
Age 12-17 Years	271	266	38	45	90	710
Total	8,871	11,276	1,805	5,546	3,491	30,989



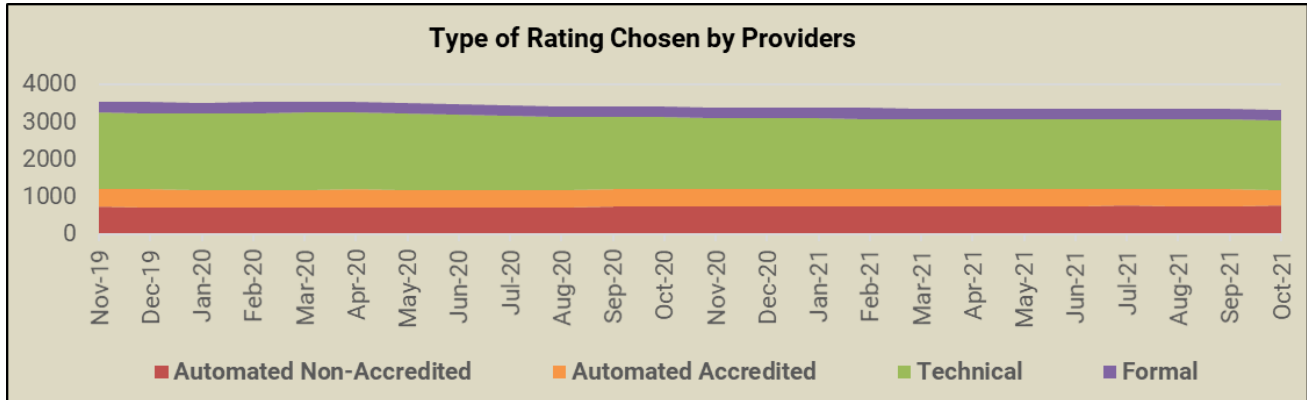
Rating History and Composition:

The composition of currently rated programs is shown below for October.

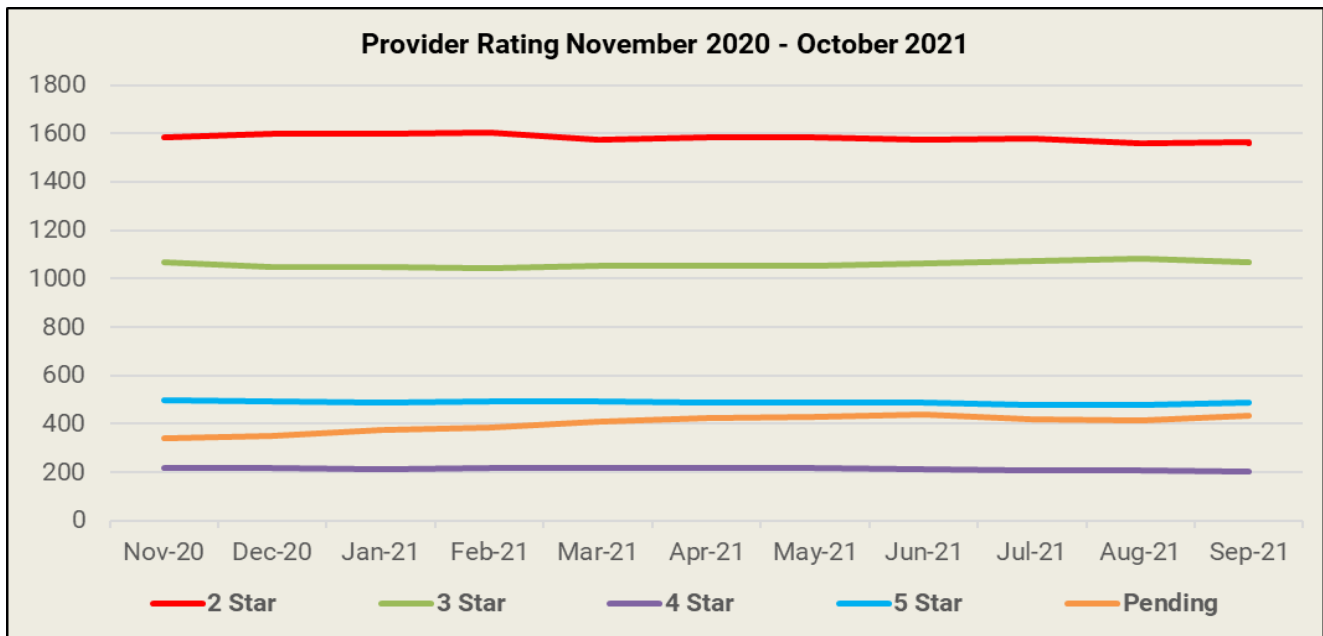


Data as of 10/31/2021

The graph below shows the movement in rating type chosen by providers over the past two years.



The graph below shows movement in rating levels for providers over the past year.

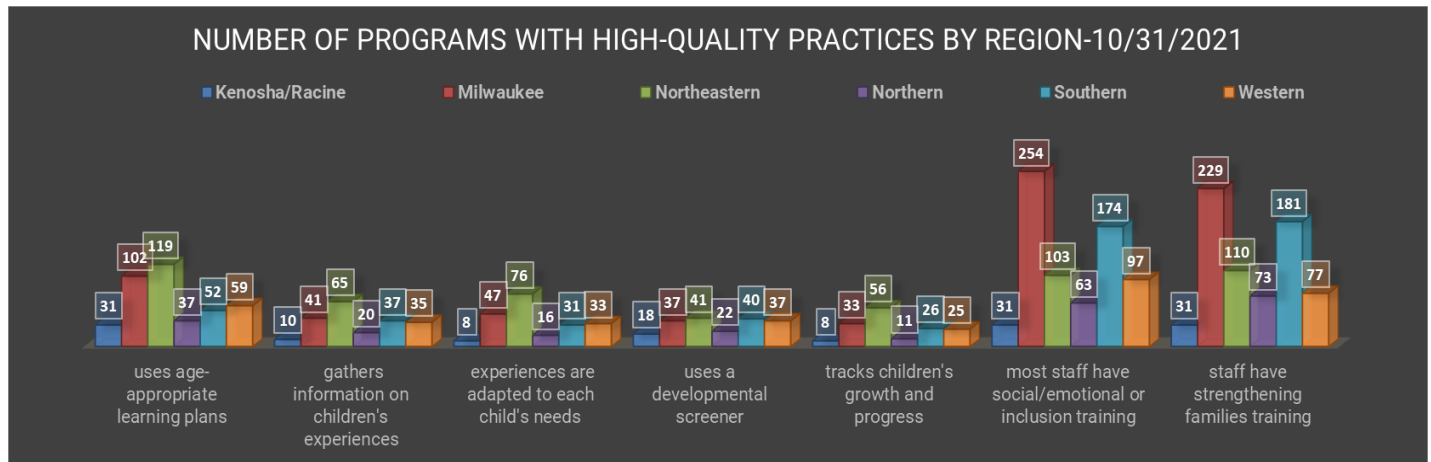


Data as of 10/31/2021

High-Quality Practices:

As part of the YoungStar evaluation process, programs can be evaluated for having key high-quality practices. The number of programs with high-quality practices is shown below by region.

9/30/2021	uses age-appropriate learning plans	gathers information on children's experiences	experiences are adapted to each child's needs	uses a developmental screener	tracks children's growth and progress	most staff have social/emotional or inclusion training	staff have strengthening families training
Kenosha/Racine	31	10	8	18	8	31	31
Milwaukee	102	41	47	37	33	254	229
Northeastern	119	65	76	41	56	103	110
Northern	37	20	16	22	11	63	73
Southern	52	37	31	40	26	174	181
Western	59	35	33	37	25	97	77
Total	400	208	211	195	159	722	701



Onsite Services:

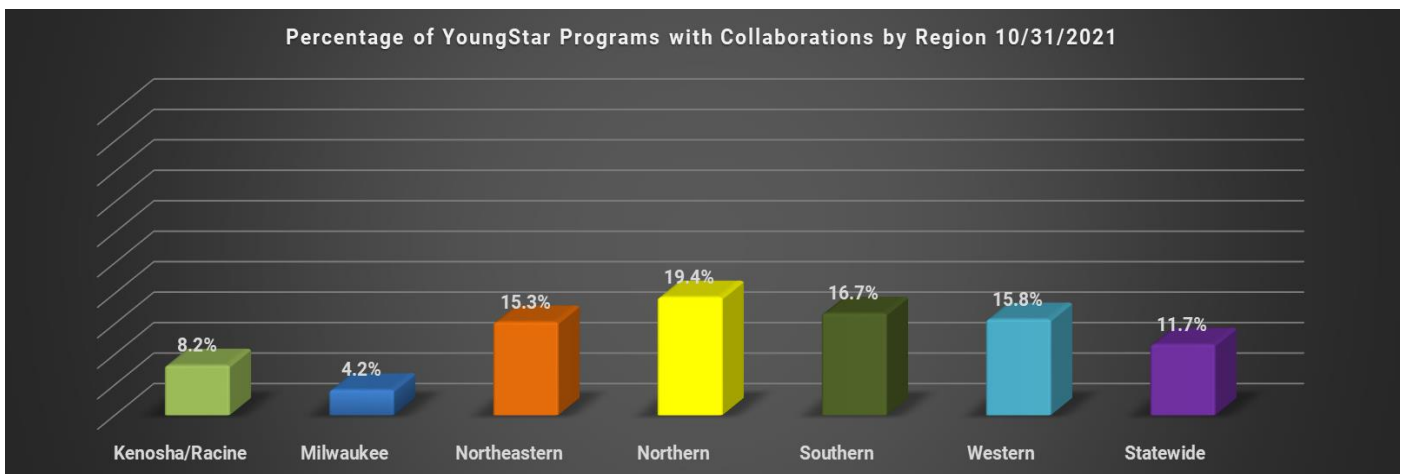
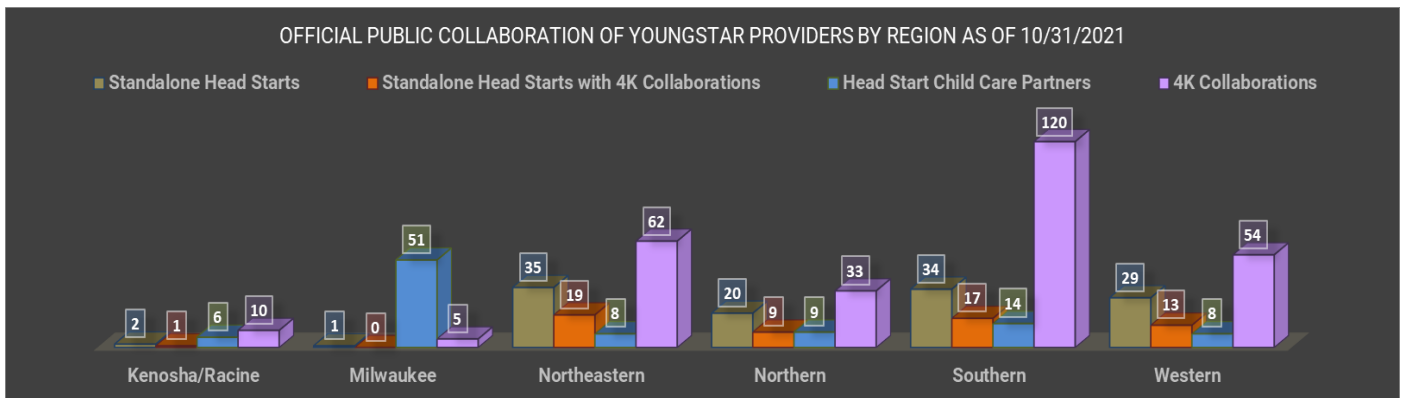
YoungStar provides thousands of hours of onsite technical assistance and other services every year to help early care programs with quality improvement across the state. Onsite services include things like site visits, practice based coaching services, and formal rating verification visits. The number of hours provided year-to-date are shown in the chart below by type and region.



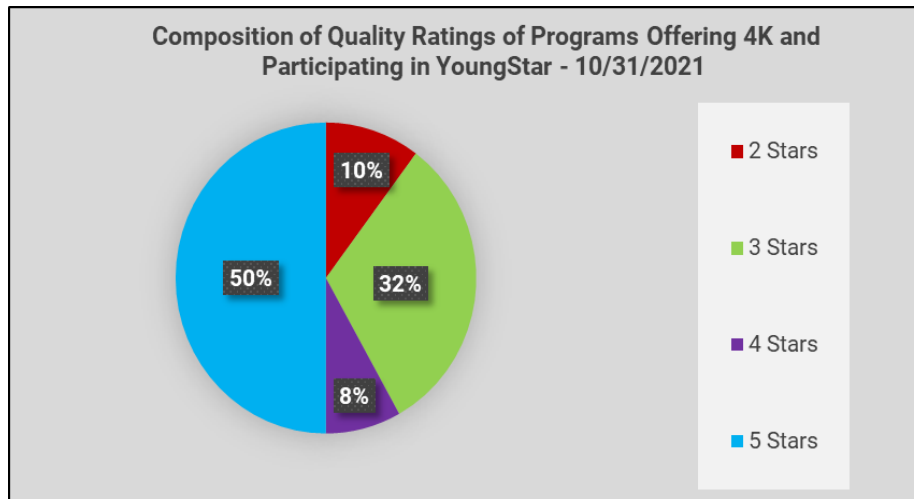
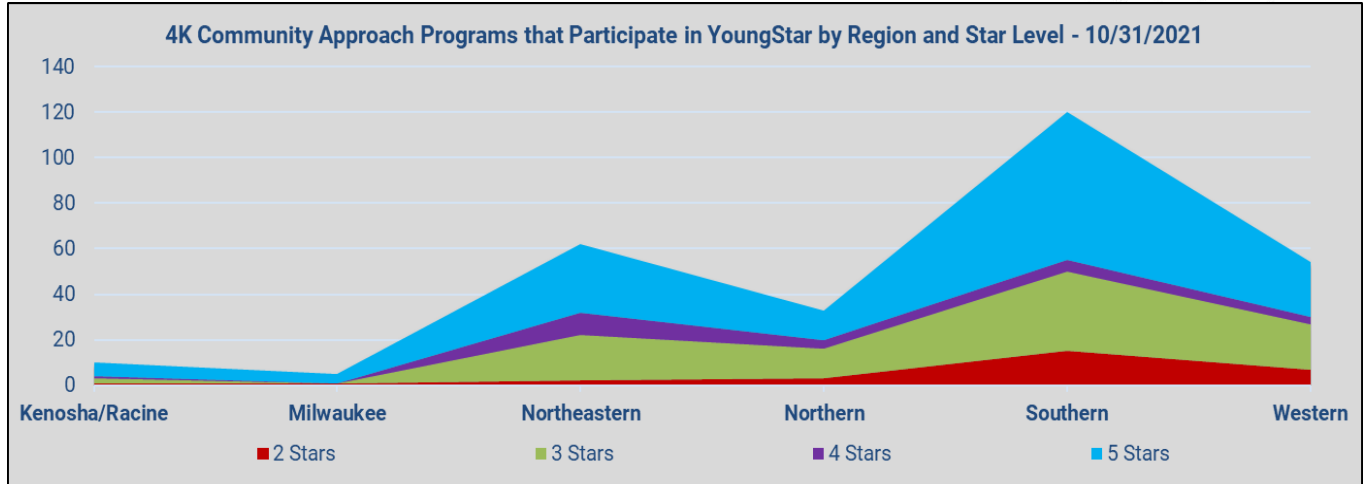
Data as of 10/31/2021

YoungStar Data on Partnerships as of 10/31/2021:

Region	Standalone Head Starts	Standalone Head Starts with 4K Collaborations	Head Start Child Care Partners	4K Collaborations	YoungStar Providers
Kenosha/Racine	2	1	6	10	207
Milwaukee	1	0	51	5	1334
Northeastern	35	19	8	62	581
Northern	20	9	9	33	263
Southern	34	17	14	120	902
Western	29	13	8	54	475
Total	121	59	96	284	3762



Data as of 10/31/2021



The Head Start/4K Child Care Collaboration information is based on returned surveys and all programs may not be included.

Please see <https://dcf.wisconsin.gov/youngstar/program/impact> for more details.

Data as of 10/31/2021