

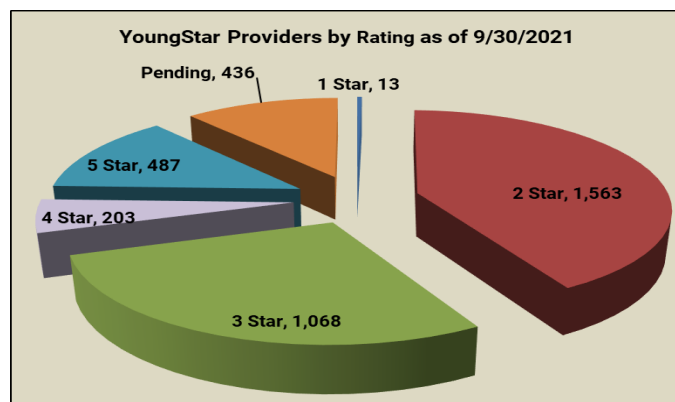
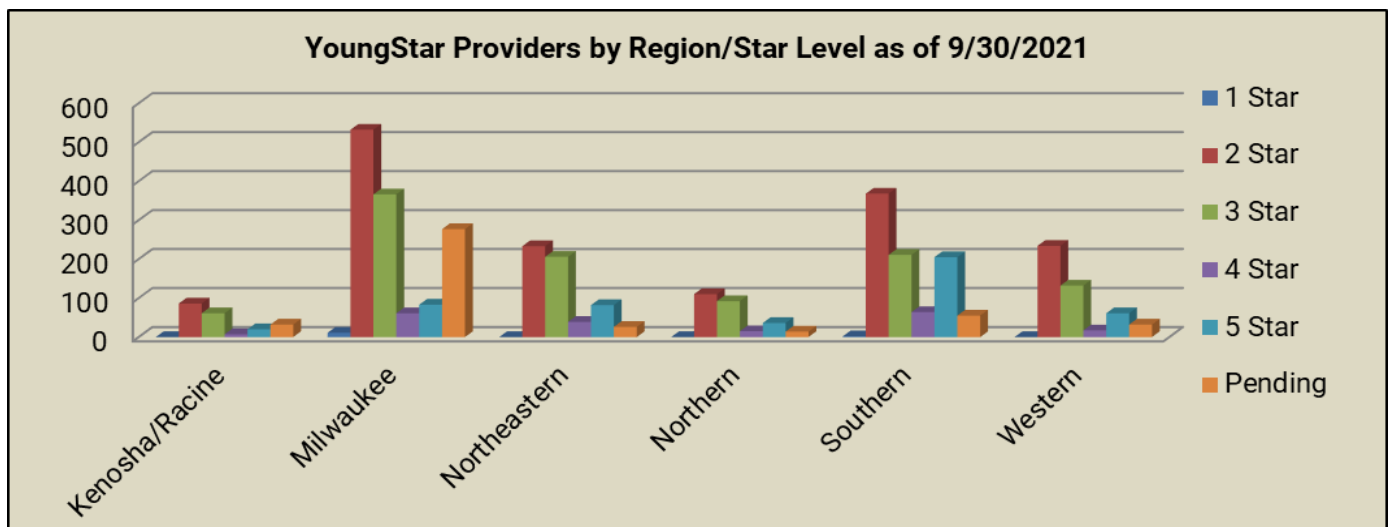
## Narrative of Monthly Report September 2021

For the month of September, the following are notable YoungStar statistics.

★ **Participation and Rating Composition:**

We currently have 3,770 programs participating in YoungStar. This is an increase of 13 programs as compared to August. The chart and graph below show the rating composition by region for the current month.

	1 Star	2 Star	3 Star	4 Star	5 Star	Pending	TOTAL
<b>Kenosha/Racine</b>	0	86	61	7	20	32	<b>206</b>
<b>Milwaukee</b>	11	532	366	61	83	277	<b>1,330</b>
<b>Northeastern</b>	0	233	206	39	82	26	<b>586</b>
<b>Northern</b>	0	110	92	15	36	14	<b>267</b>
<b>Southern</b>	2	368	211	64	205	55	<b>905</b>
<b>Western</b>	0	234	132	17	61	32	<b>476</b>
<b>Total</b>	<b>13</b>	<b>1,563</b>	<b>1,068</b>	<b>203</b>	<b>487</b>	<b>436</b>	<b>3,770</b>

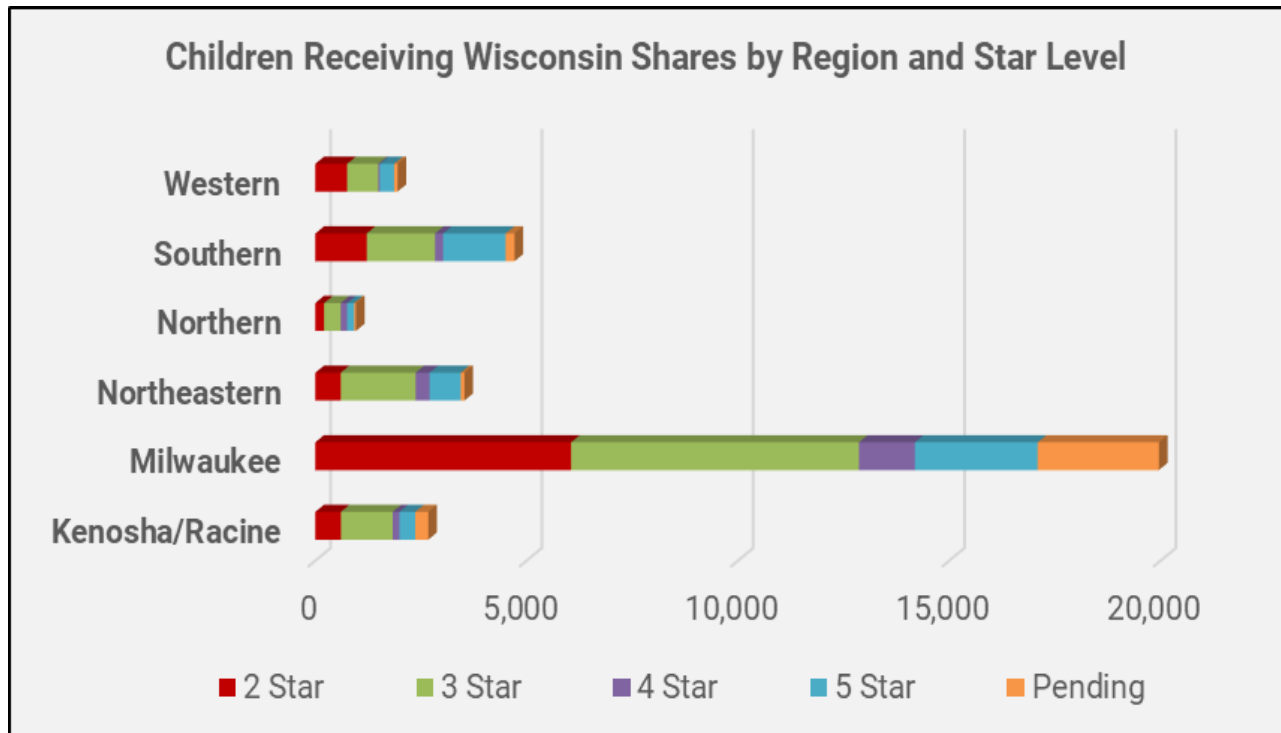


Data as of 9/30/2021

★ **Rating and Wisconsin Shares Data**

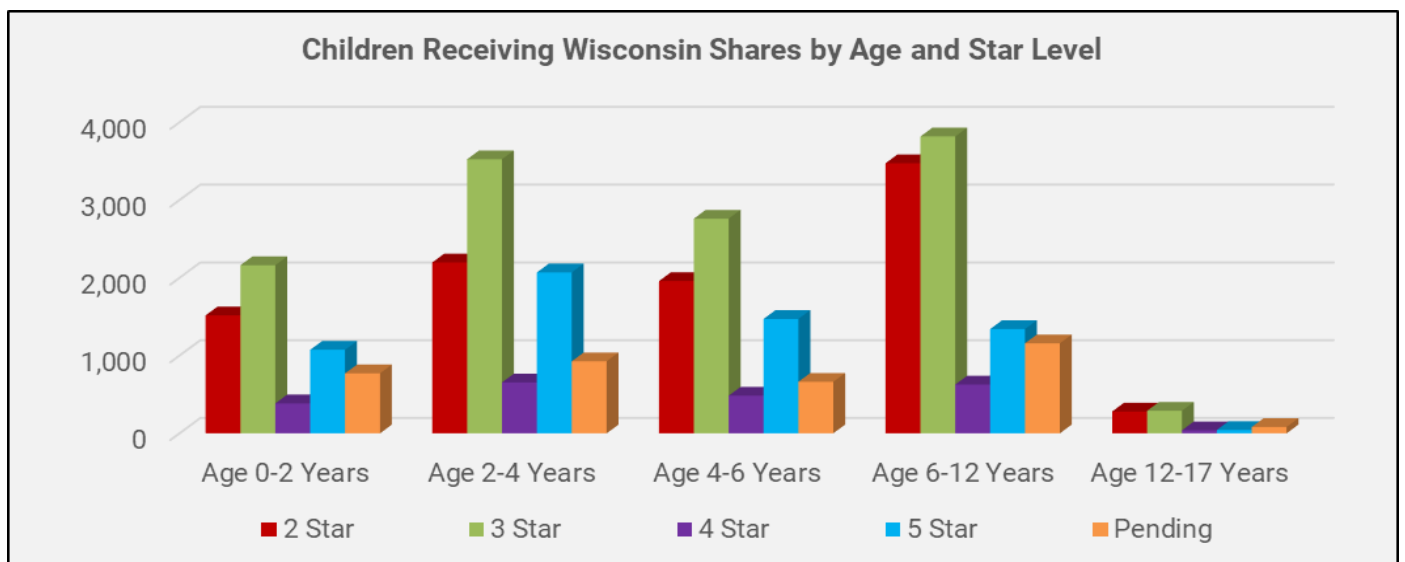
In September, the total number of programs currently rated was 3,334. There were an additional 436 programs with pending ratings. There were 2,760 programs with open Wisconsin Shares authorizations when the data was run for this report. There were 33,776 children receiving Wisconsin Shares as shown by region, age, and star level.

	2 Star	3 Star	4 Star	5 Star	Pending	Total
<b>Kenosha/Racine</b>	603	1,227	159	374	<b>308</b>	<b>2,671</b>
<b>Milwaukee</b>	6,052	6,809	1,325	2,905	<b>2,870</b>	<b>19,961</b>
<b>Northeastern</b>	599	1,772	333	737	<b>86</b>	<b>3,527</b>
<b>Northern</b>	207	392	151	168	<b>41</b>	<b>959</b>
<b>Southern</b>	1,214	1,617	190	1,480	<b>212</b>	<b>4,713</b>
<b>Western</b>	752	738	35	336	<b>84</b>	<b>1,945</b>
<b>Total</b>	<b>9,427</b>	<b>12,555</b>	<b>2,193</b>	<b>6,000</b>	<b>3,601</b>	<b>33,776</b>



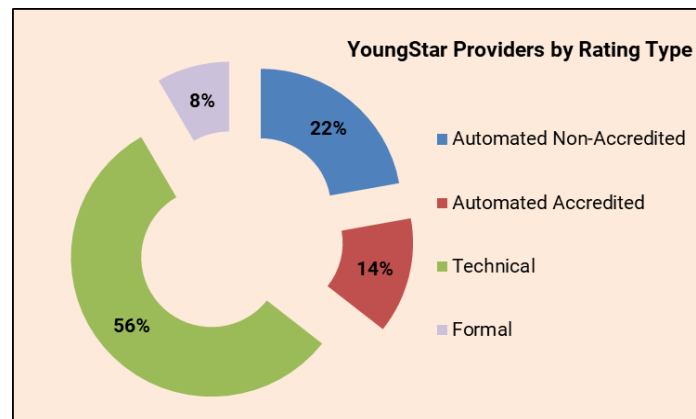
Data as of 9/30/2021

	2 Star	3 Star	4 Star	5 Star	Pending	Total
Age 0-2 Years	1,517	2,162	386	1,075	772	5,912
Age 2-4 Years	2,198	3,524	655	2,070	926	9,373
Age 4-6 Years	1,958	2,760	485	1,471	663	7,337
Age 6-12 Years	3,473	3,818	628	1,341	1,158	10,418
Age 12-17 Years	281	291	39	43	82	736
<b>Total</b>	<b>9,427</b>	<b>12,555</b>	<b>2,193</b>	<b>6,000</b>	<b>3,601</b>	<b>33,776</b>



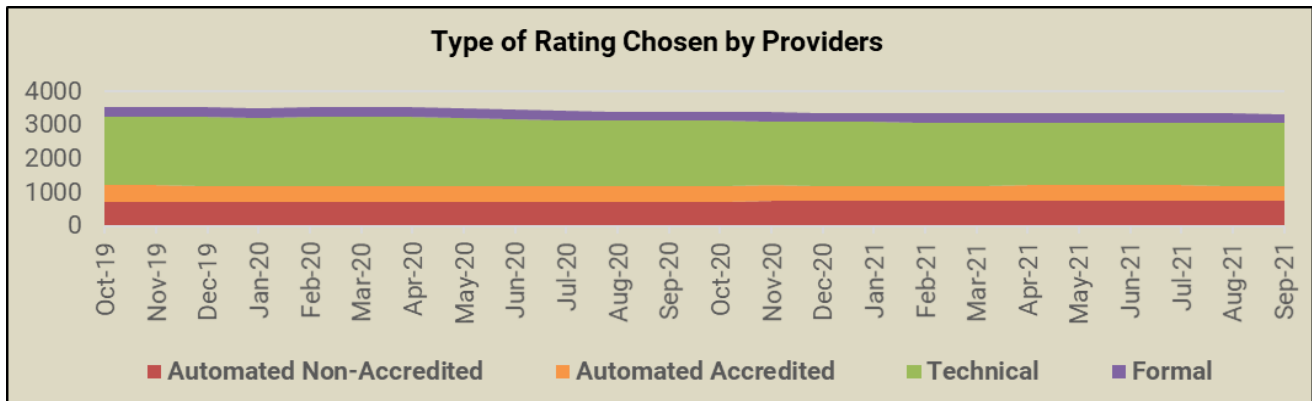
**Rating History and Composition:**

The composition of currently rated programs is shown below for September.

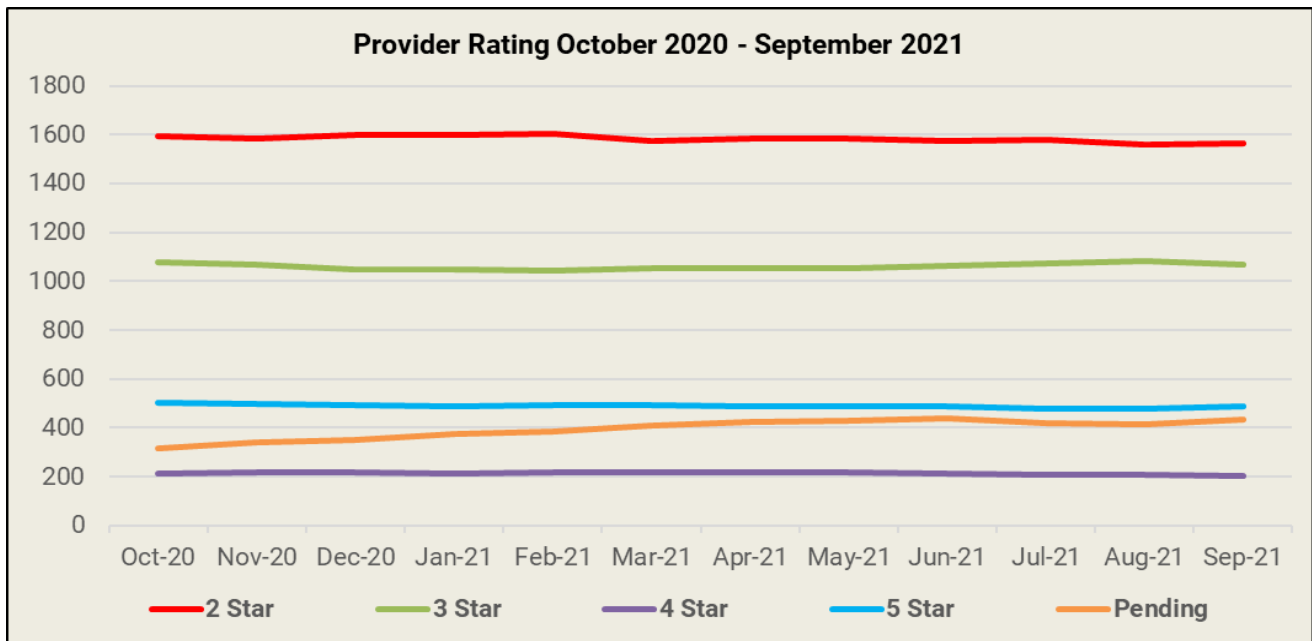


Data as of 9/30/2021

The graph below shows the movement in rating type chosen by providers over the past two years.



The graph below shows movement in rating levels for providers over the past year.

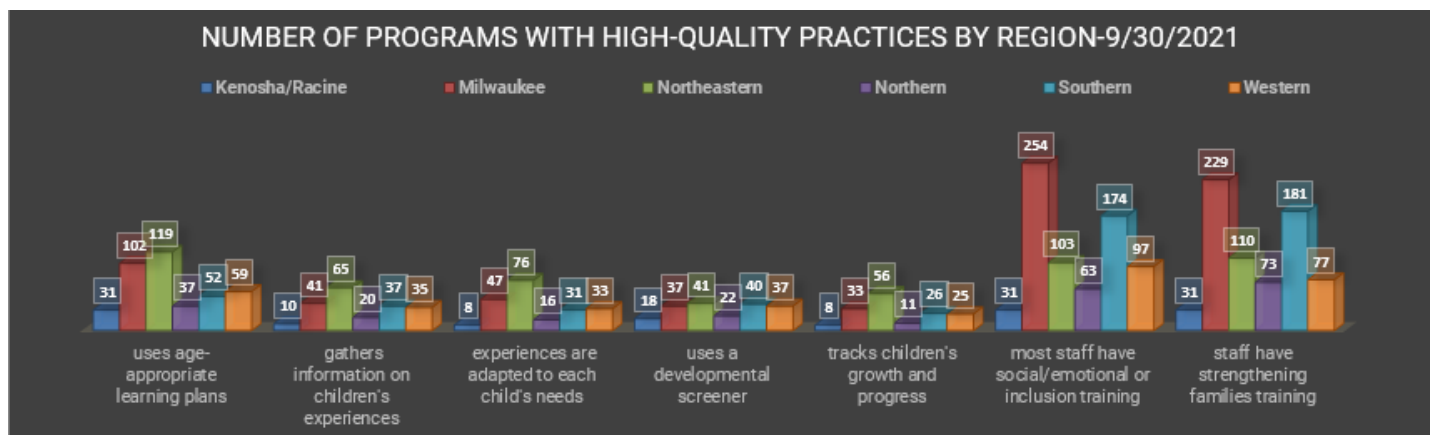


Data as of 9/30/2021

### High-Quality Practices:

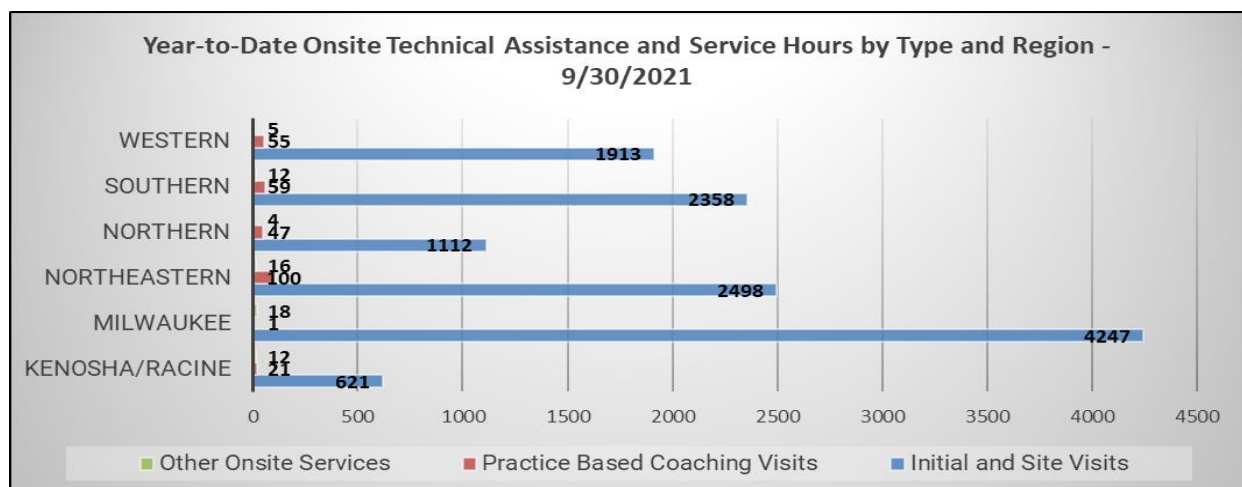
As part of the YoungStar evaluation process, programs can be evaluated for having key high-quality practices. The number of programs with high-quality practices is shown below by region.

9/30/2021	uses age-appropriate learning plans	gathers information on children's experiences	experiences are adapted to each child's needs	uses a developmental screener	tracks children's growth and progress	most staff have social/emotional or inclusion training	staff have strengthening families training
Kenosha/Racine	31	10	8	18	8	31	31
Milwaukee	102	41	47	37	33	254	229
Northeastern	119	65	76	41	56	103	110
Northern	37	20	16	22	11	63	73
Southern	52	37	31	40	26	174	181
Western	59	35	33	37	25	97	77
<b>Total</b>	<b>400</b>	<b>208</b>	<b>211</b>	<b>195</b>	<b>159</b>	<b>722</b>	<b>701</b>



### Onsite Services:

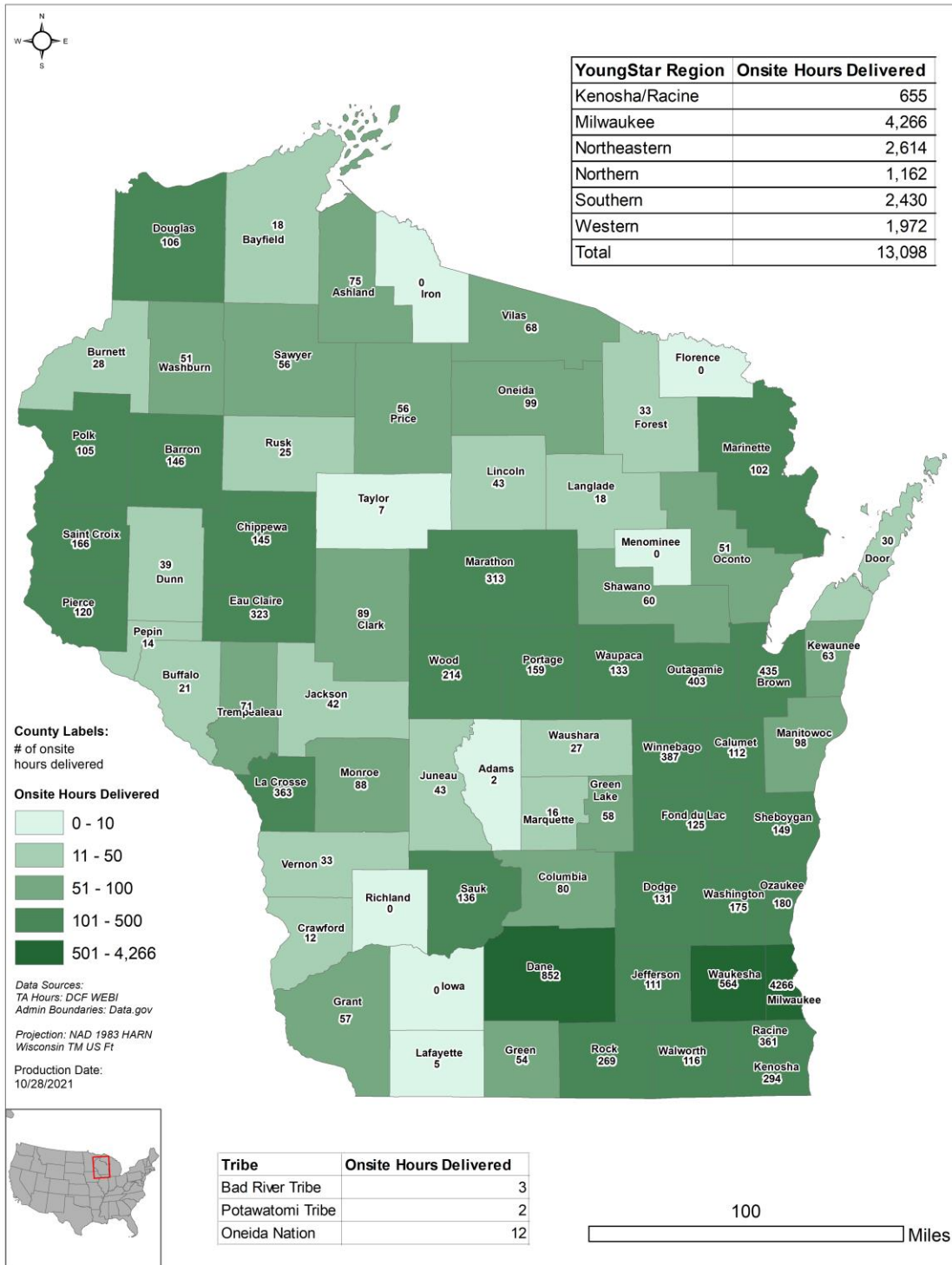
YoungStar provides thousands of hours of onsite technical assistance and other services every year to help early care programs with quality improvement across the state. Onsite services include things like site visits, practice based coaching services, and formal rating verification visits. The number of hours provided year-to-date are shown in the chart below by type and region. There is a map showing the year-to-date service hours by county and tribe.



Data as of 9/30/2021

# YoungStar Onsite Technical Assistance Hours Delivered

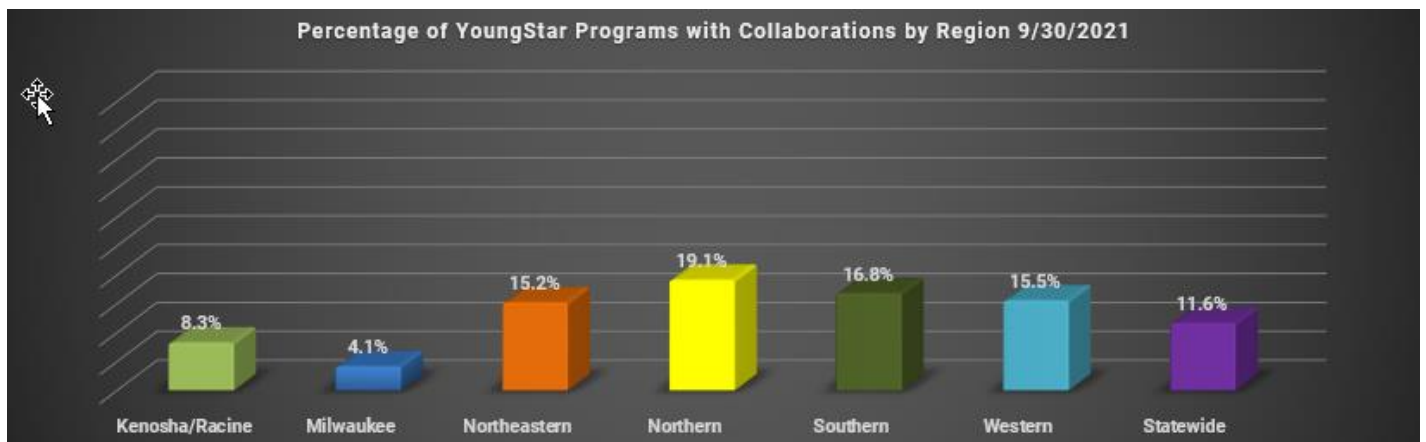
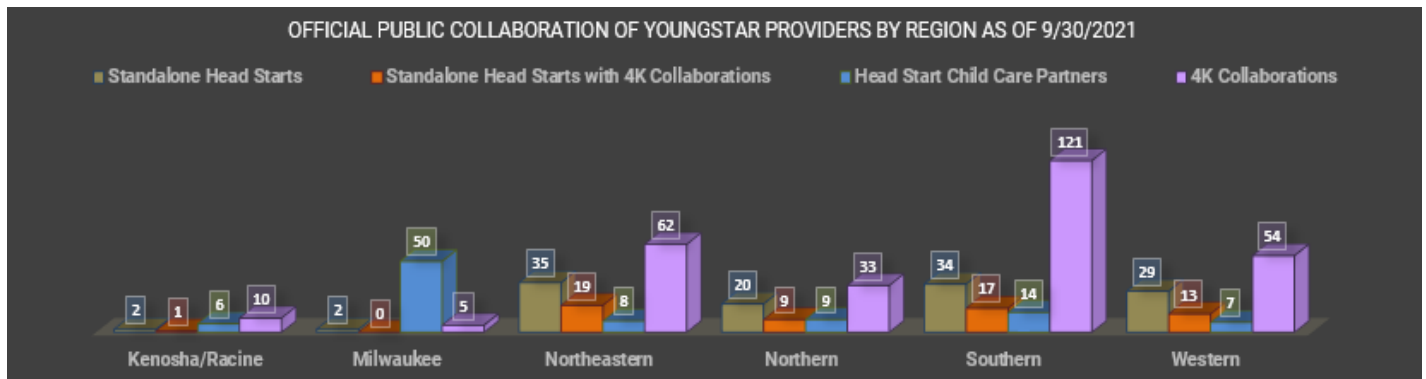
Year To Date: Jan 1 - Sep 30, 2021



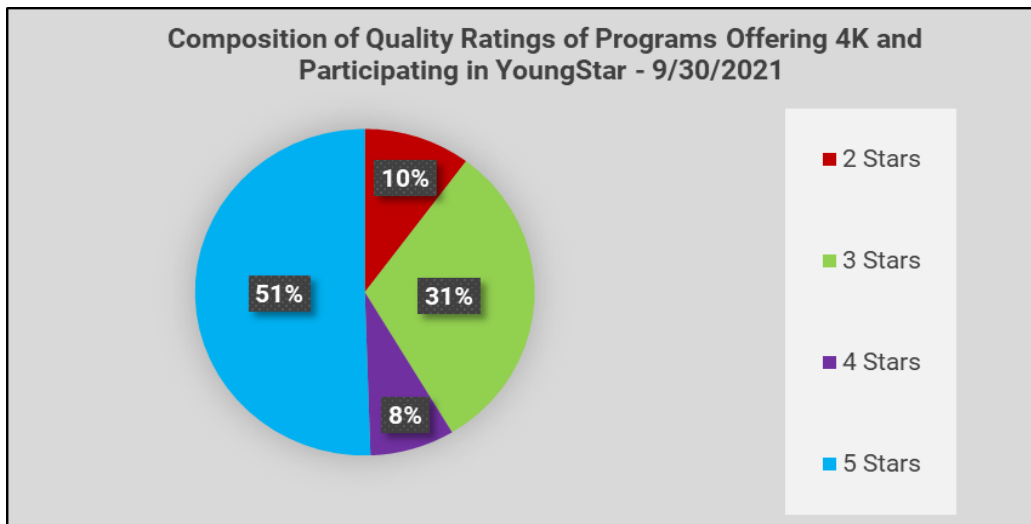
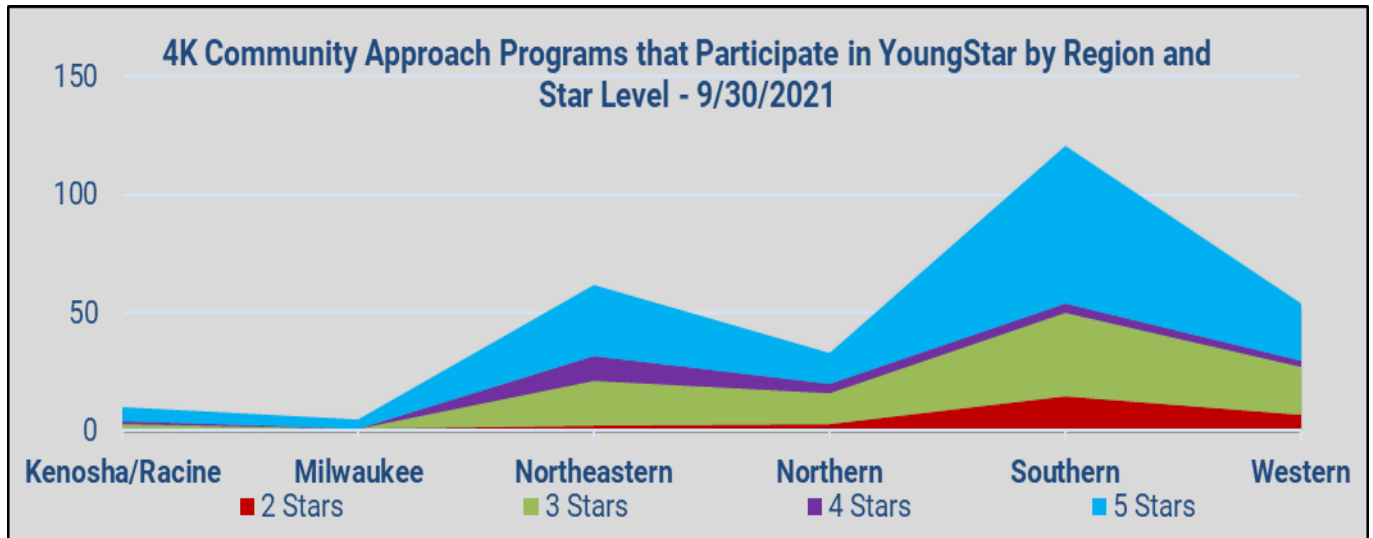
Data as of 9/30/2021

### YoungStar Data on Partnerships as of 9/30/2021:

Region	Standalone Head Starts	Standalone Head Starts with 4K Collaborations	Head Start Child Care Partners	4K Collaborations	YoungStar Providers
Kenosha/Racine	2	1	6	10	206
Milwaukee	2	0	50	5	1330
Northeastern	35	19	8	62	586
Northern	20	9	9	33	267
Southern	34	17	14	121	905
Western	29	13	7	54	476
<b>Total</b>	<b>122</b>	<b>59</b>	<b>94</b>	<b>285</b>	<b>3770</b>



Data as of 9/30/2021



The Head Start/4K Child Care Collaboration information is based on returned surveys and all programs may not be included.

Please see <https://dcf.wisconsin.gov/youngstar/program/impact> for more details.

Data as of 9/30/2021