

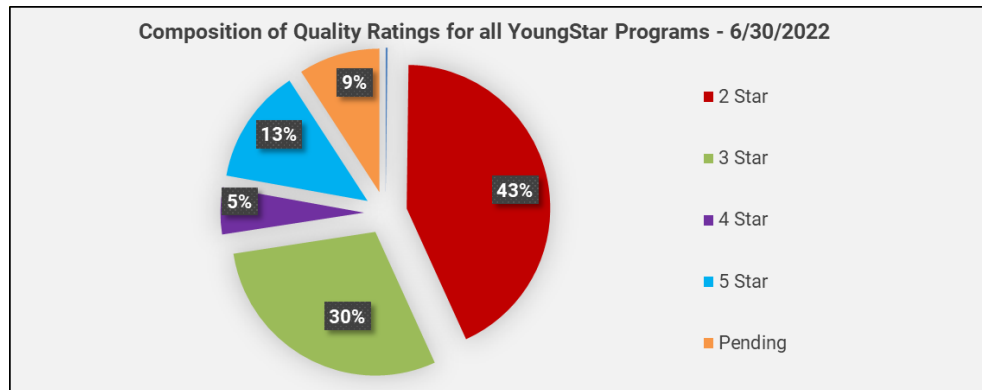
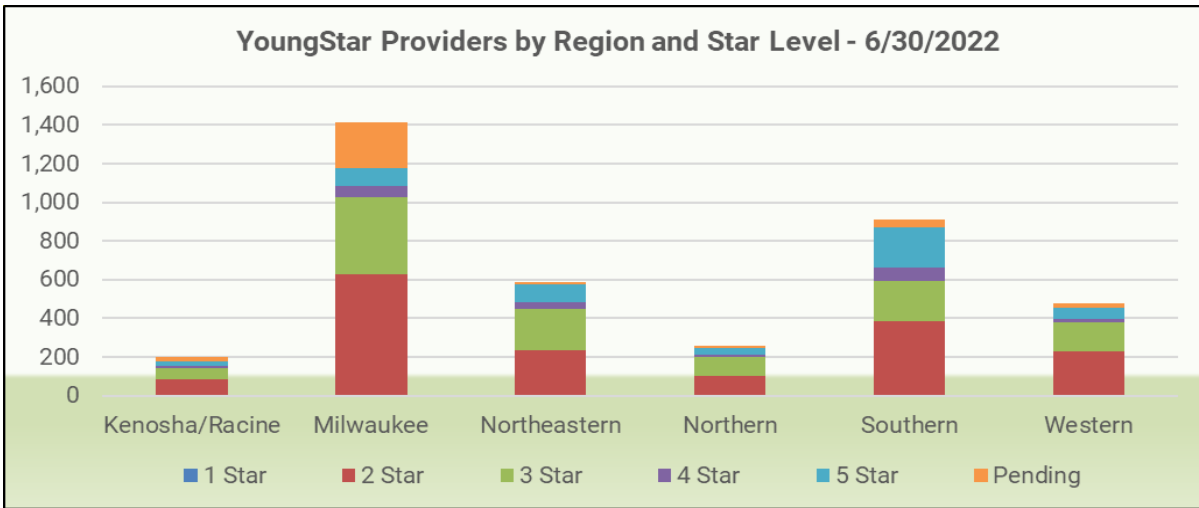
## Narrative of Monthly Report June 2022

For the month of June, the following are notable YoungStar statistics.

★ **Participation and Rating Composition:**

We currently have 3,849 programs participating in YoungStar. This is an increase of 8 programs as compared to May. The chart and graph below show the rating composition by region for the current month.

	1 Star	2 Star	3 Star	4 Star	5 Star	Pending	TOTAL
<b>Kenosha/Racine</b>	1	81	63	9	21	24	<b>199</b>
<b>Milwaukee</b>	6	623	397	58	91	241	<b>1,416</b>
<b>Northeastern</b>	0	233	217	36	88	14	<b>588</b>
<b>Northern</b>	0	104	95	13	35	9	<b>256</b>
<b>Southern</b>	1	382	212	69	206	40	<b>910</b>
<b>Western</b>	0	232	146	18	59	25	<b>480</b>
<b>Total</b>	<b>8</b>	<b>1,655</b>	<b>1,130</b>	<b>203</b>	<b>500</b>	<b>353</b>	<b>3,849</b>

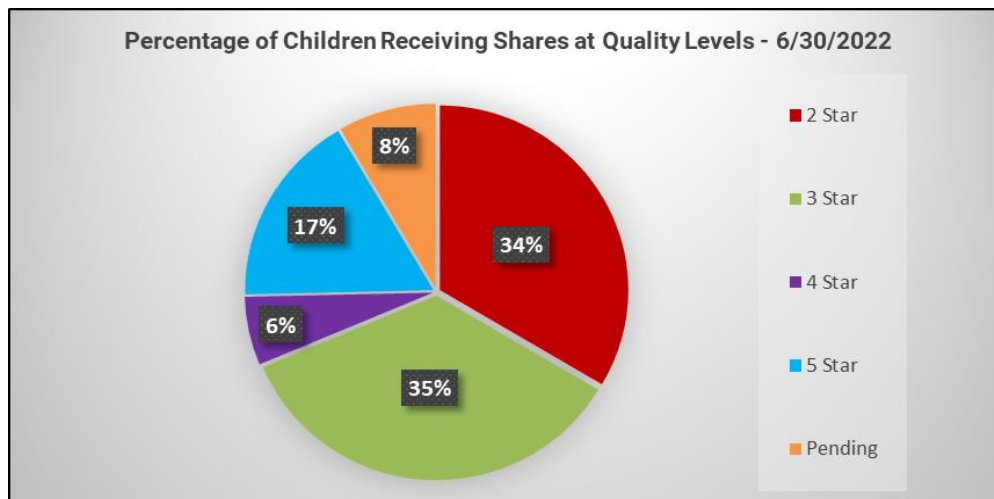
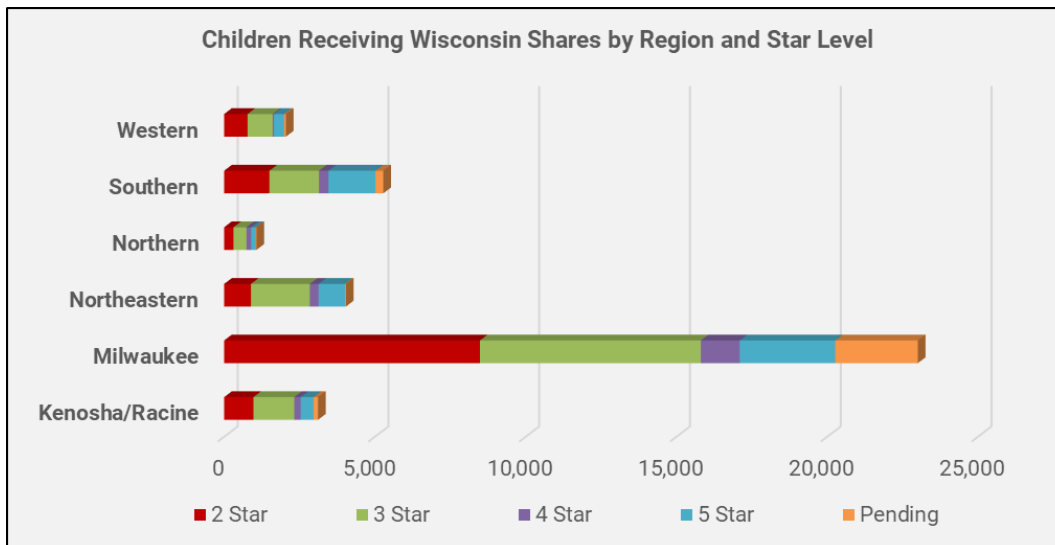


Data as of 6/30/2022

★ **Rating and Wisconsin Shares Data**

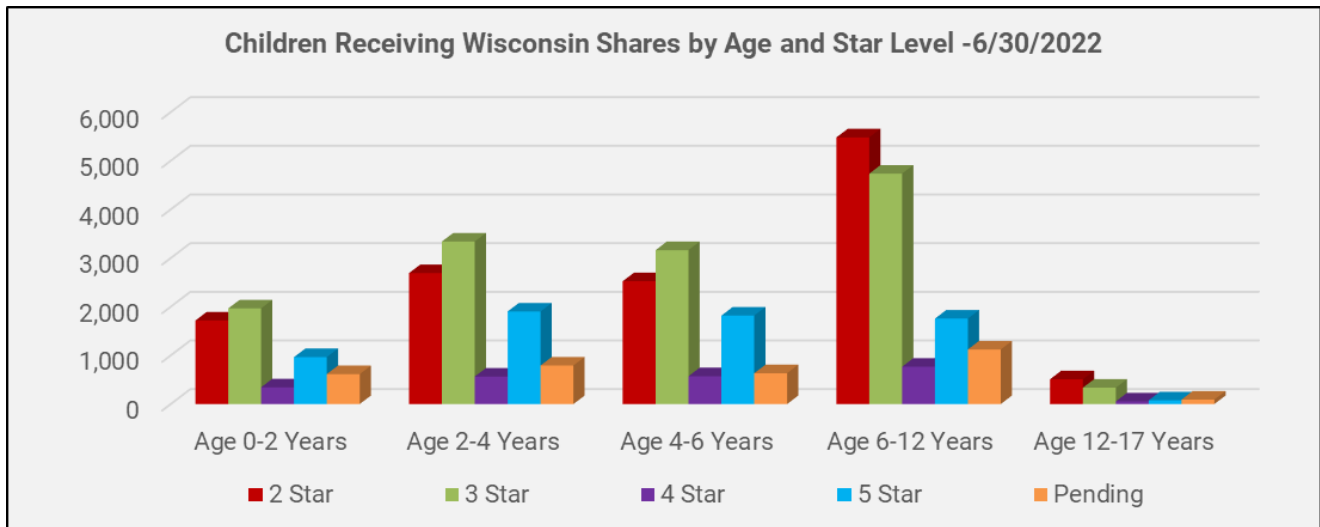
In June, the total number of programs currently rated was 3,496. There were an additional 353 programs with pending ratings. There were 2,894 programs with open Wisconsin Shares authorizations when the data was run for this report. There were 38,554 children receiving Wisconsin Shares as shown by region, age, and star level.

	2 Star	3 Star	4 Star	5 Star	Pending	Total
<b>Kenosha/Racine</b>	969	1,354	214	425	153	3,115
<b>Milwaukee</b>	8,481	7,328	1,288	3,171	2,737	23,005
<b>Northeastern</b>	888	1,954	290	875	31	4,038
<b>Northern</b>	309	430	156	157	19	1,071
<b>Southern</b>	1,502	1,644	315	1,558	260	5,279
<b>Western</b>	776	834	44	335	57	2,046
<b>Total</b>	<b>12,925</b>	<b>13,544</b>	<b>2,307</b>	<b>6,521</b>	<b>3,257</b>	<b>38,554</b>



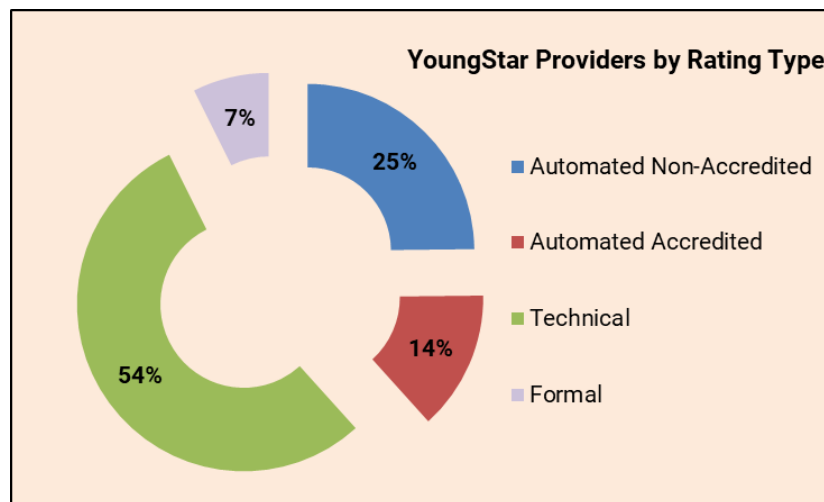
Data as of 6/30/2022

	2 Star	3 Star	4 Star	5 Star	Pending	Total
Age 0-2 Years	1,718	1,966	344	966	616	5,610
Age 2-4 Years	2,691	3,341	566	1,903	792	9,293
Age 4-6 Years	2,525	3,164	573	1,818	634	8,714
Age 6-12 Years	5,481	4,736	769	1,757	1,122	13,865
Age 12-17 Years	510	337	55	77	93	1,072
<b>Total</b>	<b>12,925</b>	<b>13,544</b>	<b>2,307</b>	<b>6,521</b>	<b>3,257</b>	<b>38,554</b>



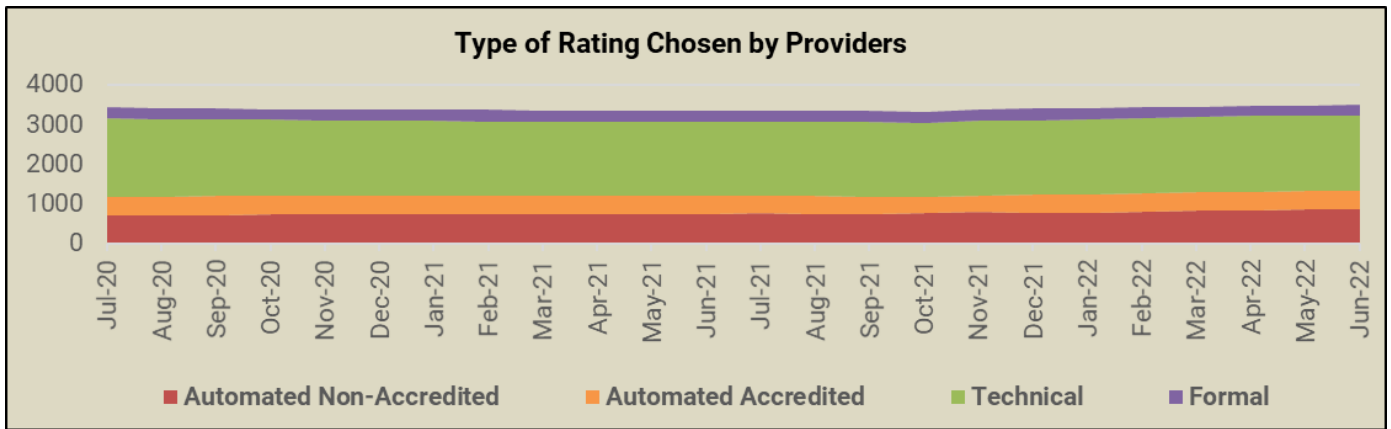
**Rating History and Composition:**

The composition of currently rated programs is shown below for June.

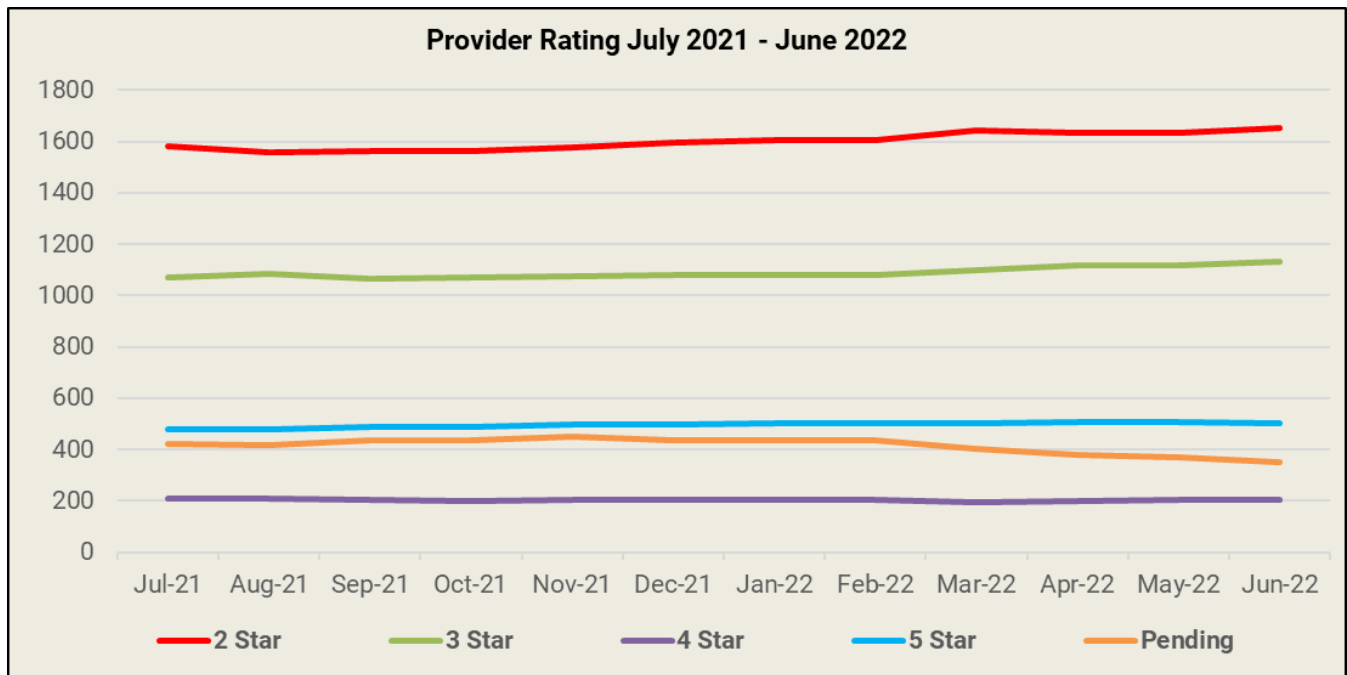


Data as of 6/30/2022

The graph below shows the movement in rating type chosen by providers over the past two years.



The graph below shows movement in rating levels for providers over the past year.

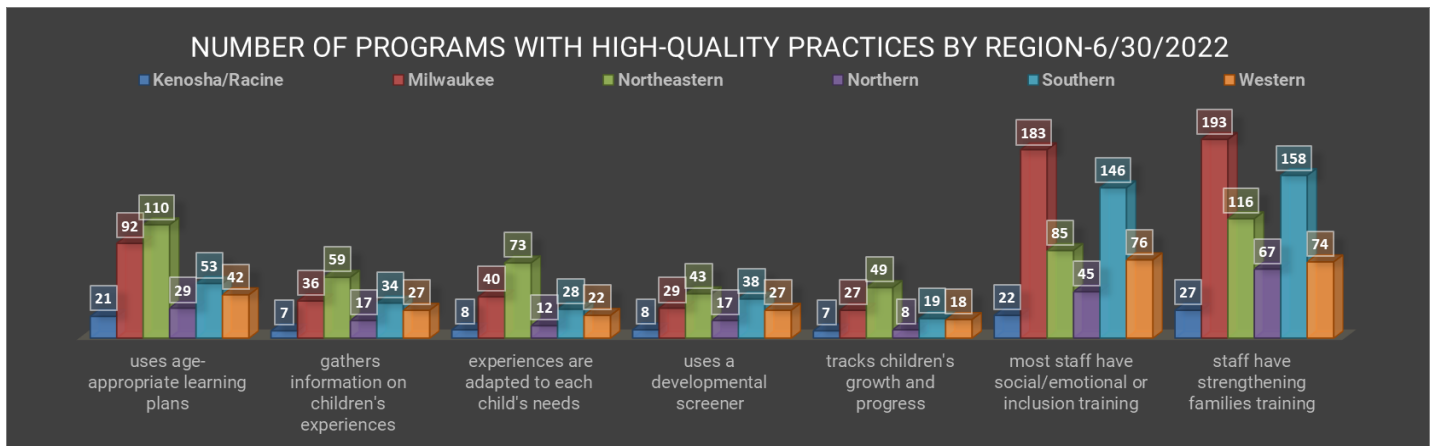


Data as of 6/30/2022

### High-Quality Practices:

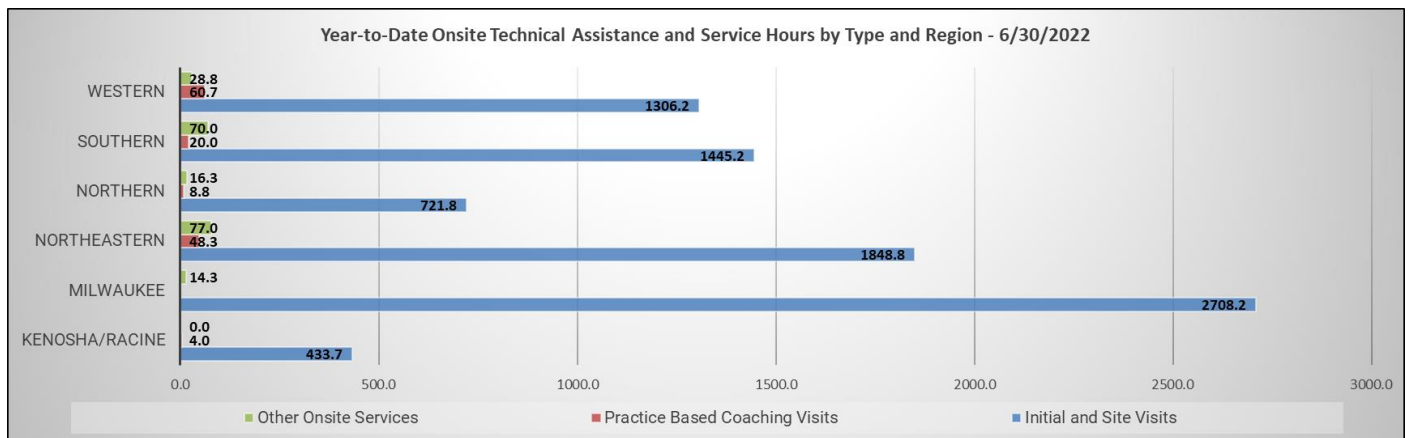
As part of the YoungStar evaluation process, programs can be evaluated for having key high-quality practices. The number of programs with high-quality practices is shown below by region.

6/30/2022	uses age-appropriate learning plans	gathers information on children's experiences	experiences are adapted to each child's needs	uses a developmental screener	tracks children's growth and progress	most staff have social/emotional or inclusion training	staff have strengthening families training
Kenosha/Racine	21	7	8	8	7	22	27
Milwaukee	92	36	40	29	27	183	193
Northeastern	110	59	73	43	49	85	116
Northern	29	17	12	17	8	45	67
Southern	53	34	28	38	19	146	158
Western	42	27	22	27	18	76	74
<b>Total</b>	<b>347</b>	<b>180</b>	<b>183</b>	<b>162</b>	<b>128</b>	<b>557</b>	<b>635</b>



### Onsite Services:

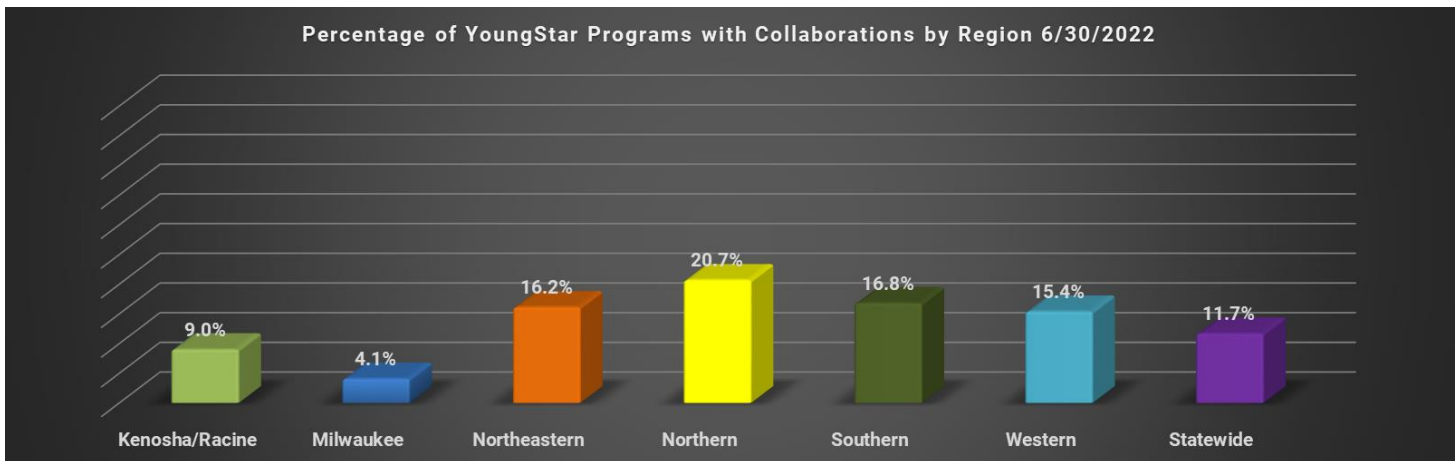
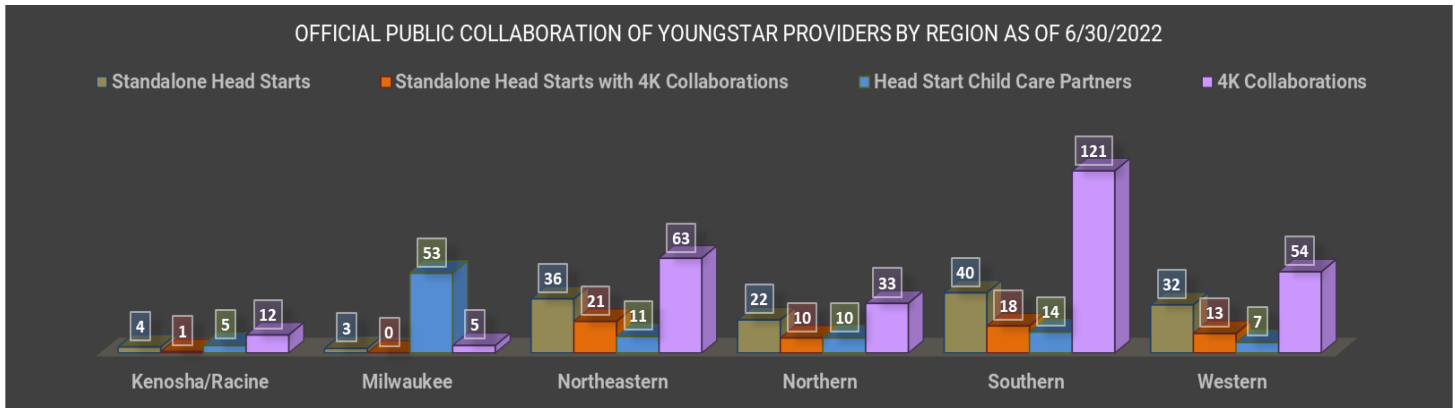
YoungStar provides thousands of hours of onsite technical assistance and other services every year to help early care programs with quality improvement across the state. Onsite services include things like site visits, practice based coaching services, and formal rating verification visits. The number of hours provided year-to-date are shown in the chart below by type and region.



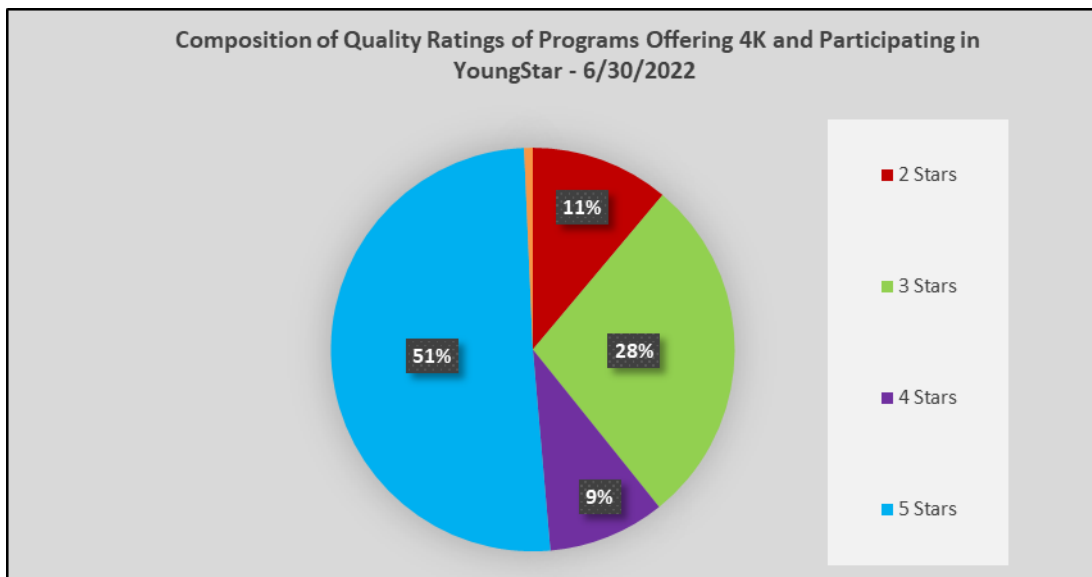
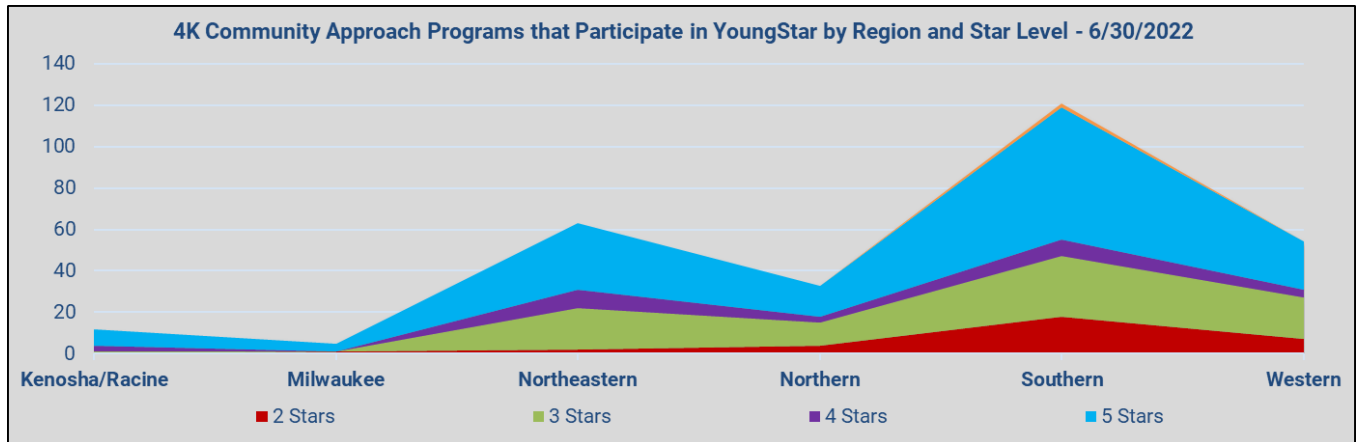
Data as of 6/30/2022

### YoungStar Data on Partnerships as of 6/30/2022:

Region	Standalone Head Starts	Standalone Head Starts with 4K Collaborations	Head Start Child Care Partners	4K Collaborations	YoungStar Providers
Kenosha/Racine	4	1	5	12	199
Milwaukee	3	0	53	5	1416
Northeastern	36	21	11	63	588
Northern	22	10	10	33	256
Southern	40	18	14	121	910
Western	32	13	7	54	480
<b>Total</b>	<b>137</b>	<b>63</b>	<b>100</b>	<b>288</b>	<b>3849</b>



Data as of 6/30/2022



The Head Start/4K Child Care Collaboration information is based on returned surveys and all programs may not be included.

Please see <https://dcf.wisconsin.gov/youngstar/program/impact> for more details.

Data as of 6/30/2022