

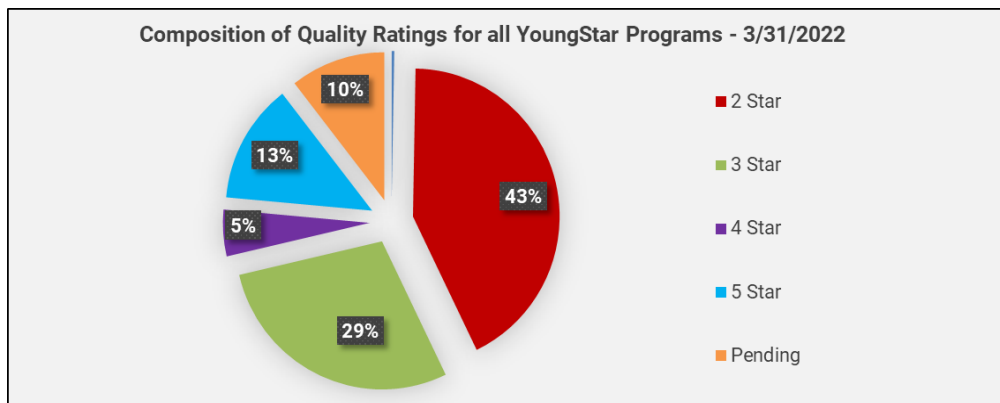
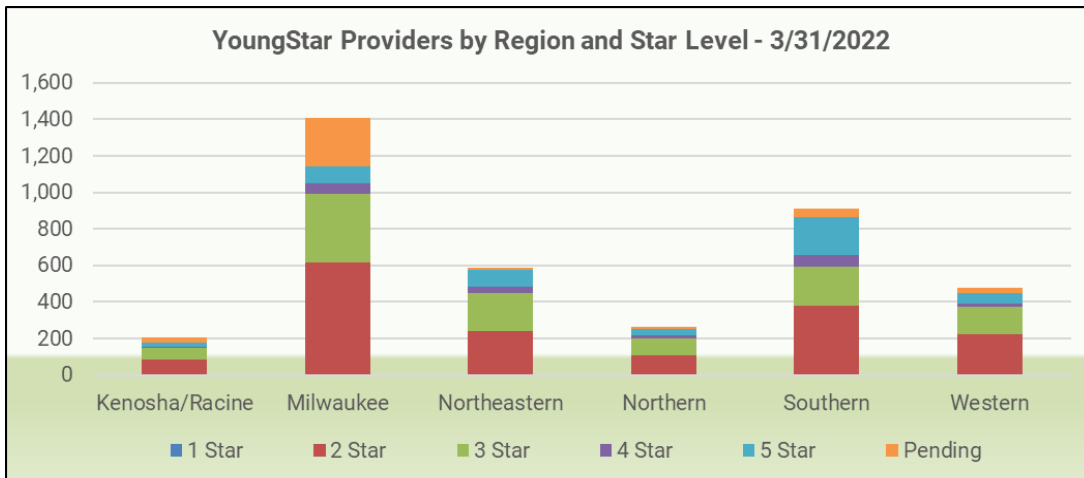
Narrative of Monthly Report March 2022

For the month of March, the following are notable YoungStar statistics.

★ **Participation and Rating Composition:**

We currently have 3,858 programs participating in YoungStar. This is an increase of 2 programs as compared to February. The chart and graph below show the rating composition by region for the current month.

	1 Star	2 Star	3 Star	4 Star	5 Star	Pending	TOTAL
Kenosha/Racine	0	84	62	7	22	33	209
Milwaukee	5	611	375	57	92	267	1,407
Northeastern	0	239	211	36	88	15	589
Northern	2	104	96	13	36	11	262
Southern	3	378	210	65	209	47	912
Western	0	226	146	18	57	32	479
Total	11	1,642	1,100	196	504	405	3,858

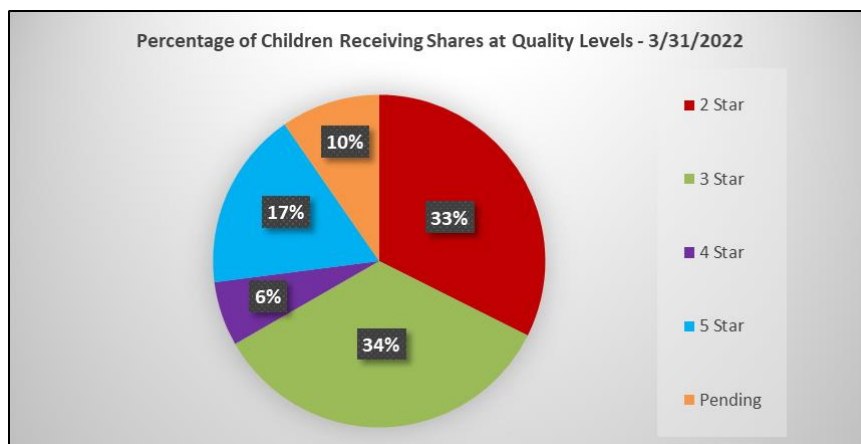
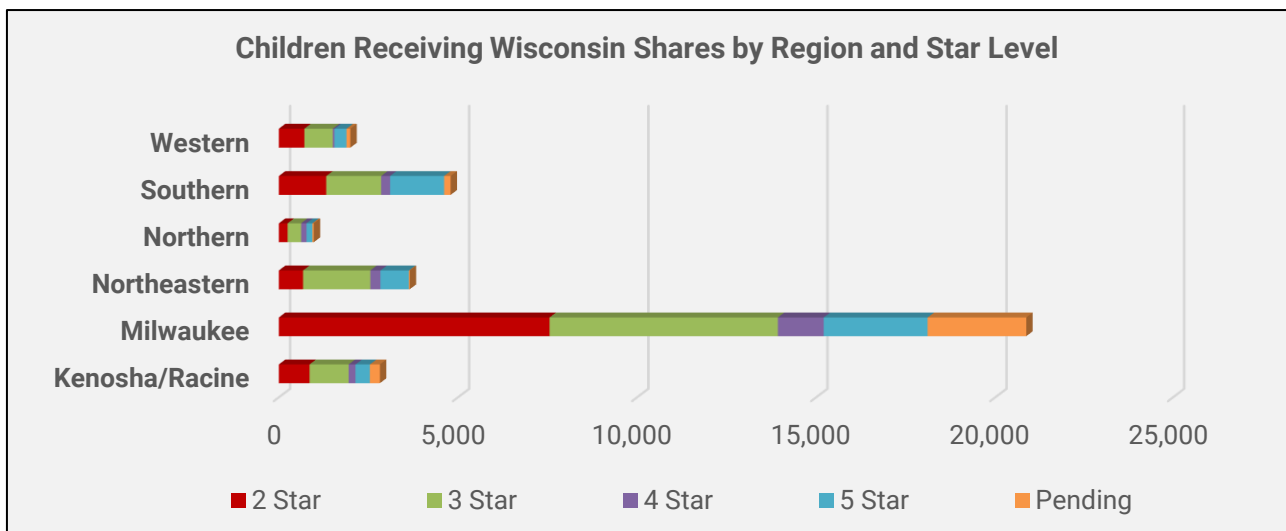


Data as of 3/31/2022

★ **Rating and Wisconsin Shares Data**

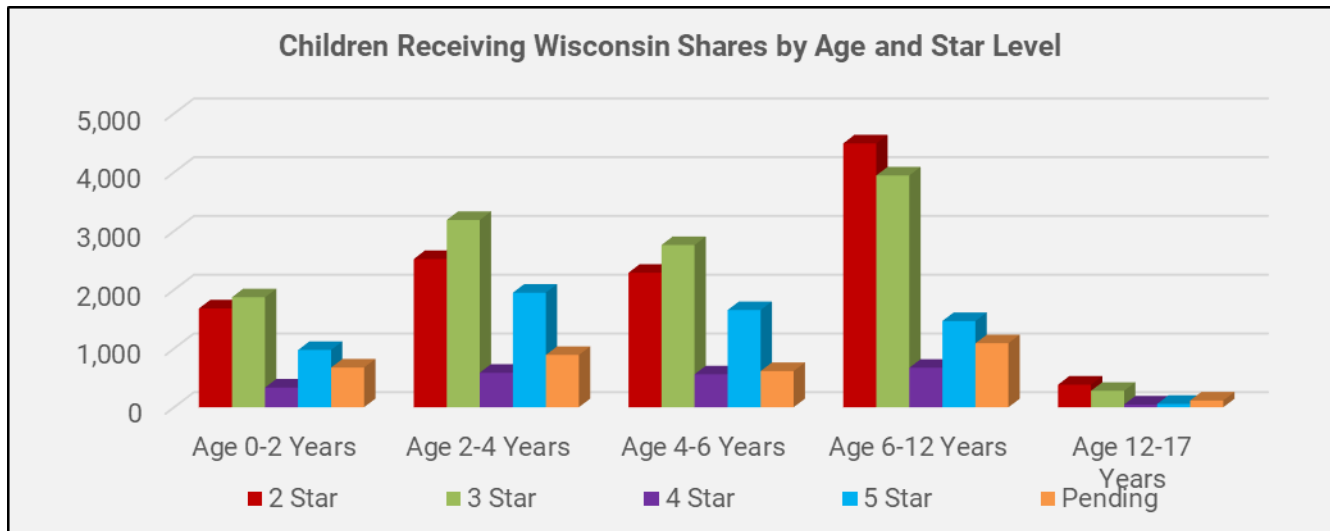
In March, the total number of programs currently rated was 3,453. There were an additional 405 programs with pending ratings. There were 2,827 programs with open Wisconsin Shares authorizations when the data was run for this report. There were 35,103 children receiving Wisconsin Shares as shown by region, age, and star level.

	2 Star	3 Star	4 Star	5 Star	Pending	Total
Kenosha/Racine	857	1,091	192	402	278	2,820
Milwaukee	7,556	6,374	1,280	2,901	2,753	20,864
Northeastern	677	1,876	281	795	25	3,654
Northern	243	378	150	165	38	974
Southern	1,323	1,533	249	1,507	183	4,795
Western	713	793	48	333	109	1,996
Total	11,369	12,045	2,200	6,103	3,386	35,103



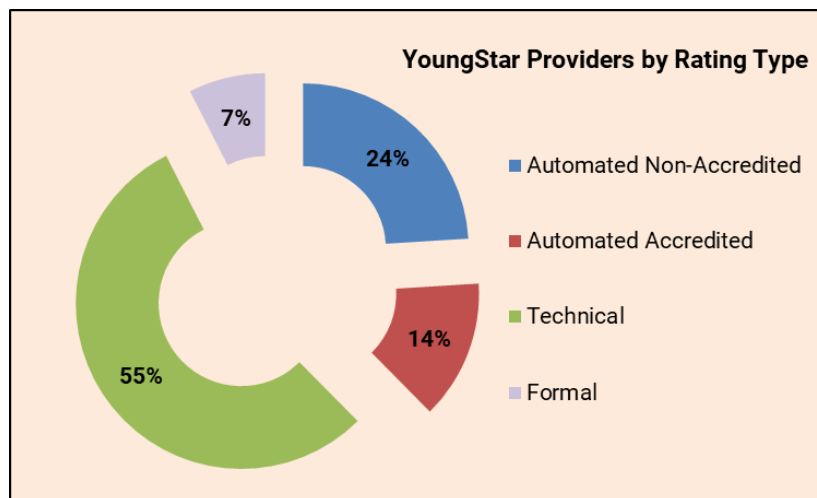
Data as of 3/31/2022

	2 Star	3 Star	4 Star	5 Star	Pending	Total
Age 0-2	1,682	1,872	335	975	676	5,540
Age 2-4	2,523	3,187	587	1,950	890	9,137
Age 4-6	2,289	2,761	560	1,654	616	7,880
Age 6-12	4,491	3,945	672	1,467	1,089	11,664
Age 12-17	384	280	46	57	115	882
Total	11,369	12,045	2,200	6,103	3,386	35,103



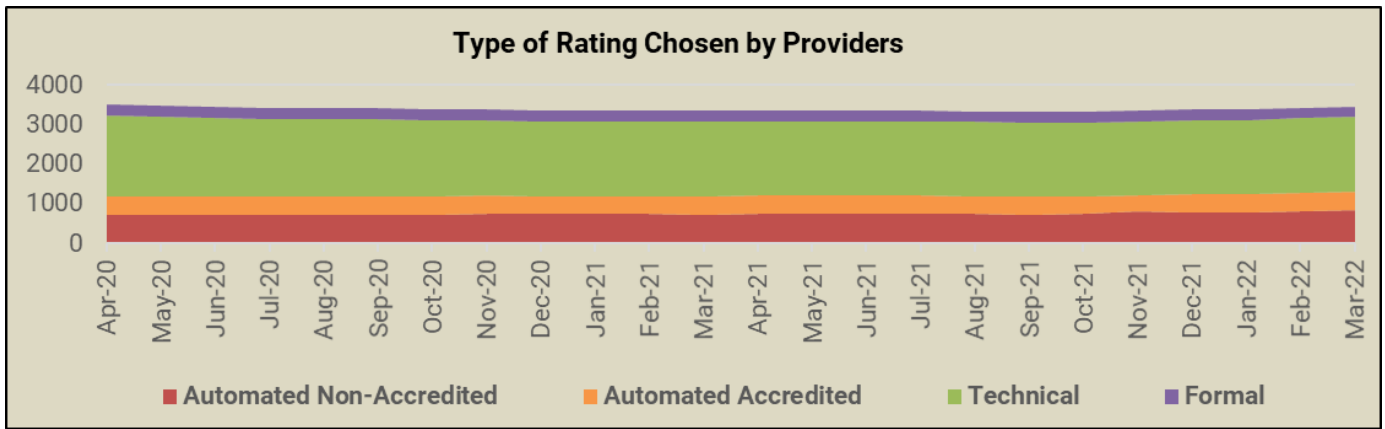
Rating History and Composition:

The composition of currently rated programs is shown below for March.

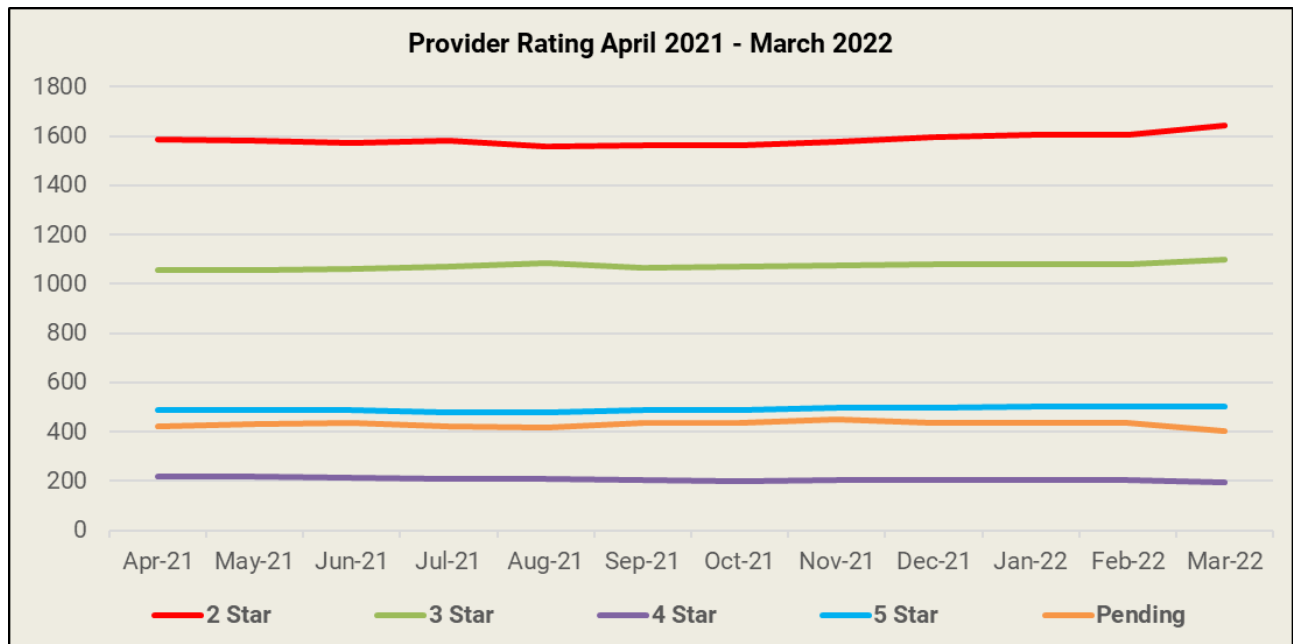


Data as of 3/31/2022

The graph below shows the movement in rating type chosen by providers over the past two years.



The graph below shows movement in rating levels for providers over the past year.

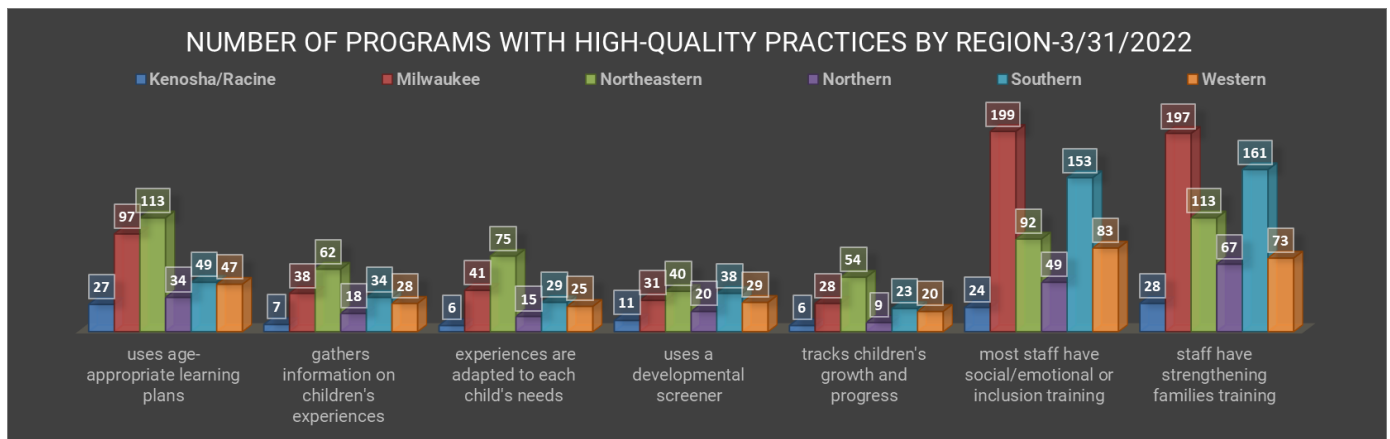


Data as of 3/31/2022

High-Quality Practices:

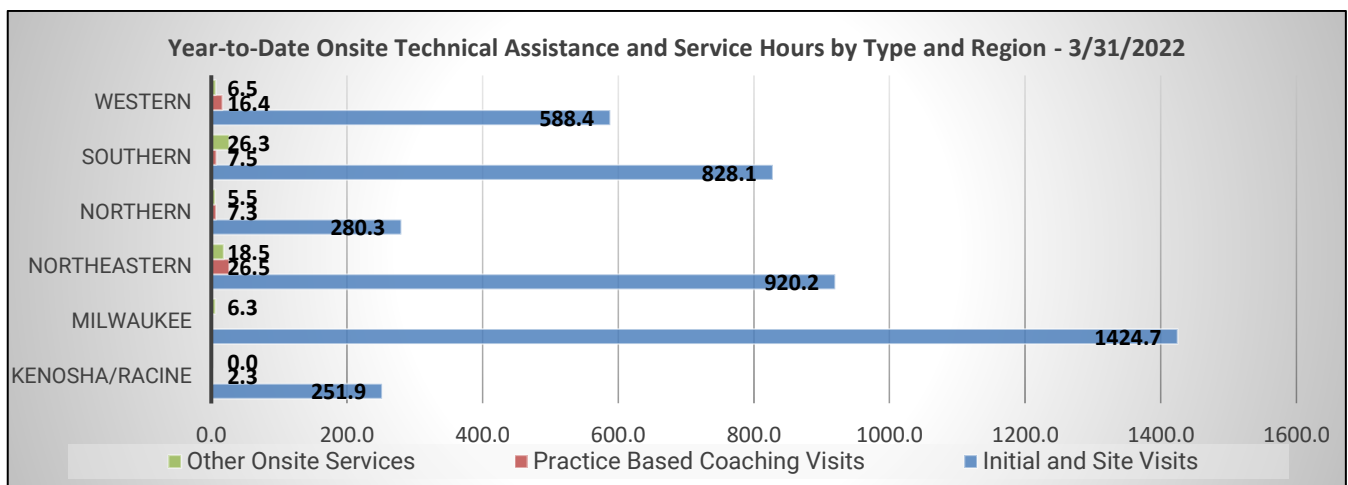
As part of the YoungStar evaluation process, programs can be evaluated for having key high-quality practices. The number of programs with high-quality practices is shown below by region.

3/31/2022	uses age-appropriate learning plans	gathers information on children's experiences	experiences are adapted to each child's needs	uses a developmental screener	tracks children's growth and progress	most staff have social/emotional or inclusion training	staff have strengthening families training
Kenosha/Racine	27	7	6	11	6	24	28
Milwaukee	97	38	41	31	28	199	197
Northeastern	113	62	75	40	54	92	113
Northern	34	18	15	20	9	49	67
Southern	49	34	29	38	23	153	161
Western	47	28	25	29	20	83	73
Total	367	187	191	169	140	600	639



Onsite Services:

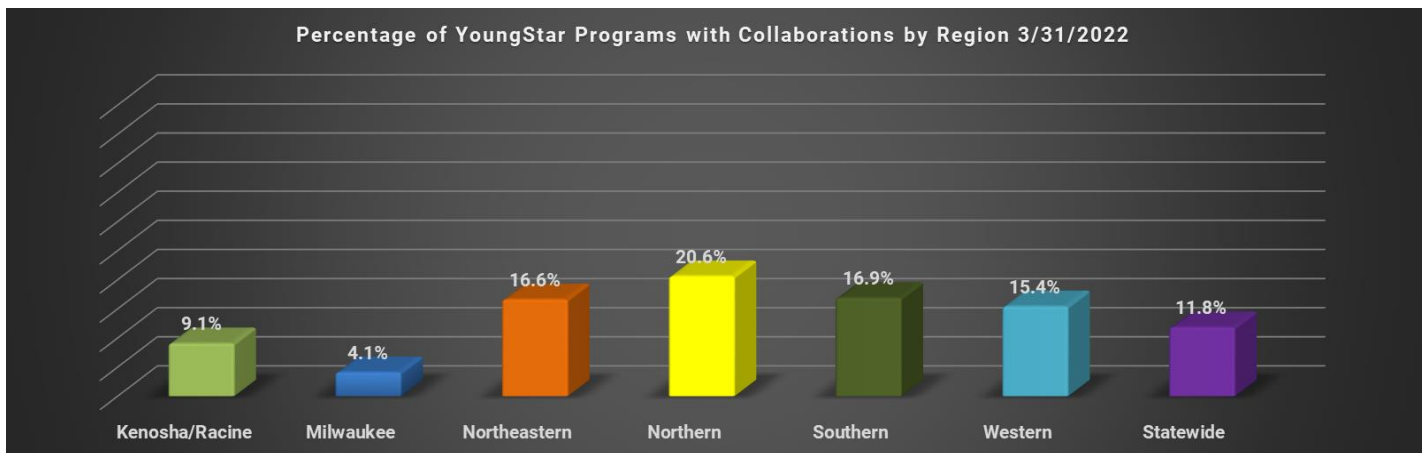
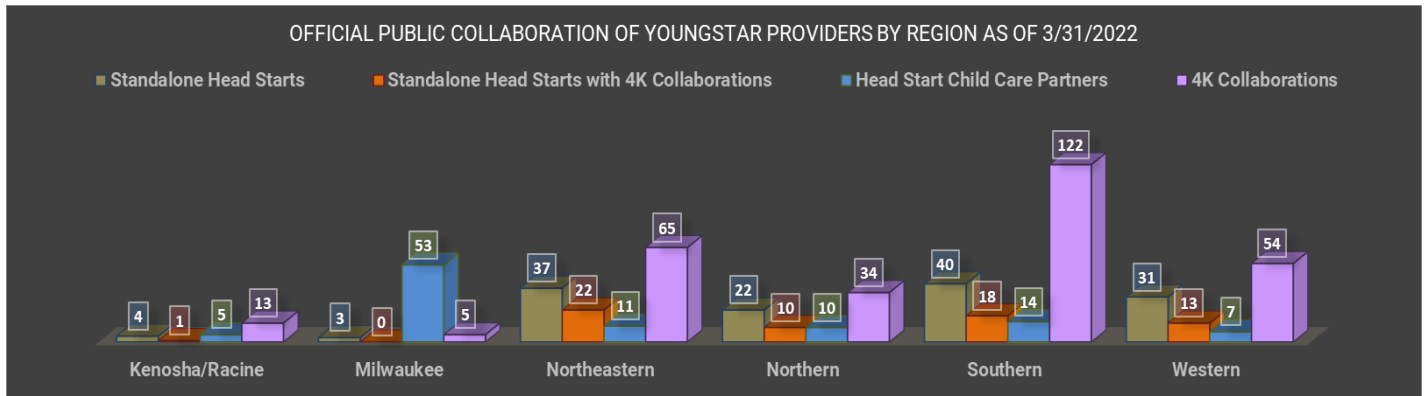
YoungStar provides thousands of hours of onsite technical assistance and other services every year to help early care programs with quality improvement across the state. Onsite services include things like site visits, practice based coaching services, and formal rating verification visits. The number of hours provided year-to-date are shown in the chart below by type and region.



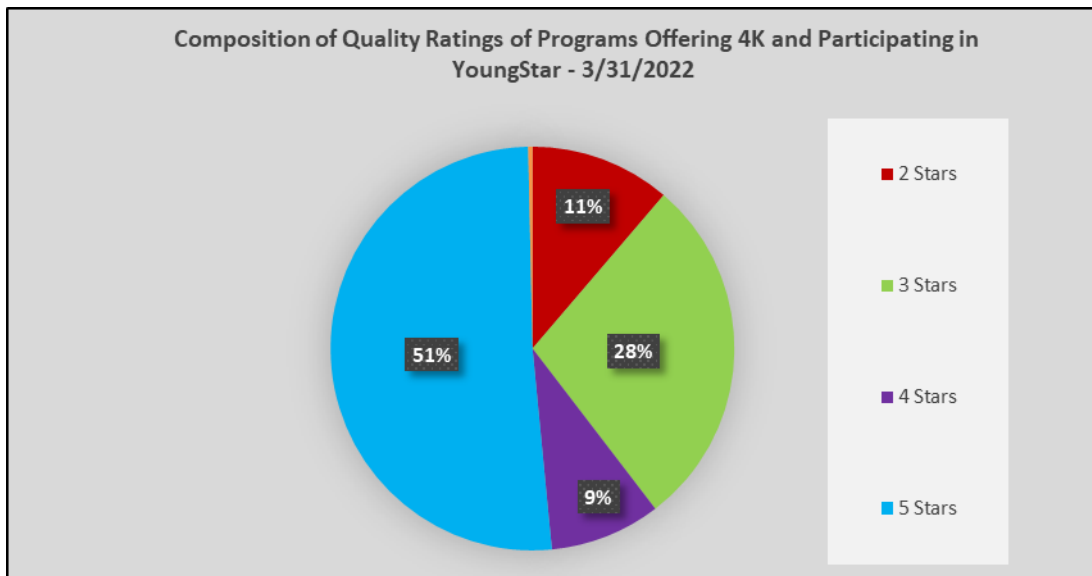
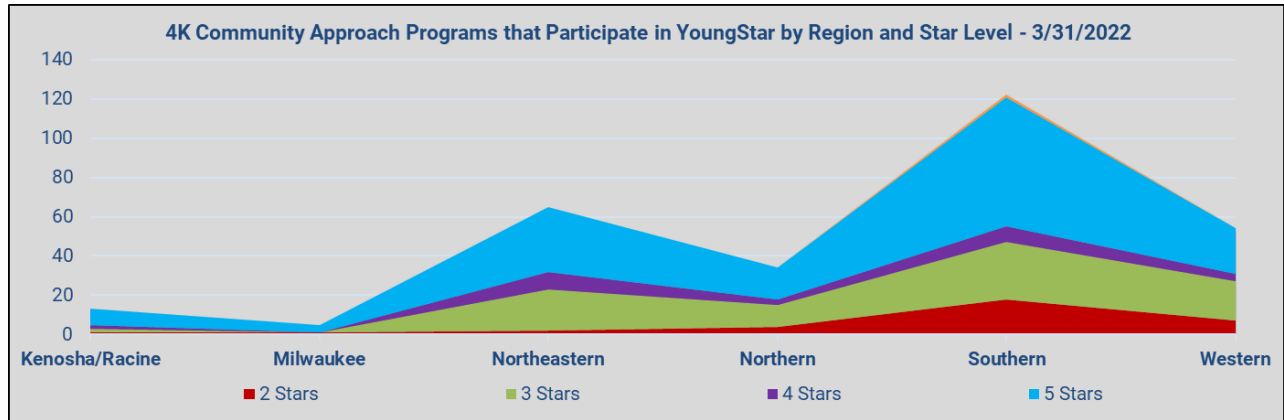
Data as of 3/31/2022

YoungStar Data on Partnerships as of 3/31/2022:

Region	Standalone Head Starts	Standalone Head Starts with 4K Collaborations	Head Start Child Care Partners	4K Collaborations	YoungStar Providers
Kenosha/Racine	4	1	5	13	209
Milwaukee	3	0	53	5	1407
Northeastern	37	22	11	65	589
Northern	22	10	10	34	262
Southern	40	18	14	122	912
Western	31	13	7	54	479
Total	137	64	100	293	3858



Data as of 3/31/2022



The Head Start/4K Child Care Collaboration information is based on returned surveys and all programs may not be included.

Please see <https://dcf.wisconsin.gov/youngstar/program/impact> for more details.

Data as of 3/31/2022