

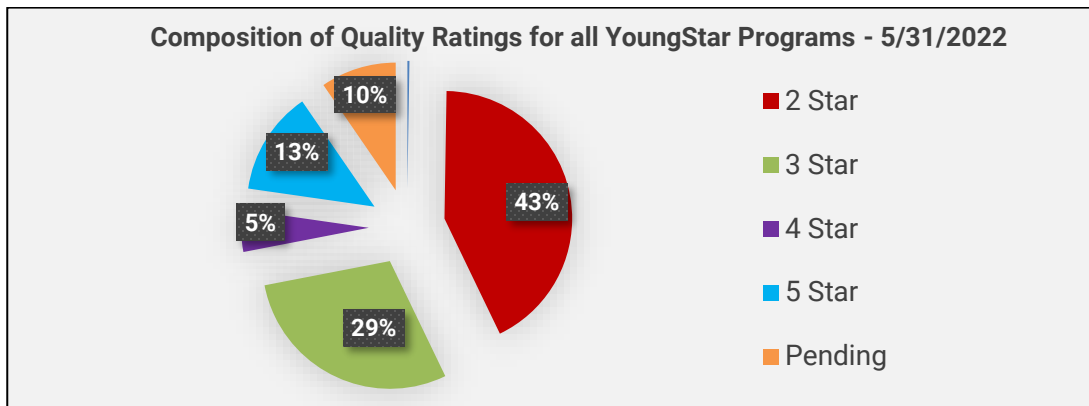
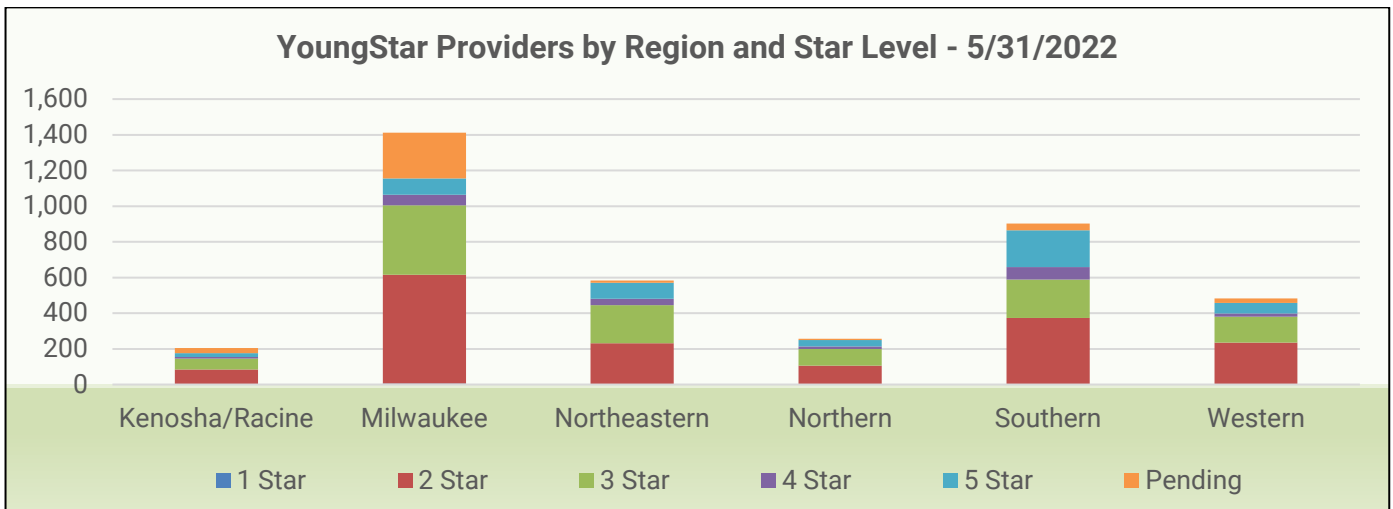
## Narrative of Monthly Report May 2022

For the month of May, the following are notable YoungStar statistics.

★ **Participation and Rating Composition:**

We currently have 3,841 programs participating in YoungStar. This is a decrease of 11 programs as compared to April. The chart and graph below show the rating composition by region for the current month.

	1 Star	2 Star	3 Star	4 Star	5 Star	Pending	TOTAL
<b>Kenosha/Racine</b>	1	83	61	9	22	28	<b>204</b>
<b>Milwaukee</b>	5	610	390	58	92	257	<b>1,412</b>
<b>Northeastern</b>	0	232	213	36	89	14	<b>584</b>
<b>Northern</b>	1	105	94	13	36	7	<b>256</b>
<b>Southern</b>	2	371	215	70	207	37	<b>902</b>
<b>Western</b>	1	235	145	18	59	25	<b>483</b>
<b>Total</b>	<b>10</b>	<b>1,636</b>	<b>1,118</b>	<b>204</b>	<b>505</b>	<b>368</b>	<b>3,841</b>

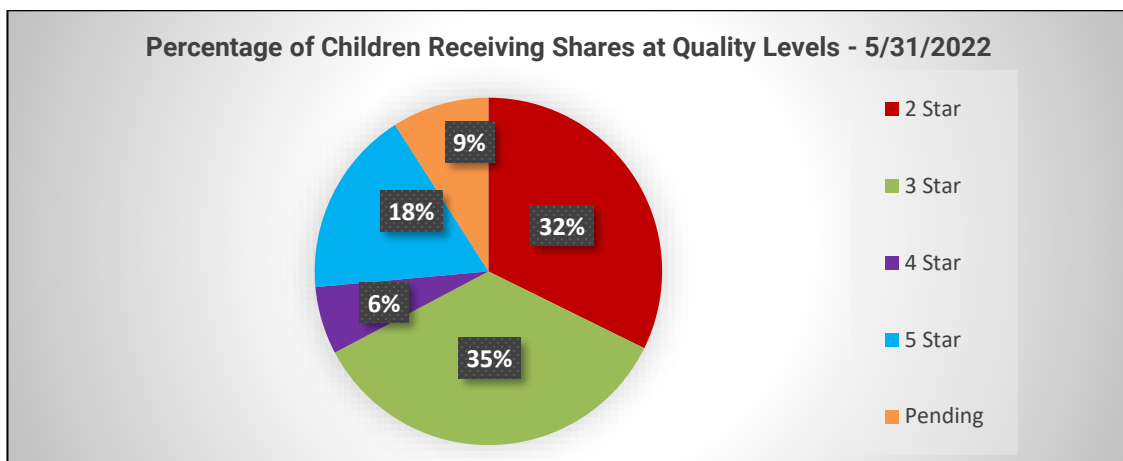
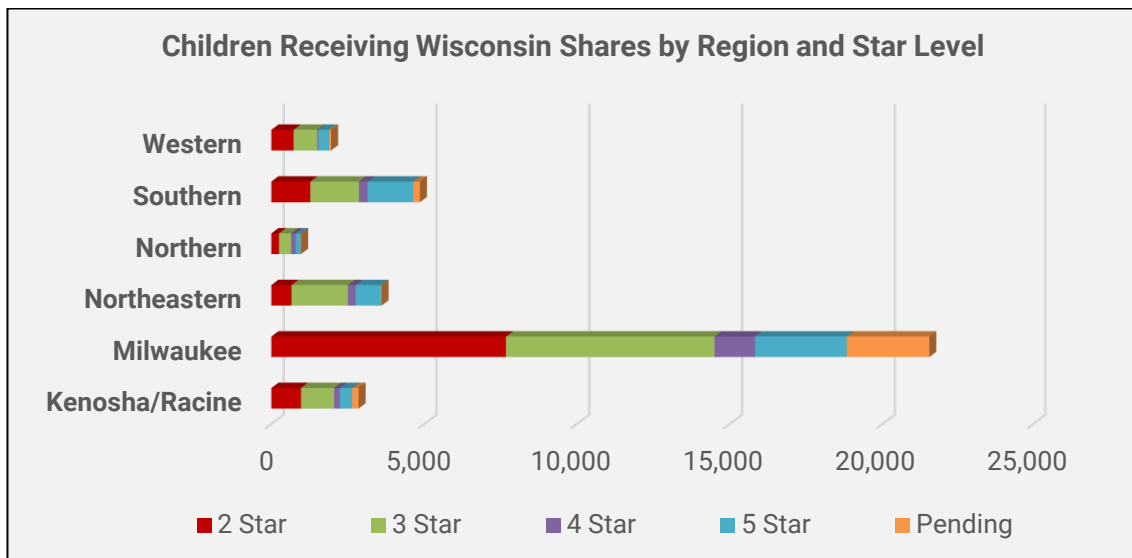


Data as of 5/31/2022

★ **Rating and Wisconsin Shares Data**

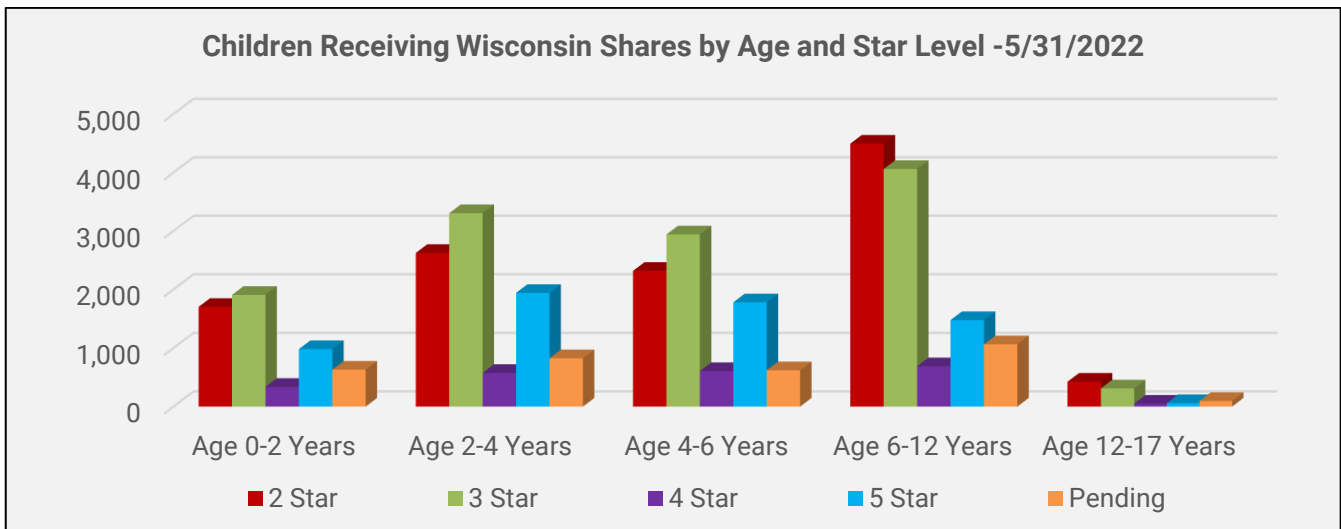
In May, the total number of programs currently rated was 3,473. There were an additional 368 programs with pending ratings. There were 2,839 programs with open Wisconsin Shares authorizations when the data was run for this report. There were 35,795 children receiving Wisconsin Shares as shown by region, age, and star level.

	2 Star	3 Star	4 Star	5 Star	Pending	Total
Kenosha/Racine	967	1,087	190	400	211	2,855
Milwaukee	7,678	6,825	1,327	3,004	2,716	21,550
Northeastern	658	1,846	260	820	21	3,605
Northern	251	397	152	163	8	971
Southern	1,277	1,588	284	1,500	211	4,860
Western	727	774	41	348	64	1,954
<b>Total</b>	<b>11,558</b>	<b>12,517</b>	<b>2,254</b>	<b>6,235</b>	<b>3,231</b>	<b>35,795</b>



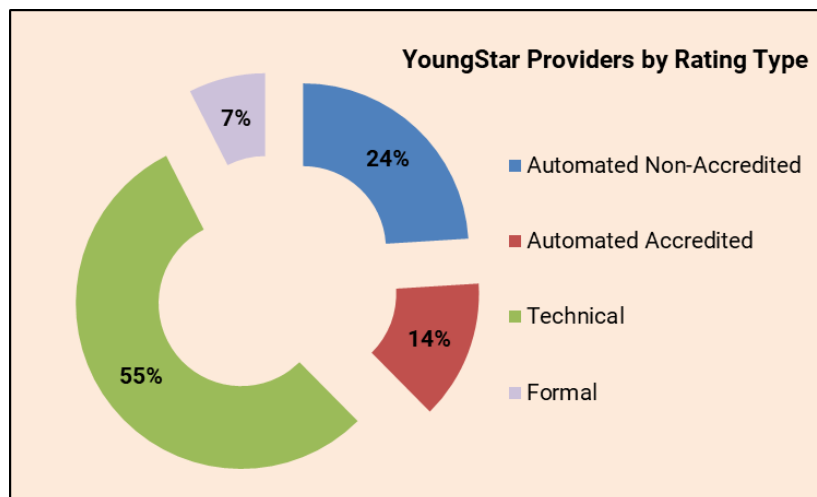
Data as of 5/31/2022

	2 Star	3 Star	4 Star	5 Star	Pending	Total
<b>Age 0-2</b>	1,702	1,906	337	980	629	<b>5,554</b>
<b>Age 2-4</b>	2,623	3,303	574	1,940	825	<b>9,265</b>
<b>Age 4-6</b>	2,317	2,940	606	1,779	619	<b>8,261</b>
<b>Age 6-12</b>	4,492	4,059	688	1,476	1,063	<b>11,778</b>
<b>Age 12-17</b>	424	309	49	60	95	<b>937</b>
<b>Total</b>	<b>11,558</b>	<b>12,517</b>	<b>2,254</b>	<b>6,235</b>	<b>3,231</b>	<b>35,795</b>



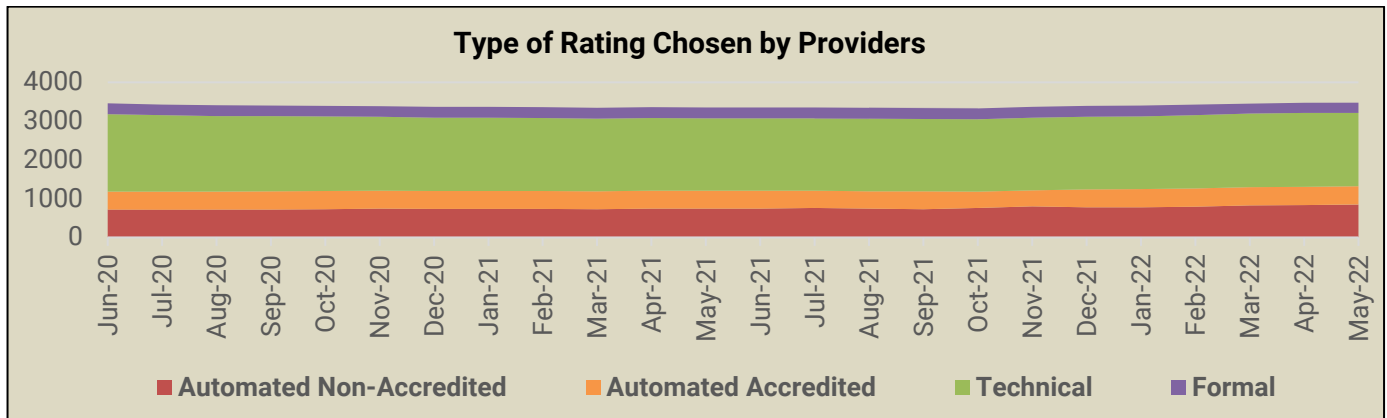
**Rating History and Composition:**

The composition of currently rated programs is shown below for May.

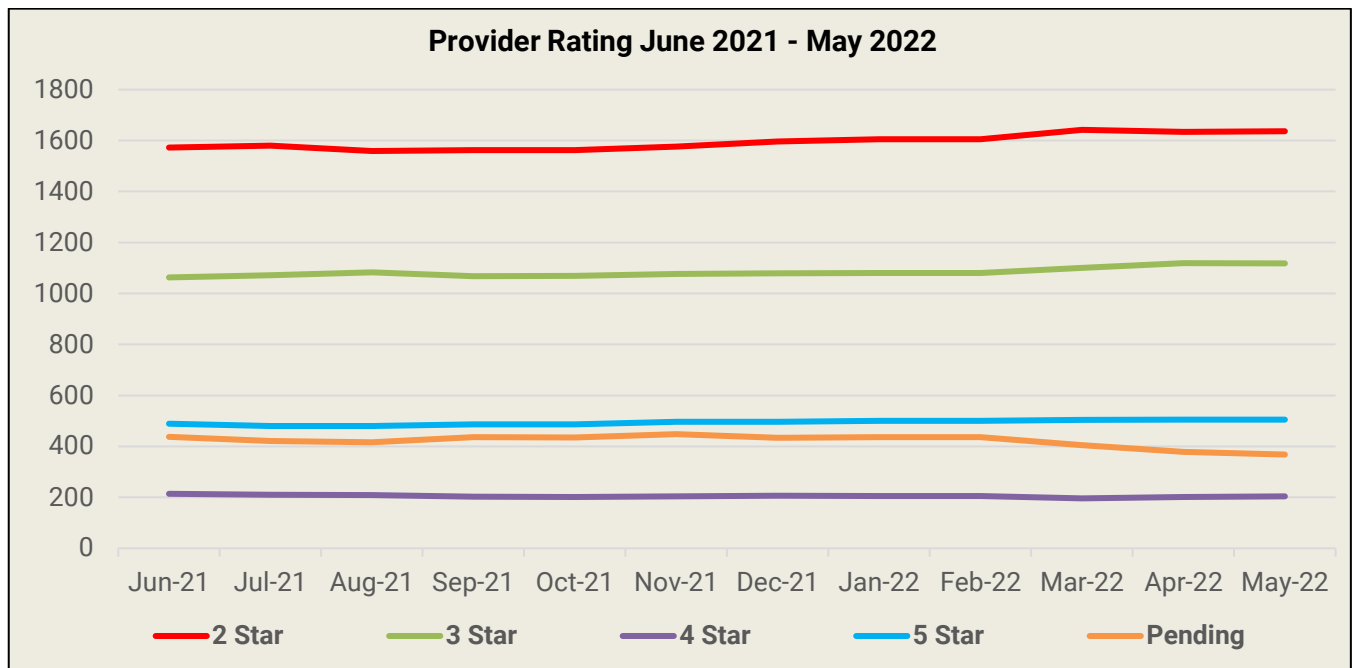


Data as of 5/31/2022

The graph below shows the movement in rating type chosen by providers over the past two years.



The graph below shows movement in rating levels for providers over the past year.

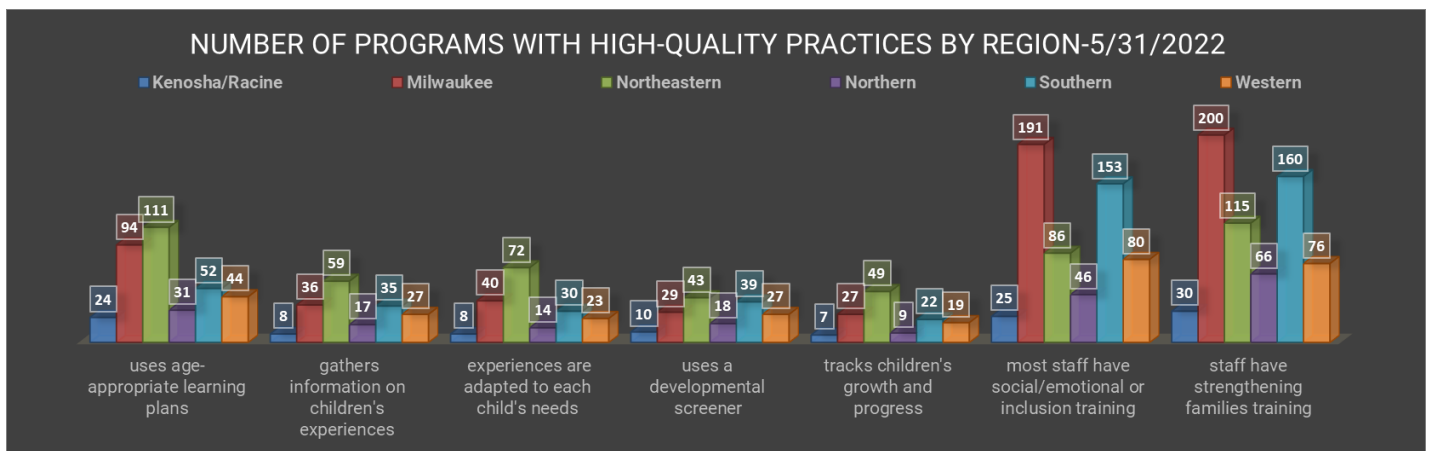


Data as of 5/31/2022

### High-Quality Practices:

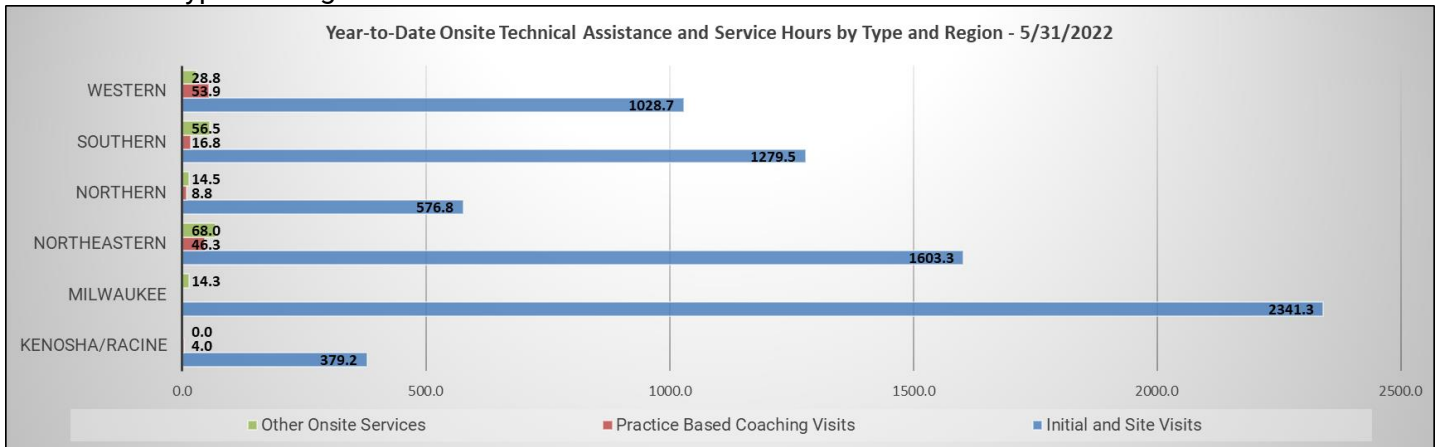
As part of the YoungStar evaluation process, programs can be evaluated for having key high-quality practices. The number of programs with high-quality practices is shown below by region.

5/31/2022	uses age-appropriate learning plans	gathers information on children's experiences	experiences are adapted to each child's needs	uses a developmental screener	tracks children's growth and progress	most staff have social/emotional or inclusion training	staff have strengthening families training
Kenosha/Racine	24	8	8	10	7	25	30
Milwaukee	94	36	40	29	27	191	200
Northeastern	111	59	72	43	49	86	115
Northern	31	17	14	18	9	46	66
Southern	52	35	30	39	22	153	160
Western	44	27	23	27	19	80	76
<b>Total</b>	<b>356</b>	<b>182</b>	<b>187</b>	<b>166</b>	<b>133</b>	<b>581</b>	<b>647</b>



### Onsite Services:

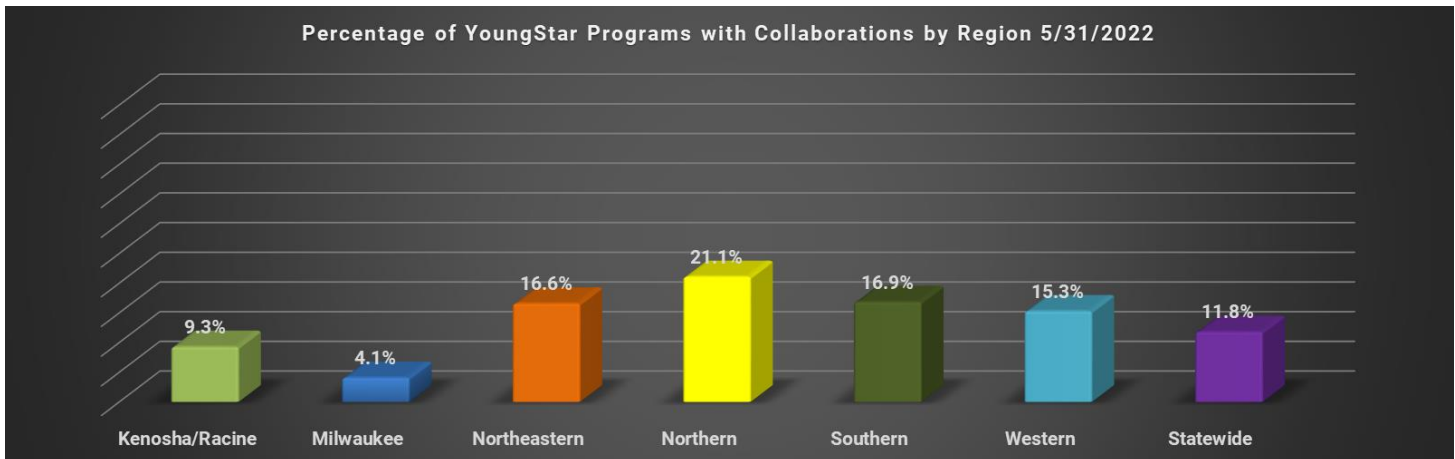
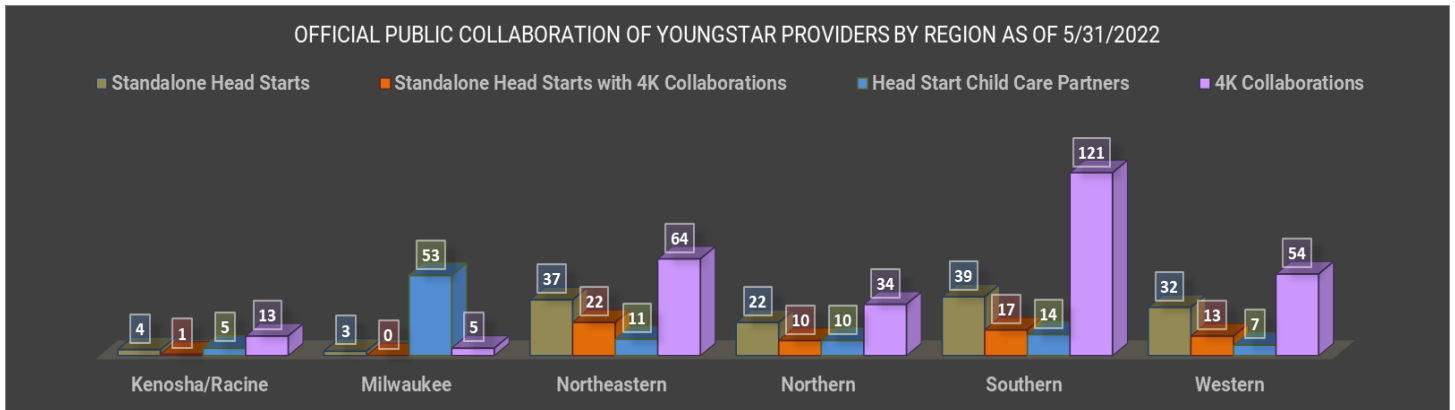
YoungStar provides thousands of hours of onsite technical assistance and other services every year to help early care programs with quality improvement across the state. Onsite services include things like site visits, practice based coaching services, and formal rating verification visits. The number of hours provided year-to-date are shown in the chart below by type and region.



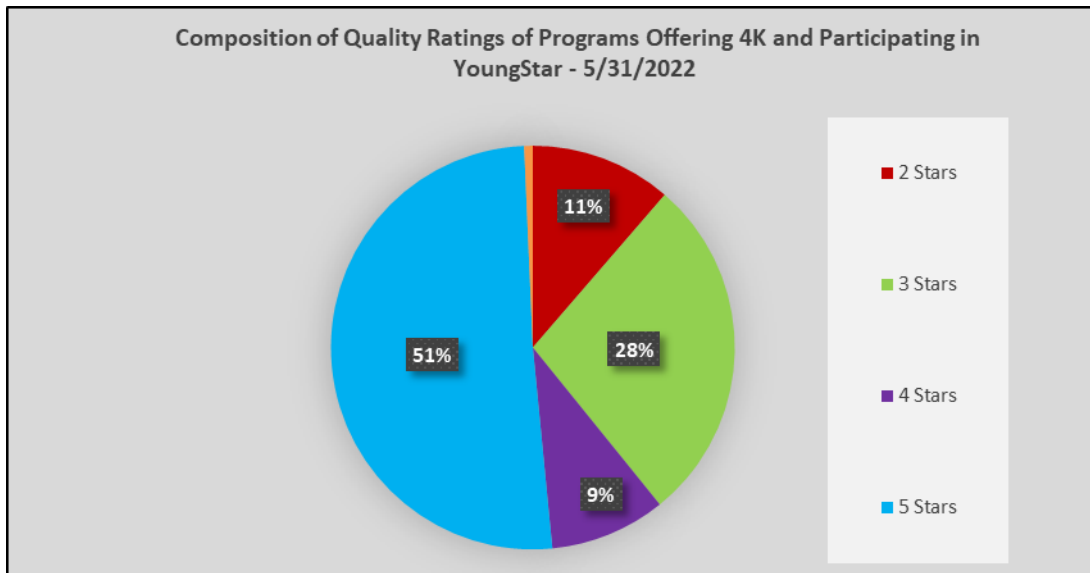
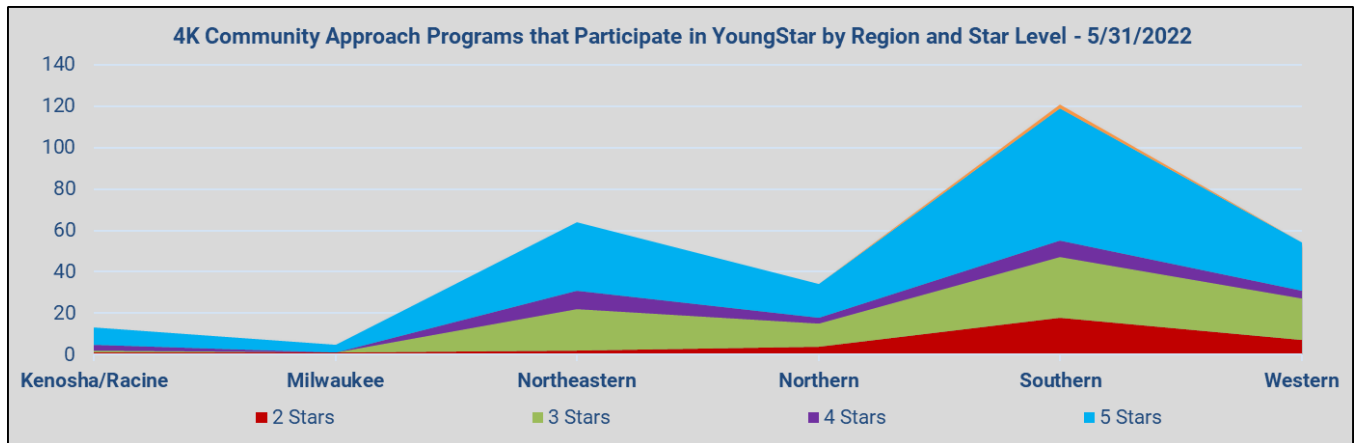
Data as of 5/31/2022

### YoungStar Data on Partnerships as of 5/31/2022:

Region	Standalone Head Starts	Standalone Head Starts with 4K Collaborations	Head Start Child Care Partners	4K Collaborations	YoungStar Providers
Kenosha/Racine	4	1	5	13	204
Milwaukee	3	0	53	5	1412
Northeastern	37	22	11	64	584
Northern	22	10	10	34	256
Southern	39	17	14	121	902
Western	32	13	7	54	483
<b>Total</b>	<b>137</b>	<b>63</b>	<b>100</b>	<b>291</b>	<b>3841</b>



Data as of 5/31/2022



The Head Start/4K Child Care Collaboration information is based on returned surveys and all programs may not be included.

Please see <https://dcf.wisconsin.gov/youngstar/program/impact> for more details.

Data as of 5/31/2022