

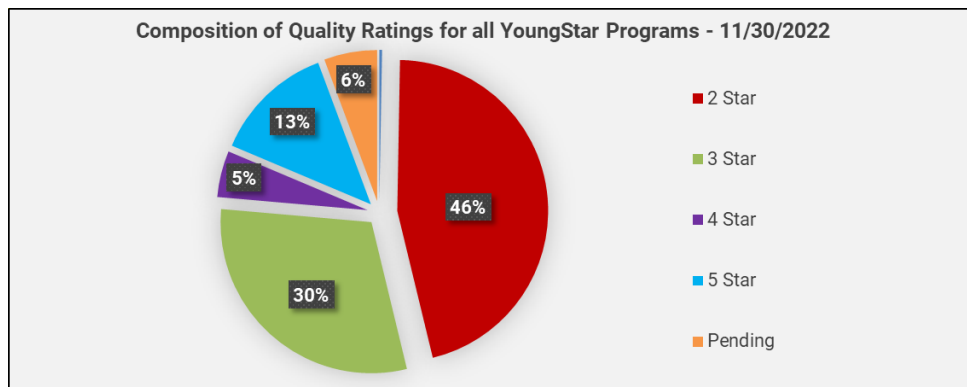
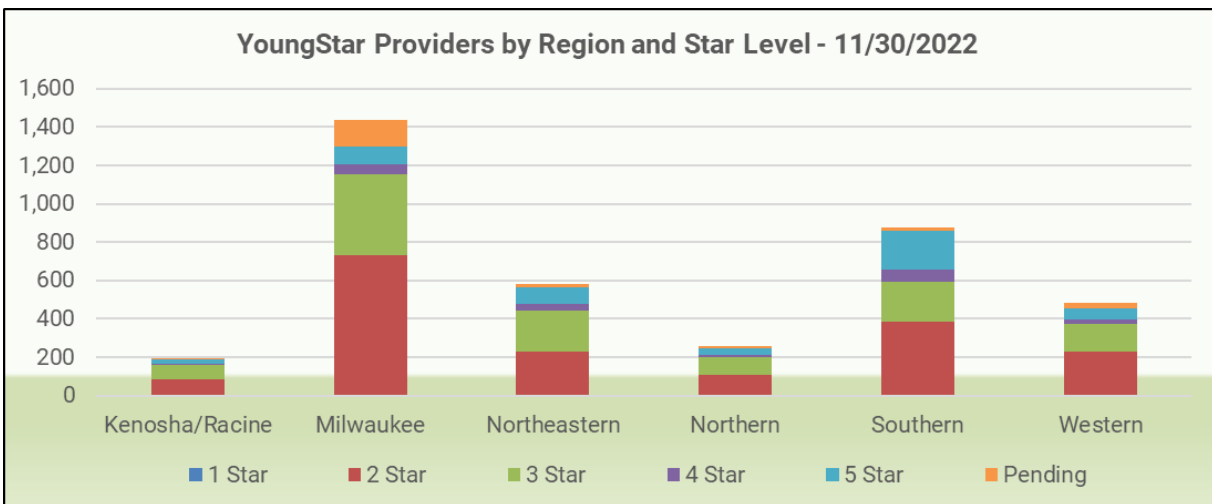
## Narrative of Monthly Report November 2022

For the month of November, the following are notable YoungStar statistics.

★ **Participation and Rating Composition:**

We currently have 3,832 programs participating in YoungStar. This is an increase of 6 programs as compared to October. The chart and graph below show the rating composition by region for the current month.

	1 Star	2 Star	3 Star	4 Star	5 Star	Pending	TOTAL
<b>Kenosha/Racine</b>	2	84	73	8	21	9	<b>197</b>
<b>Milwaukee</b>	6	727	422	49	95	138	<b>1,437</b>
<b>Northeastern</b>	0	230	214	35	84	18	<b>581</b>
<b>Northern</b>	0	107	96	10	35	8	<b>256</b>
<b>Southern</b>	3	380	208	68	201	18	<b>878</b>
<b>Western</b>	0	232	143	20	61	27	<b>483</b>
<b>Total</b>	<b>11</b>	<b>1,760</b>	<b>1,156</b>	<b>190</b>	<b>497</b>	<b>218</b>	<b>3,832</b>

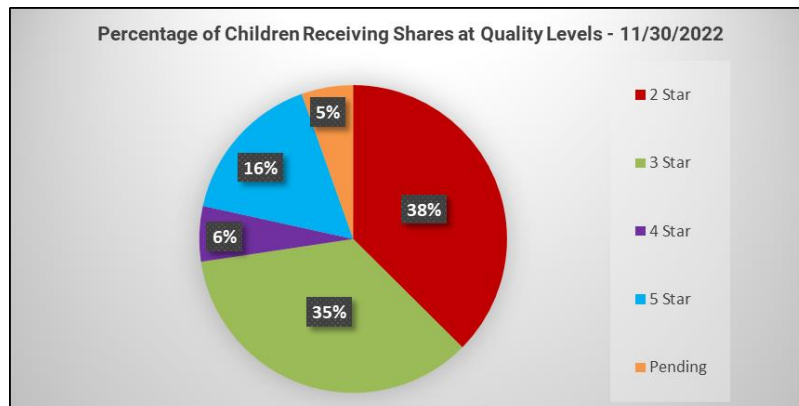
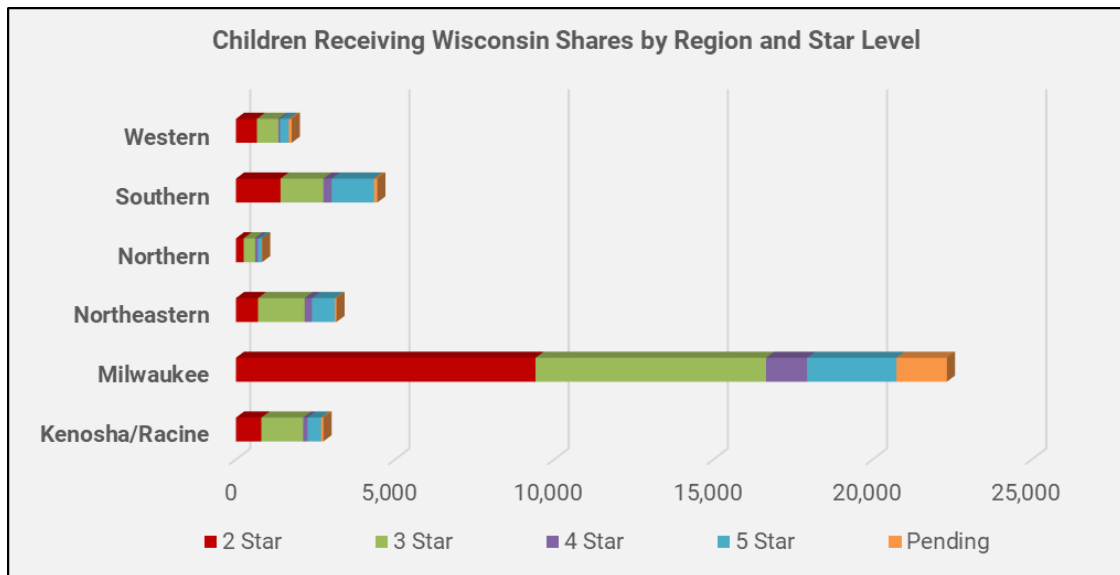


Data as of 11/30/2022

★ **Rating and Wisconsin Shares Data**

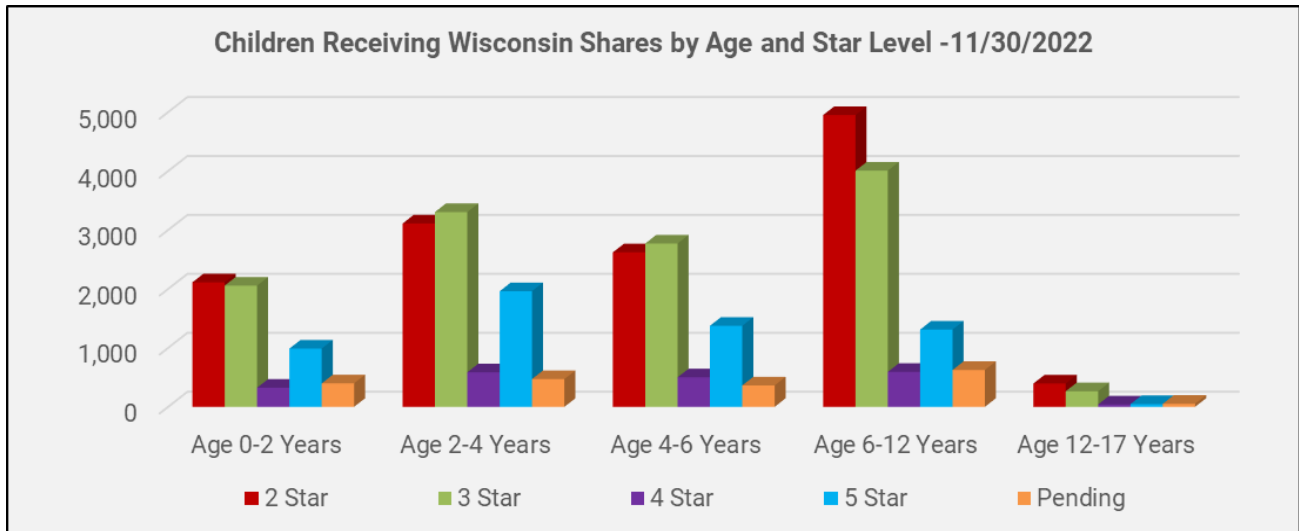
In November, the total number of programs currently rated was 3,614. There were an additional 218 programs with pending ratings. There were 2,861 programs with open Wisconsin Shares authorizations when the data was run for this report. There were 35,242 children receiving Wisconsin Shares as shown by region, age, and star level.

	2 Star	3 Star	4 Star	5 Star	Pending	Total
<b>Kenosha/Racine</b>	798	1,312	138	427	72	<b>2,747</b>
<b>Milwaukee</b>	9,408	7,240	1,288	2,806	1,584	<b>22,326</b>
<b>Northeastern</b>	690	1,468	226	721	52	<b>3,157</b>
<b>Northern</b>	240	360	87	129	5	<b>821</b>
<b>Southern</b>	1,399	1,347	260	1,327	107	<b>4,440</b>
<b>Western</b>	657	678	50	274	92	<b>1,751</b>
<b>Total</b>	<b>13,192</b>	<b>12,405</b>	<b>2,049</b>	<b>5,684</b>	<b>1,912</b>	<b>35,242</b>



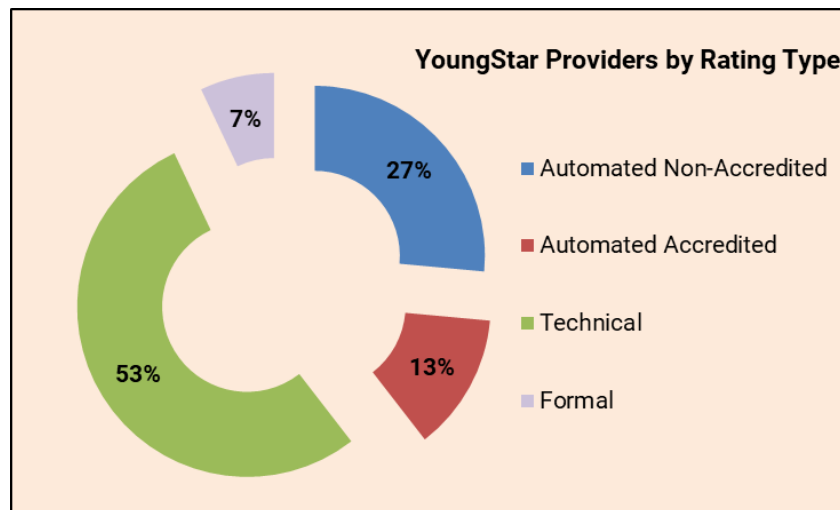
Data as of 11/30/2022

	2 Star	3 Star	4 Star	5 Star	Pending	Total
Age 0-2 Years	2,113	2,057	325	989	399	5,883
Age 2-4 Years	3,111	3,305	587	1,962	471	9,436
Age 4-6 Years	2,622	2,771	502	1,375	364	7,634
Age 6-12 Years	4,950	4,007	594	1,311	626	11,488
Age 12-17 Years	396	265	41	47	52	801
<b>Total</b>	<b>13,192</b>	<b>12,405</b>	<b>2,049</b>	<b>5,684</b>	<b>1,912</b>	<b>35,242</b>



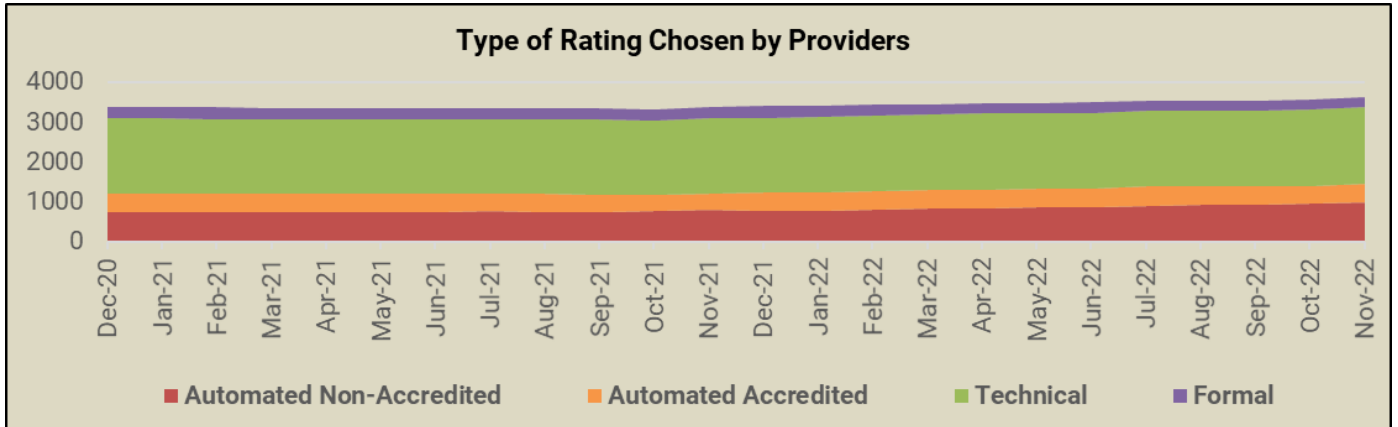
**Rating History and Composition:**

The composition of currently rated programs is shown below for November.

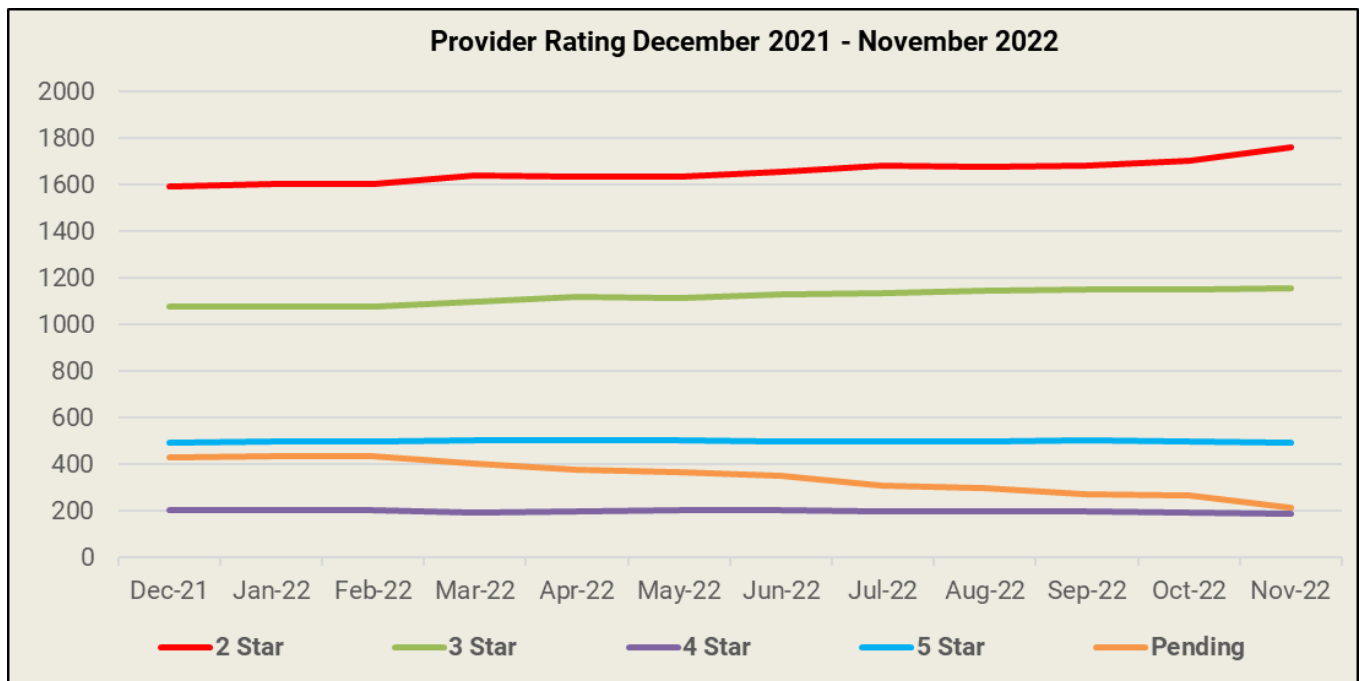


Data as of 11/30/2022

The graph below shows the movement in rating type chosen by providers over the past two years.



The graph below shows movement in rating levels for providers over the past year.

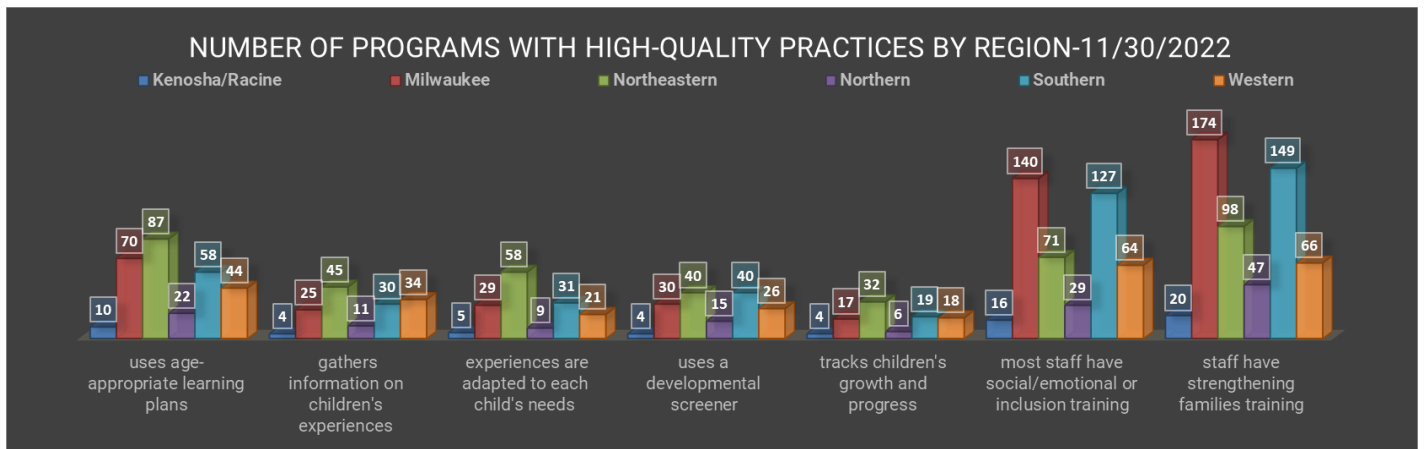


Data as of 11/30/2022

### High-Quality Practices:

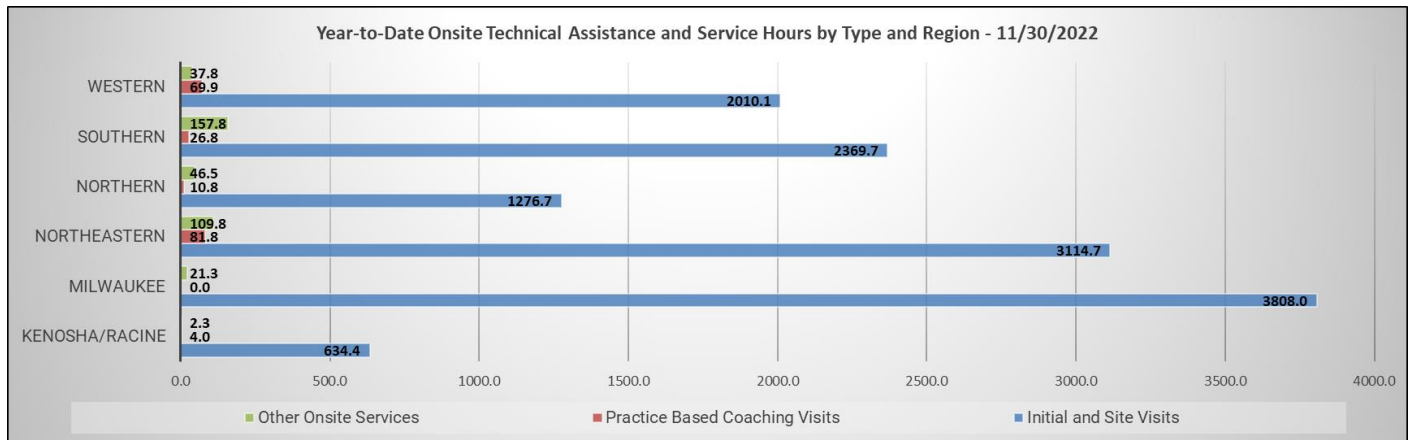
As part of the YoungStar evaluation process, programs can be evaluated for having key high-quality practices. The number of programs with high-quality practices is shown below by region.

11/30/2022	uses age-appropriate learning plans	gathers information on children's experiences	experiences are adapted to each child's needs	uses a developmental screener	tracks children's growth and progress	most staff have social/emotional or inclusion training	staff have strengthening families training
Kenosha/Racine	10	4	5	4	4	16	20
Milwaukee	70	25	29	30	17	140	174
Northeastern	87	45	58	40	32	71	98
Northern	22	11	9	15	6	29	47
Southern	58	30	31	40	19	127	149
Western	44	34	21	26	18	64	66
<b>Total</b>	<b>291</b>	<b>149</b>	<b>153</b>	<b>155</b>	<b>96</b>	<b>447</b>	<b>554</b>



### Onsite Services:

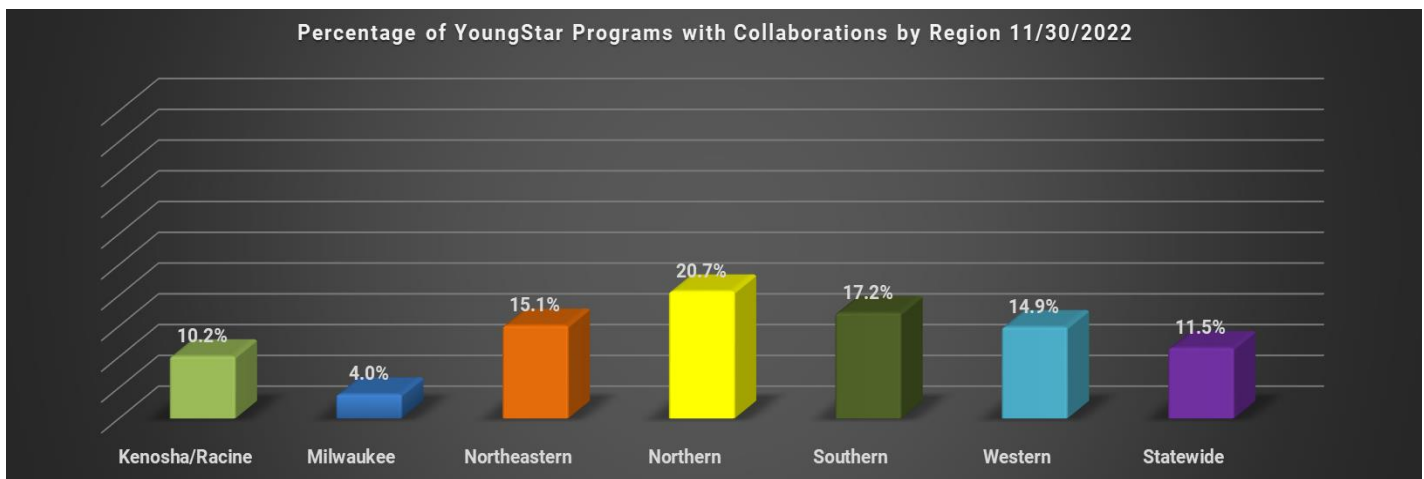
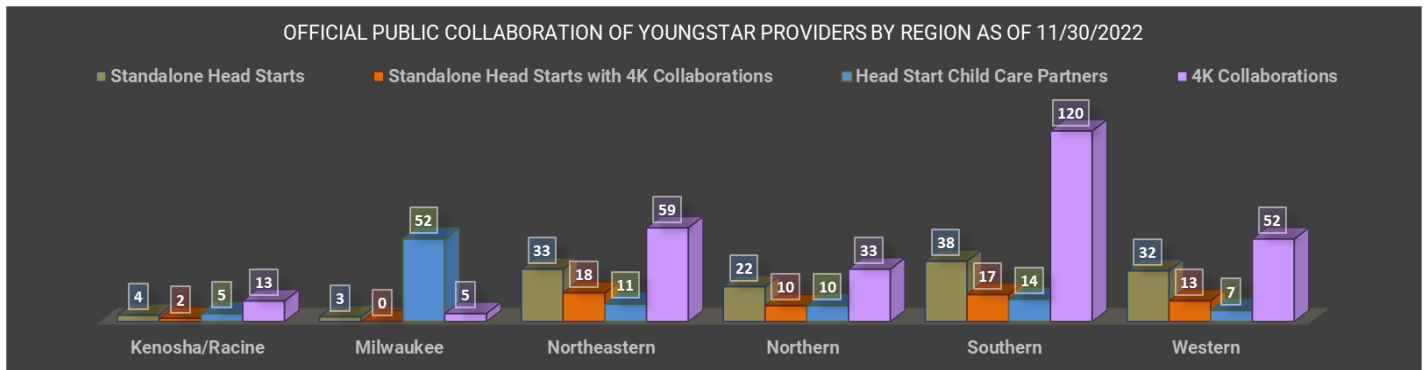
YoungStar provides thousands of hours of onsite technical assistance and other services every year to help early care programs with quality improvement across the state. Onsite services include things like site visits, practice based coaching services, and formal rating verification visits. The number of hours provided year-to-date are shown in the chart below by type and region.



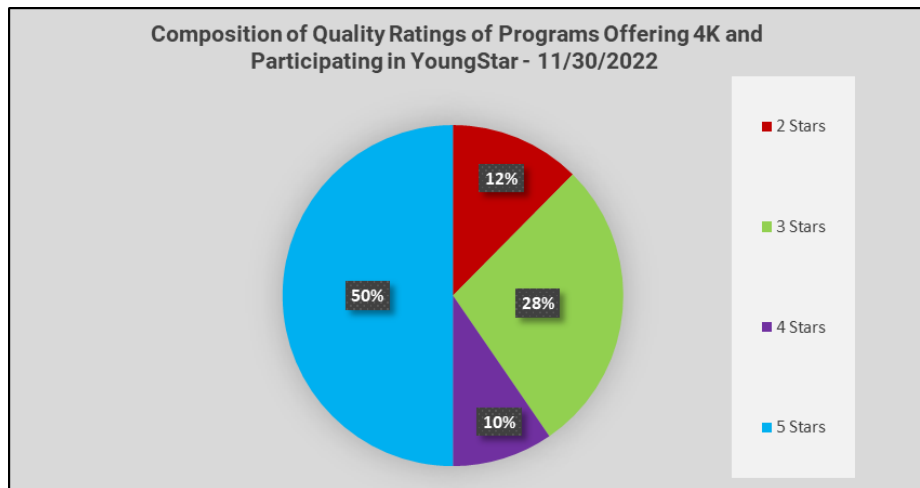
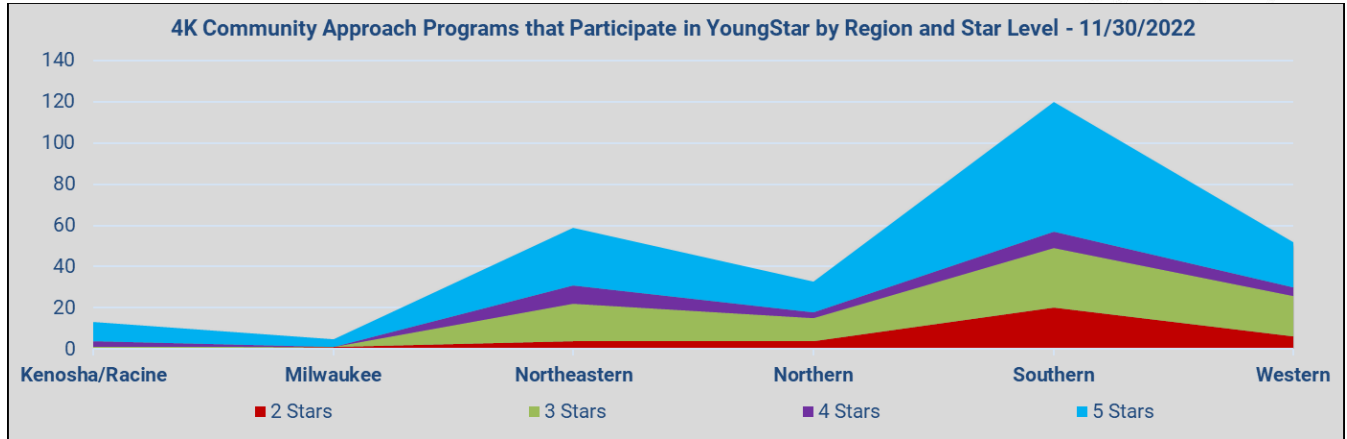
Data as of 11/30/2022

### YoungStar Data on Partnerships as of 11/30/2022:

Region	Standalone Head Starts	Standalone Head Starts with 4K Collaborations	Head Start Child Care Partners	4K Collaborations	YoungStar Providers
Kenosha/Racine	4	2	5	13	197
Milwaukee	3	0	52	5	1437
Northeastern	33	18	11	59	581
Northern	22	10	10	33	256
Southern	38	17	14	120	878
Western	32	13	7	52	483
<b>Total</b>	<b>132</b>	<b>60</b>	<b>99</b>	<b>282</b>	<b>3832</b>



Data as of 11/30/2022



The Head Start/4K Child Care Collaboration information is based on returned surveys and all programs may not be included.

Please see <https://dcf.wisconsin.gov/youngstar/program/impact> for more details.

Data as of 11/30/2022