

## Narrative of Monthly Report April 2023

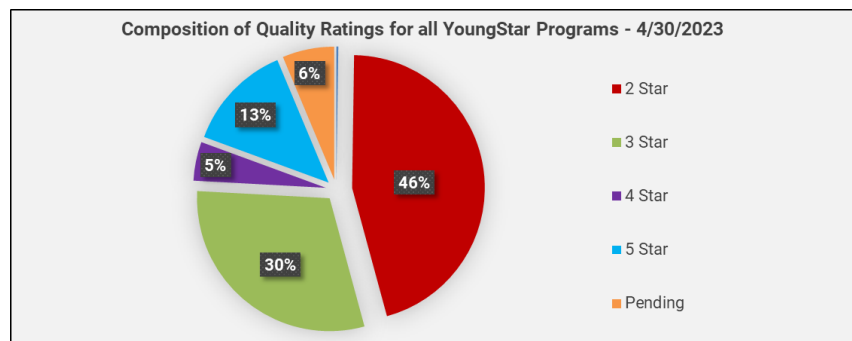
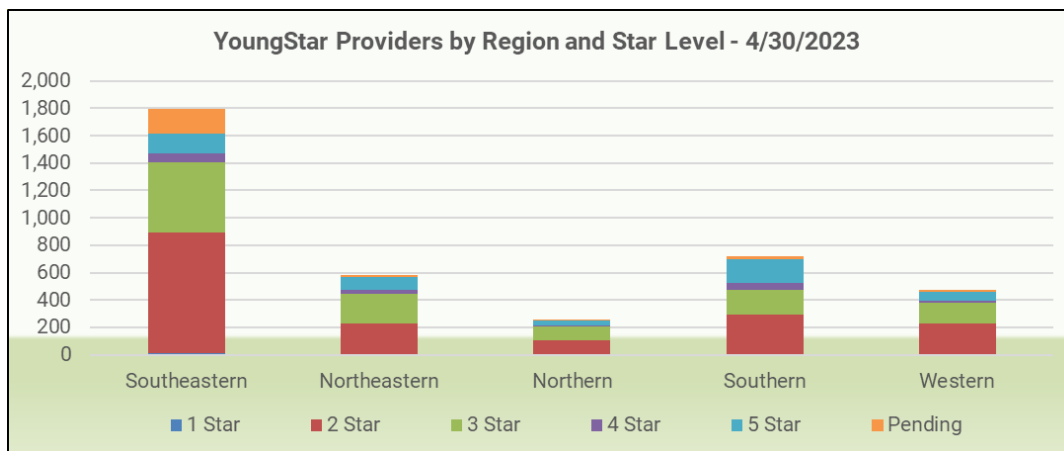
YoungStar is transitioning to a new service provider in 2023. There are now five YoungStar Regions instead of six. The Milwaukee and Kenosha/Racine Regions have been merged into the Southeastern Region. Waukesha County is now part of the Southeastern Region. These changes and adjustments are reflected in the data.

For the month of April, the following are notable YoungStar statistics.

★ **Participation and Rating Composition:**

We currently have 3828 programs participating in YoungStar. This is an increase of 15 programs as compared to March. The chart and graph below show the rating composition by region for the current month.

	1 Star	2 Star	3 Star	4 Star	5 Star	Pending	TOTAL
<b>Southeastern</b>	8	887	509	66	145	180	<b>1,795</b>
<b>Northeastern</b>	0	230	215	31	91	17	<b>584</b>
<b>Northern</b>	0	108	98	10	33	8	<b>257</b>
<b>Southern</b>	1	293	177	55	171	20	<b>717</b>
<b>Western</b>	0	225	153	19	61	17	<b>475</b>
<b>Total</b>	<b>9</b>	<b>1,743</b>	<b>1,152</b>	<b>181</b>	<b>501</b>	<b>242</b>	<b>3,828</b>

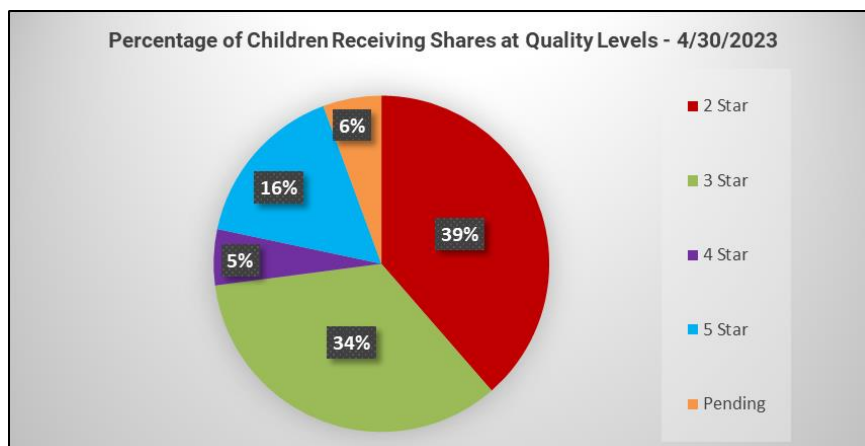
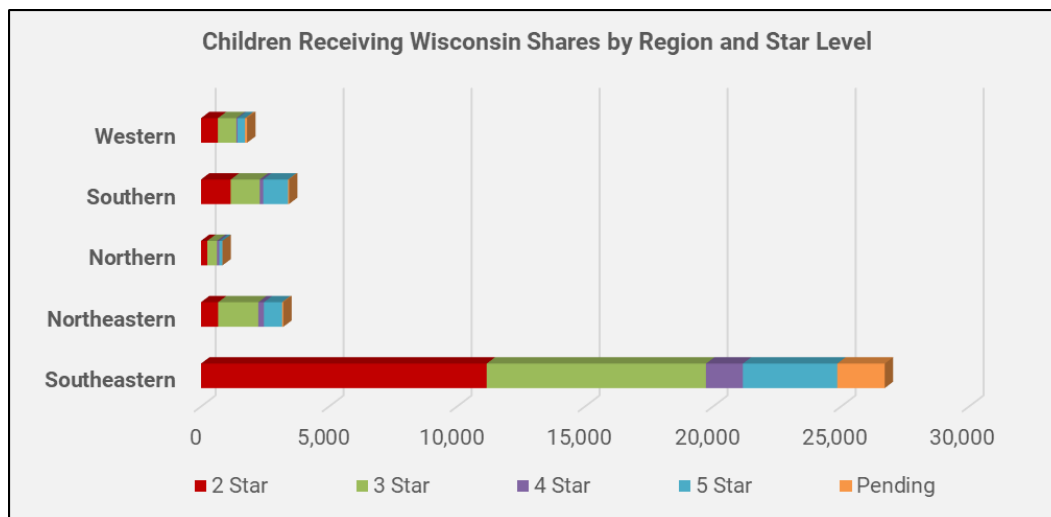


Data as of 4/30/2023

★ **Rating and Wisconsin Shares Data**

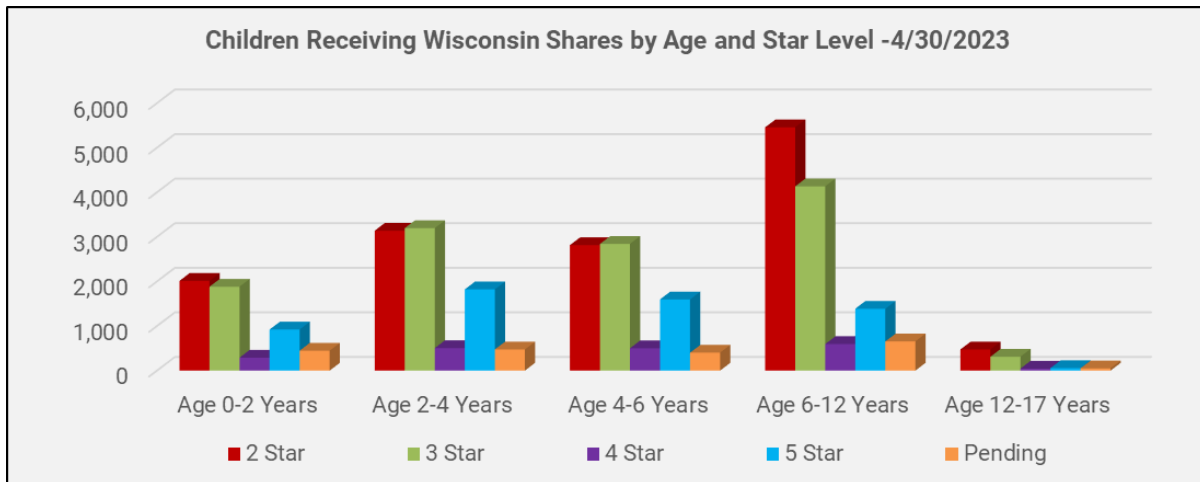
In April, the total number of programs currently rated was 3,586. There were an additional 242 programs with pending ratings. There were 2,895 programs with open Wisconsin Shares authorizations when the data was run for this report. There were 36,011 children receiving Wisconsin Shares as shown by region, age, and star level.

	2 Star	3 Star	4 Star	5 Star	Pending	Total
<b>Southeastern</b>	11,162	8,565	1,439	3,690	1,852	<b>26,708</b>
<b>Northeastern</b>	671	1,566	222	710	49	<b>3,218</b>
<b>Northern</b>	246	376	92	124	4	<b>842</b>
<b>Southern</b>	1,160	1,134	138	968	40	<b>3,440</b>
<b>Western</b>	660	725	45	290	83	<b>1,803</b>
<b>Total</b>	<b>13,899</b>	<b>12,366</b>	<b>1,936</b>	<b>5,782</b>	<b>2,028</b>	<b>36,011</b>



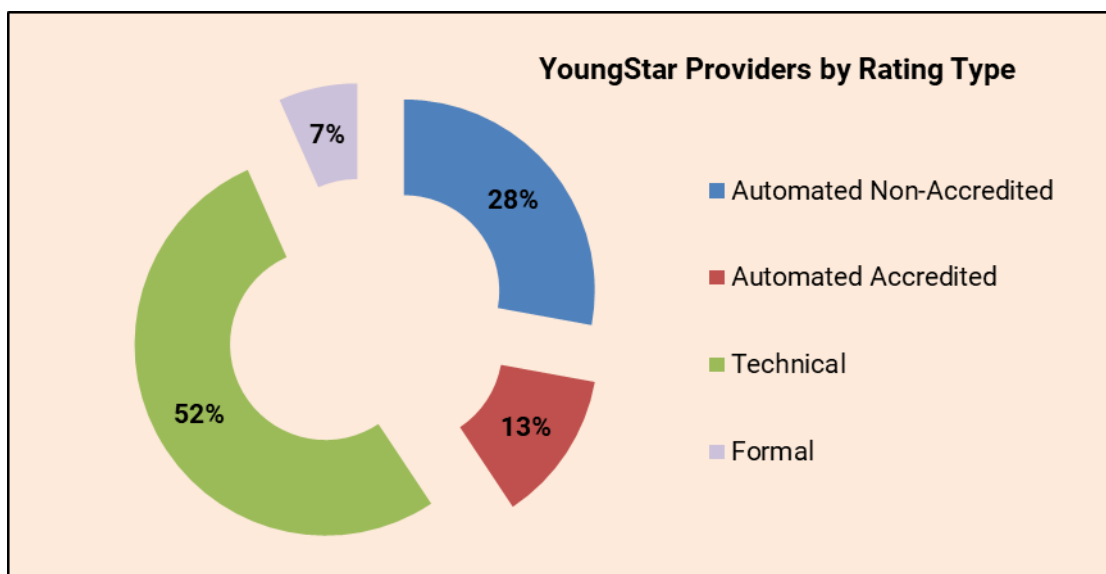
Data as of 4/30/2023

	2 Star	3 Star	4 Star	5 Star	Pending	Total
Age 0-2	2,013	1,882	290	921	447	5,553
Age 2-4	3,138	3,196	505	1,822	474	9,135
Age 4-6	2,816	2,842	500	1,596	402	8,156
Age 6-12	5,458	4,134	596	1,387	654	12,229
Age 12-17	474	312	45	56	51	938
<b>Total</b>	<b>13,899</b>	<b>12,366</b>	<b>1,936</b>	<b>5,782</b>	<b>2,028</b>	<b>36,011</b>



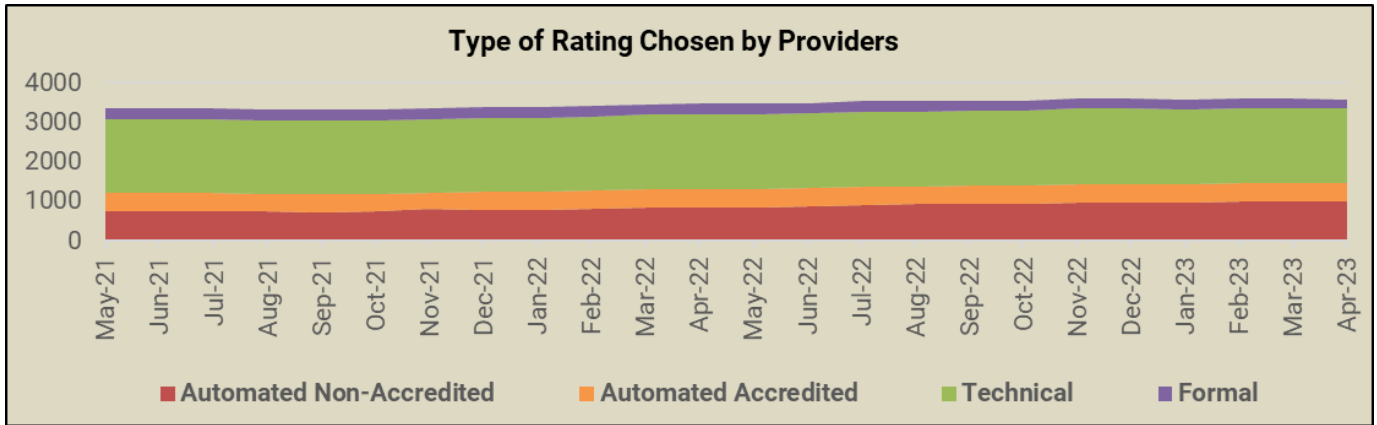
★ **Rating History and Composition:**

The composition of currently rated programs is shown below for April.

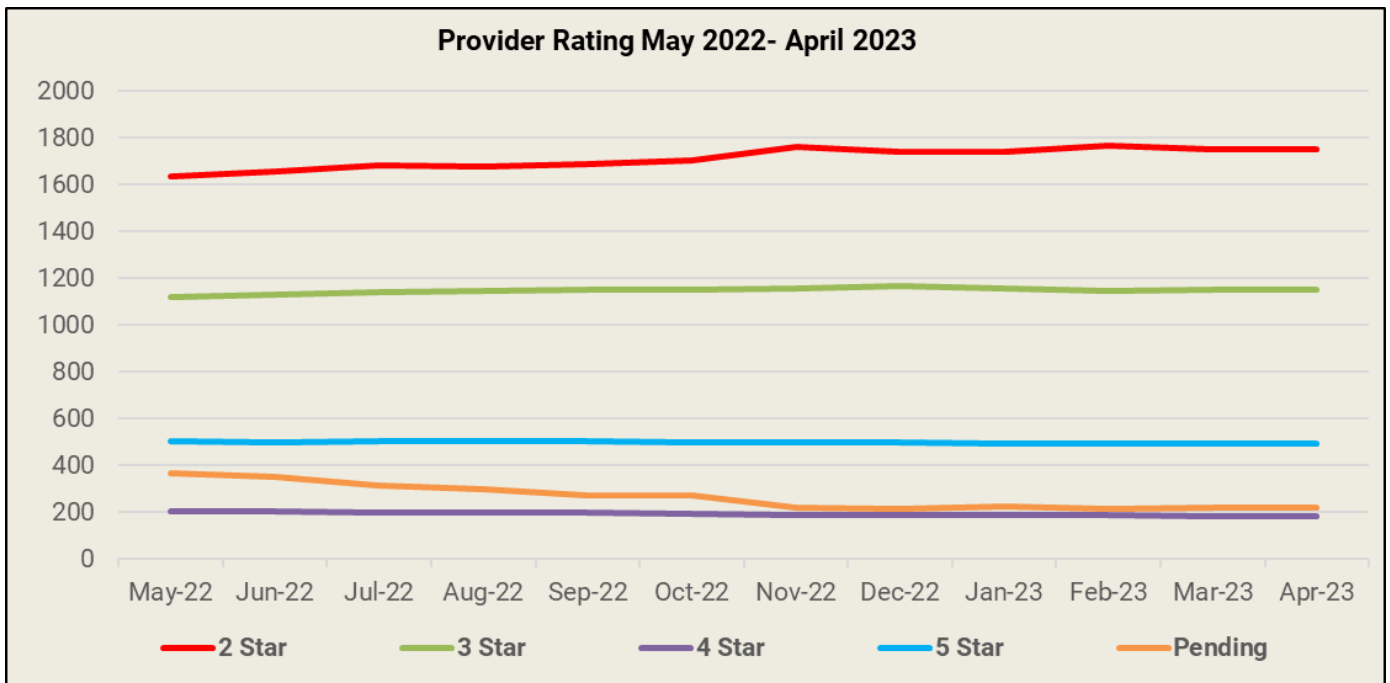


Data as of 4/30/2023

The graph below shows the movement in rating type chosen by providers over the past two years.



The graph below shows movement in rating levels for providers over the past year.

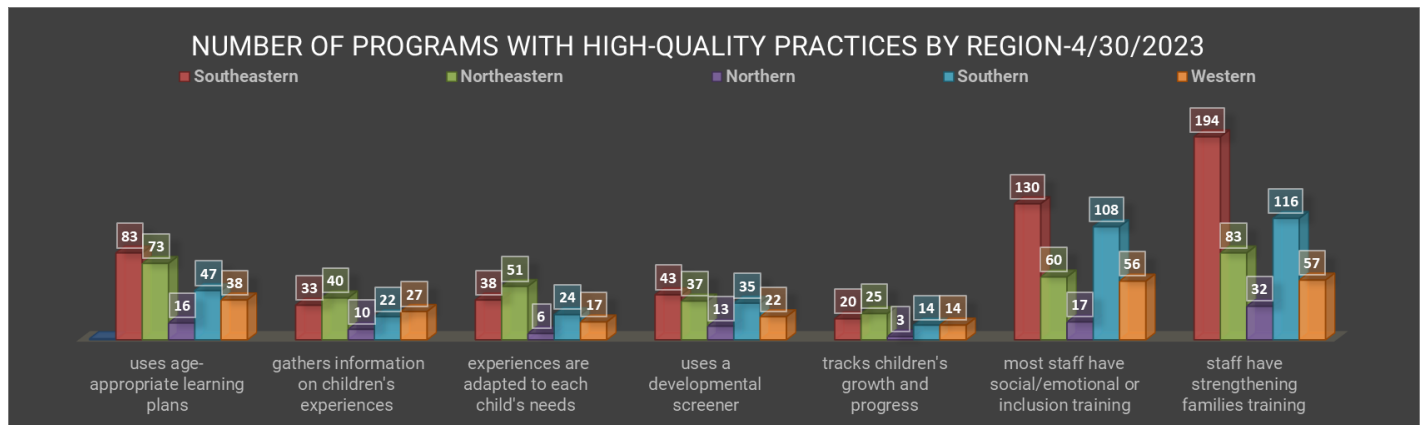


Data as of 4/30/2023

★ **High-Quality Practices:**

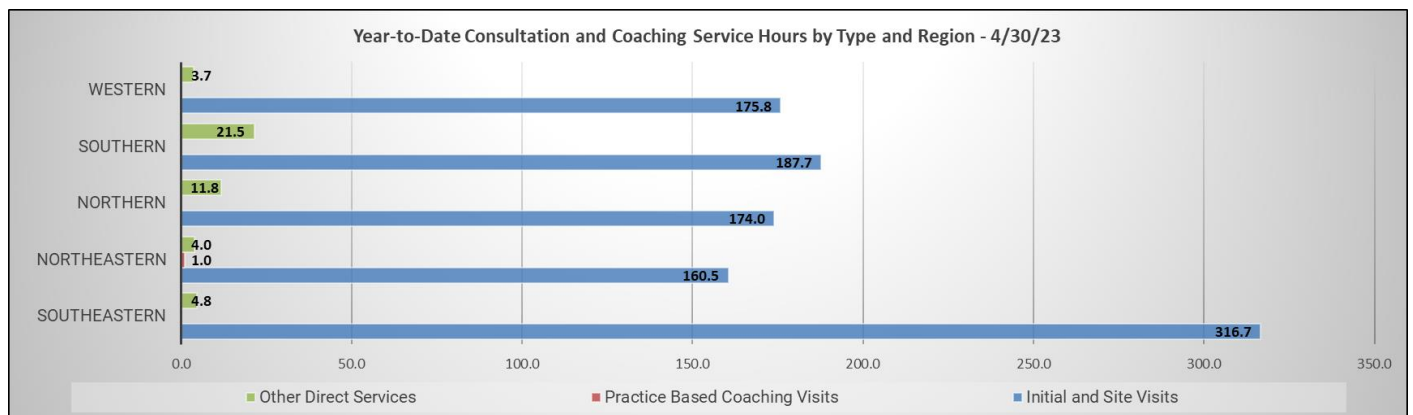
As part of the YoungStar evaluation process, programs can be evaluated for having key high-quality practices. The number of programs with high-quality practices is shown below by region.

4/30/2023	uses age-appropriate learning plans	gathers information on children's experiences	experiences are adapted to each child's needs	uses a developmental screener	tracks children's growth and progress	most staff have social/emotional or inclusion training	staff have strengthening families training
Southeastern	83	33	38	43	20	130	194
Northeastern	73	40	51	37	25	60	83
Northern	16	10	6	13	3	17	32
Southern	47	22	24	35	14	108	116
Western	38	27	17	22	14	56	57
<b>Total</b>	<b>257</b>	<b>132</b>	<b>136</b>	<b>150</b>	<b>76</b>	<b>371</b>	<b>482</b>



★ **Onsite Services:**

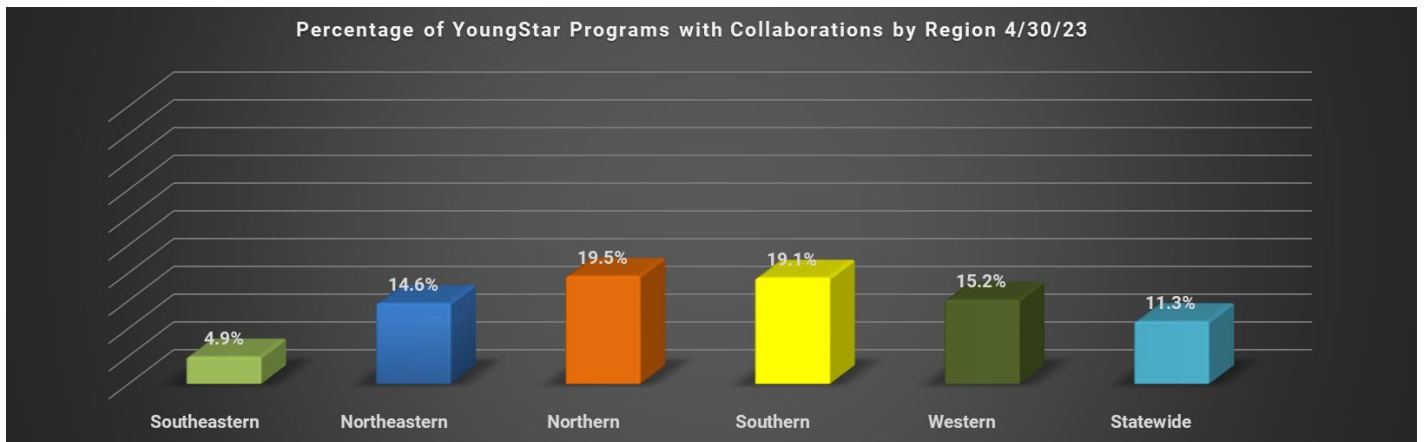
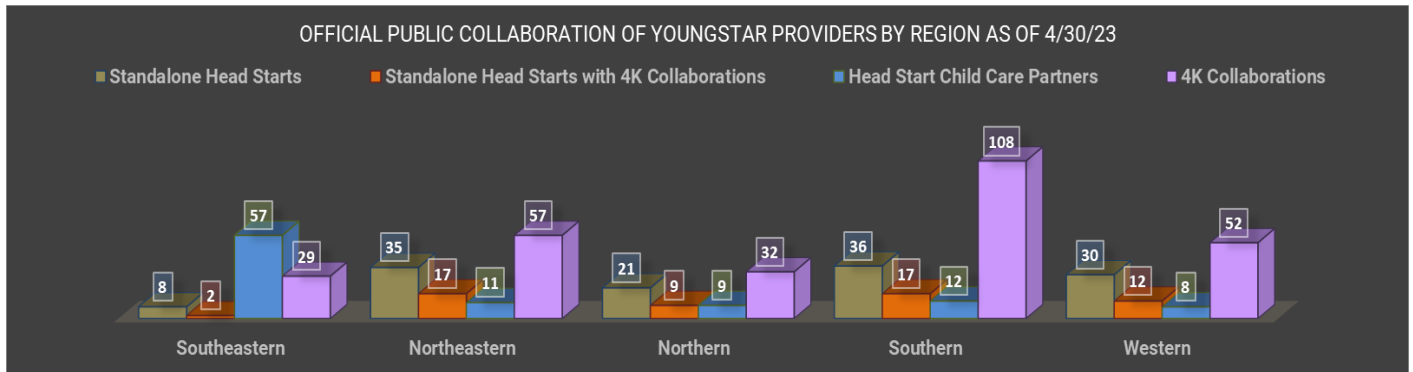
YoungStar provides thousands of hours of direct consultation and coaching services every year to help early care programs with quality improvement across the state. Direct services include things like site visits, practice based coaching services, and formal rating verification visits. The number of hours provided year-to-date are shown in the chart below by type and region.



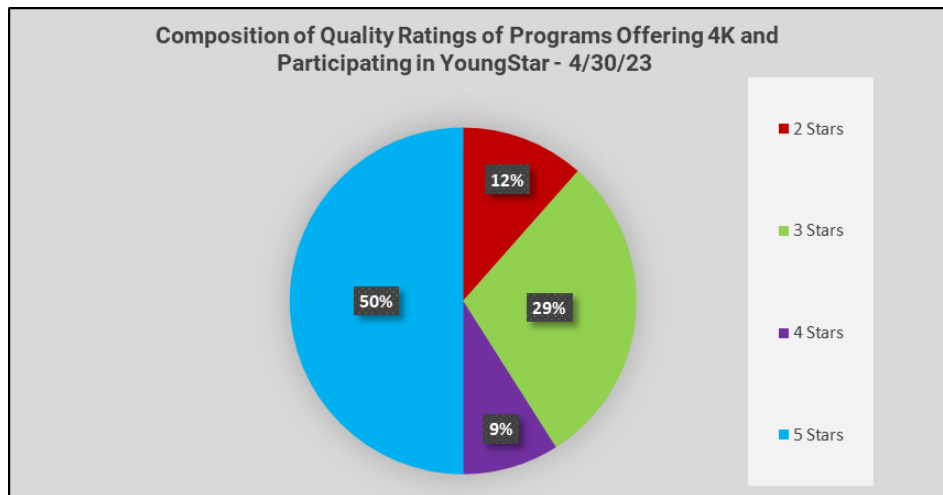
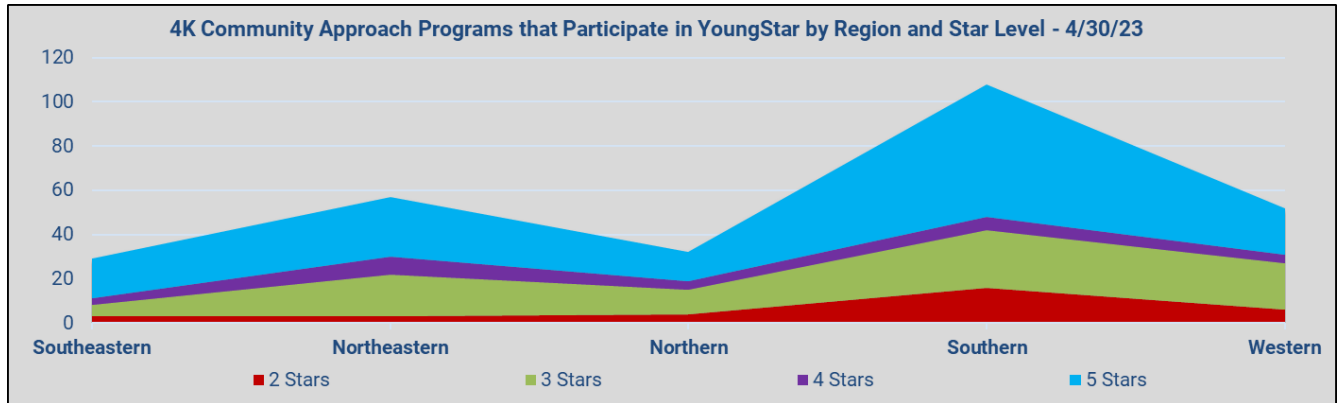
Data as of 4/30/2023

★ YoungStar Data on Partnerships as of 4/30/2023:

Region	Standalone Head Starts	Standalone Head Starts with 4K Collaborations	Head Start Child Care Partners	4K Collaborations	YoungStar Providers
Southeastern	8	2	57	29	1795
Northeastern	35	17	11	57	584
Northern	21	9	9	32	257
Southern	36	17	12	108	717
Western	30	12	8	52	475
<b>Total</b>	<b>130</b>	<b>57</b>	<b>97</b>	<b>278</b>	<b>3828</b>



Data as of 4/30/2023



The Head Start/4K Child Care Collaboration information is based on returned surveys and all programs may not be included.

Please see <https://dcf.wisconsin.gov/youngstar/program/impact> for more details.

Data as of 4/30/2023