

Narrative of Monthly Report August 2023

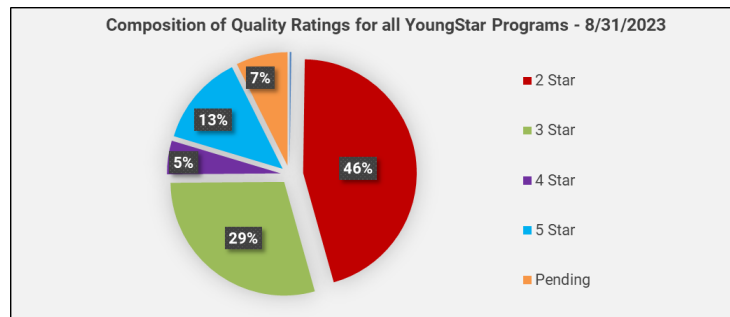
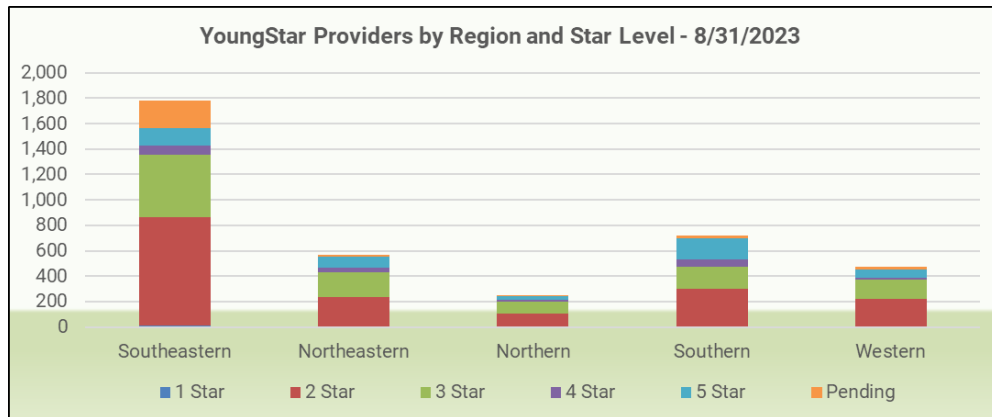
YoungStar has transitioned to a new service provider in 2023. There are now five YoungStar Regions instead of six. The Milwaukee and Kenosha/Racine Regions have been merged into the Southeastern Region. Waukesha County is now part of the Southeastern Region. These changes and adjustments are reflected in the data.

For the month of August, the following are notable YoungStar statistics.

★ **Participation and Rating Composition:**

We currently have 3,792 programs participating in YoungStar. This is a decrease of 16 programs as compared to July. The chart and graph below show the rating composition by region for the current month.

	1 Star	2 Star	3 Star	4 Star	5 Star	Pending	TOTAL
Southeastern	9	854	494	67	142	217	1,783
Northeastern	0	232	200	34	84	20	570
Northern	0	109	92	10	33	7	251
Southern	0	303	174	53	171	16	717
Western	0	224	148	17	63	19	471
Total	9	1,722	1,108	181	493	279	3,792

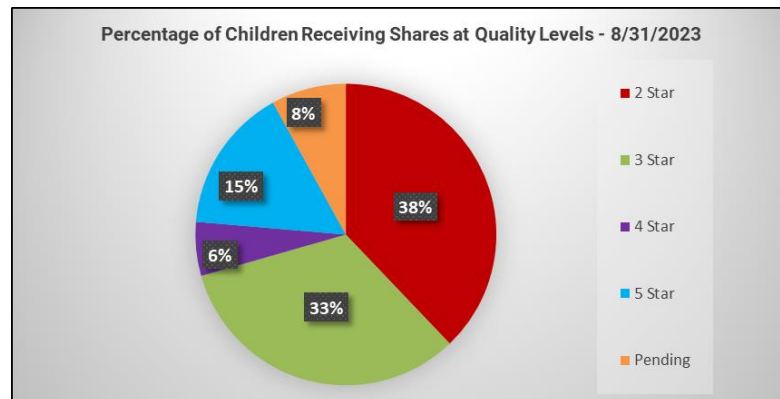
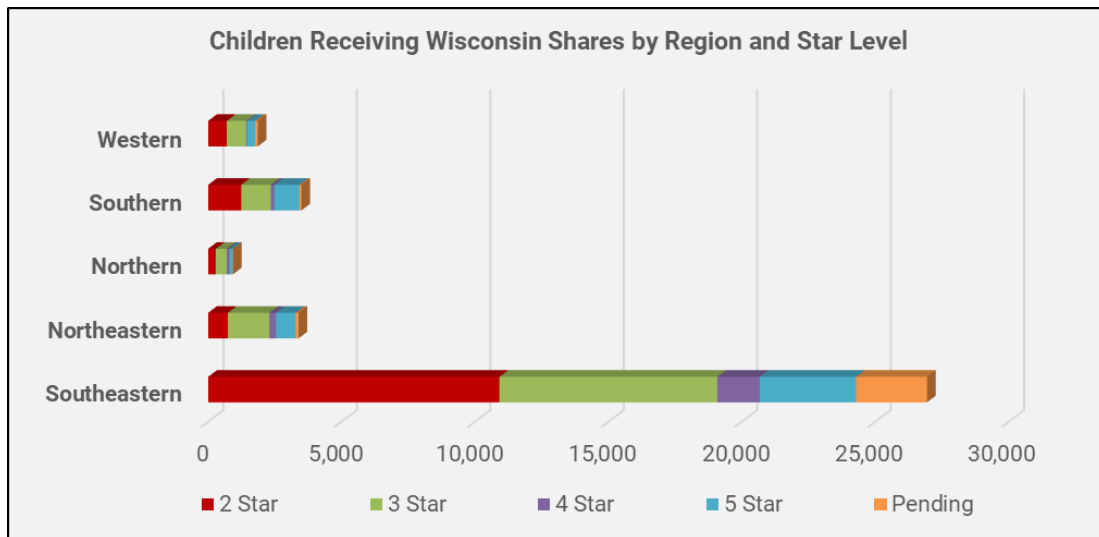


Data as of 8/31/2023

★ **Rating and Wisconsin Shares Data**

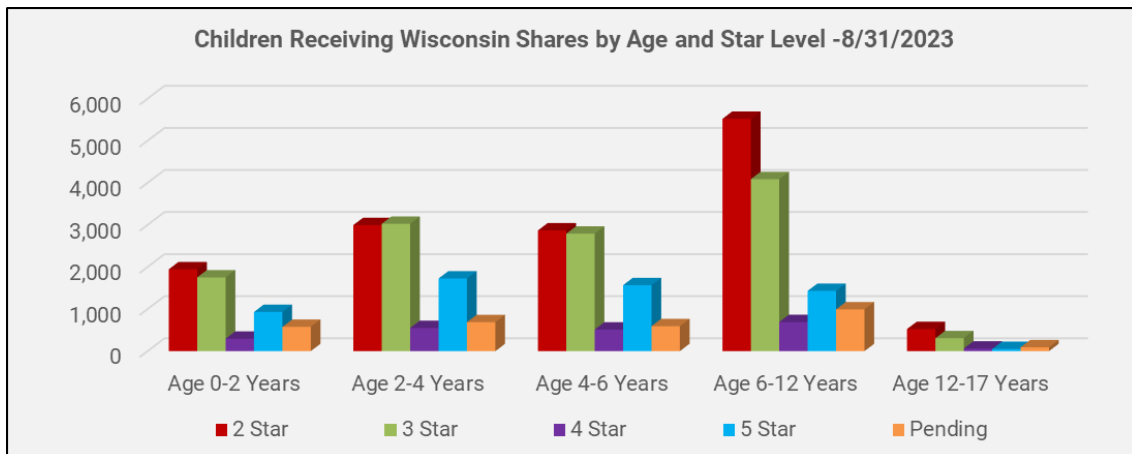
In August, the total number of programs currently rated was 3,513. There were an additional 279 programs with pending ratings. There were 2,684 programs with open Wisconsin Shares authorizations when the data was run for this report. There were children receiving Wisconsin Shares as shown by region, age, and star level.

	2 Star	3 Star	4 Star	5 Star	Pending	Total
Southeastern	10,908	8,166	1,592	3,610	2,658	26,934
Northeastern	734	1,557	247	738	110	3,386
Northern	281	416	101	123	6	927
Southern	1,238	1,106	135	944	71	3,494
Western	697	724	39	295	100	1,855
Total	13,858	11,969	2,114	5,710	2,945	36,596



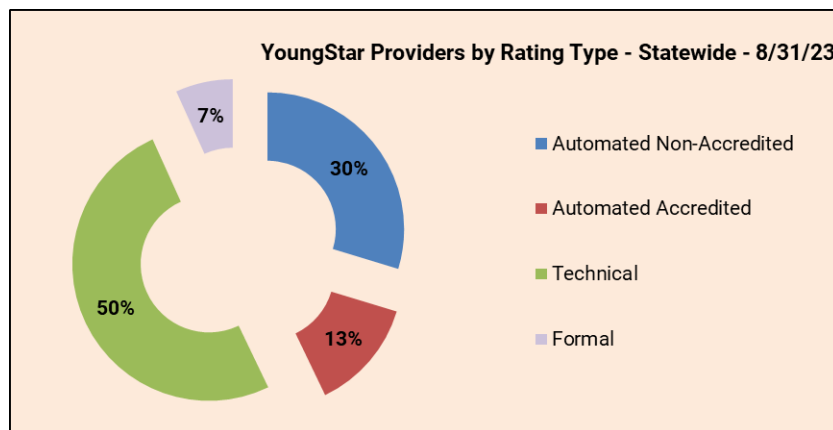
Data as of 8/31/2023

	2 Star	3 Star	4 Star	5 Star	Pending	Total
Age 0-2	1,946	1,753	296	932	577	5,504
Age 2-4	2,996	3,027	550	1,726	689	8,988
Age 4-6	2,869	2,792	514	1,568	594	8,337
Age 6-12	5,521	4,088	691	1,432	993	12,725
Age 12-17	526	309	63	52	92	1,042
Total	13,858	11,969	2,114	5,710	2,945	36,596



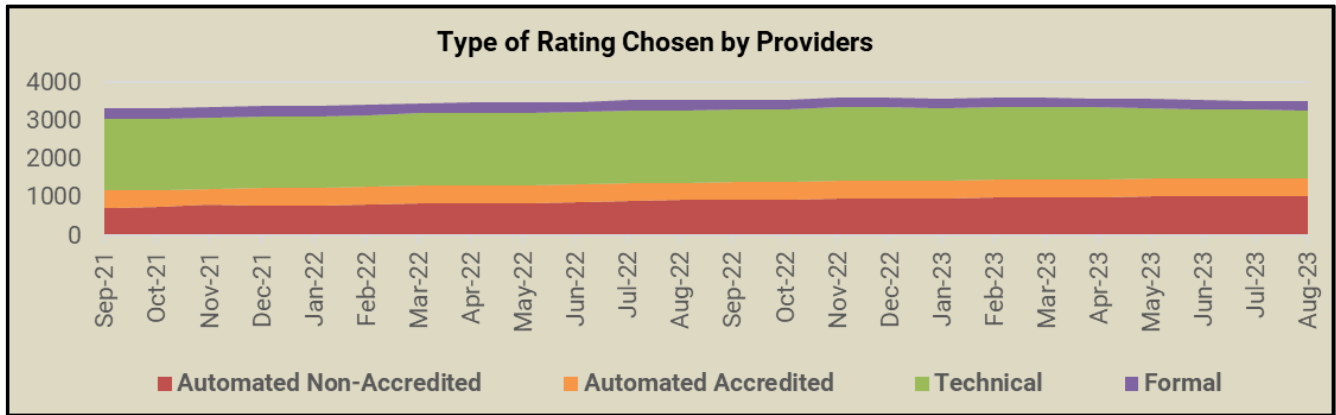
★ **Rating History and Composition:**

The composition of currently rated programs is shown below for August.

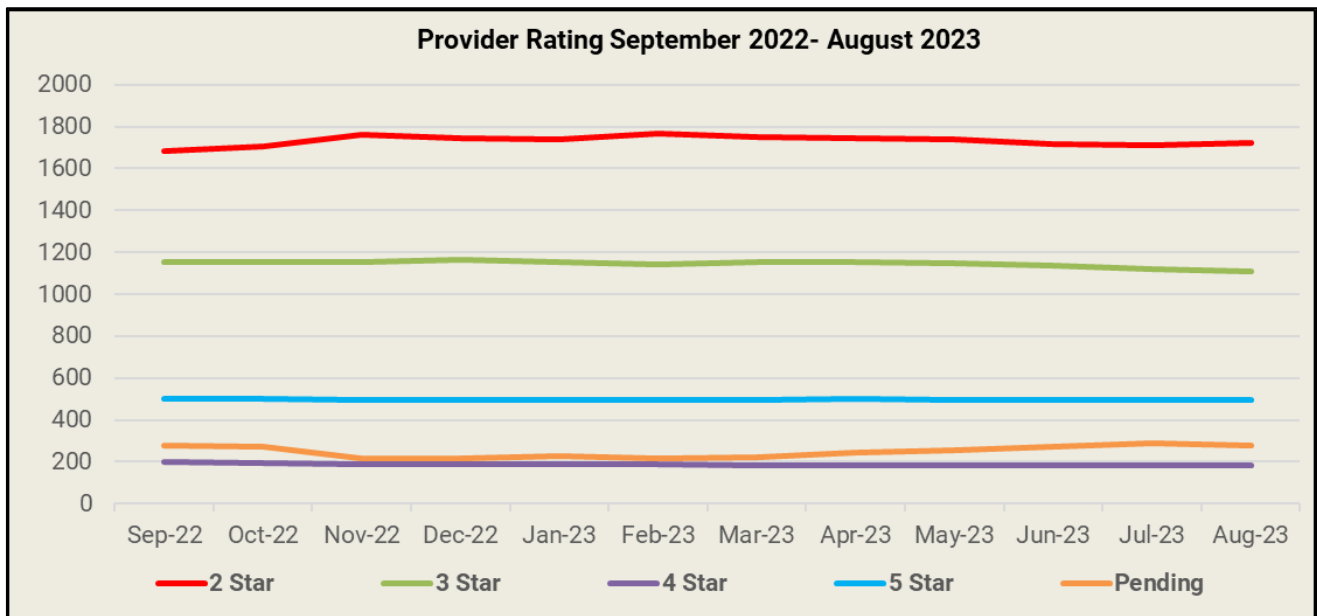


Data as of 8/31/2023

The graph below shows the movement in rating type chosen by providers over the past two years.



The graph below shows movement in rating levels for providers over the past year.

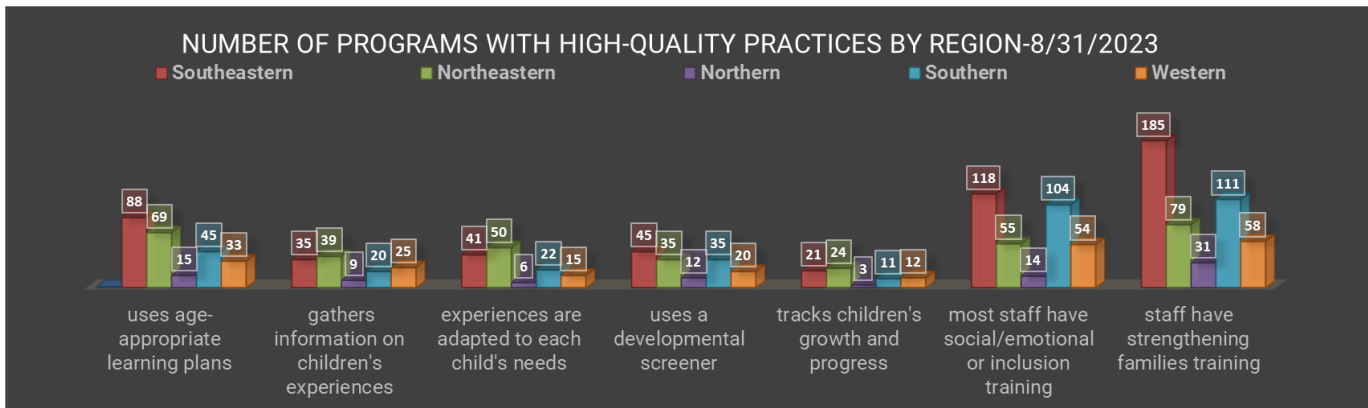


Data as of 8/31/2023

★ **High-Quality Practices:**

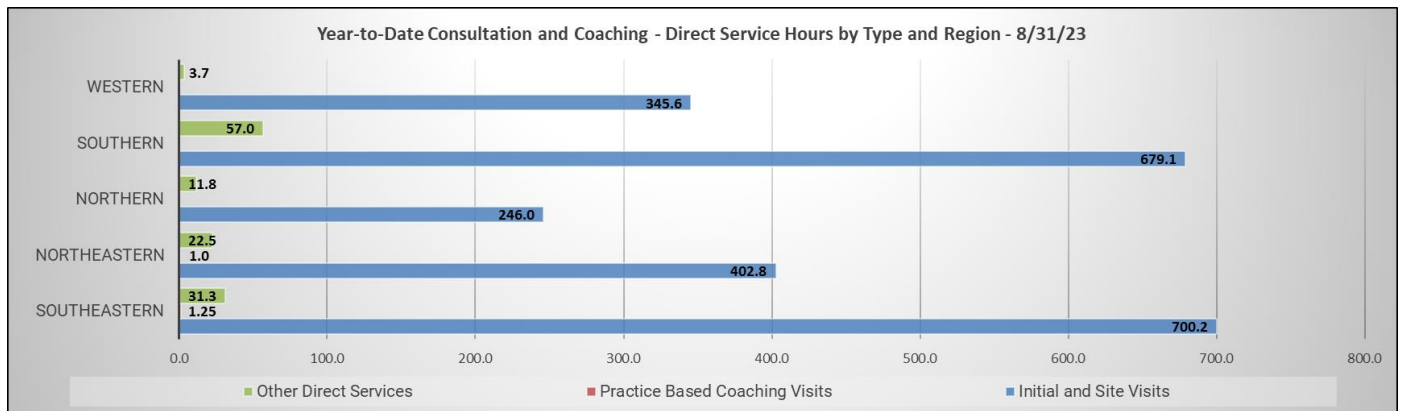
As part of the YoungStar evaluation process, programs can be evaluated for having key high-quality practices. The number of programs with high-quality practices is shown below by region.

8/31/2023	uses age-appropriate learning plans	gathers information on children's experiences	experiences are adapted to each child's needs	uses a developmental screener	tracks children's growth and progress	most staff have social/emotional or inclusion training	staff have strengthening families training
Southeastern	88	35	41	45	21	118	185
Northeastern	69	39	50	35	24	55	79
Northern	15	9	6	12	3	14	31
Southern	45	20	22	35	11	104	111
Western	33	25	15	20	12	54	58
Total	250	128	134	147	71	345	464



★ **Onsite Services:**

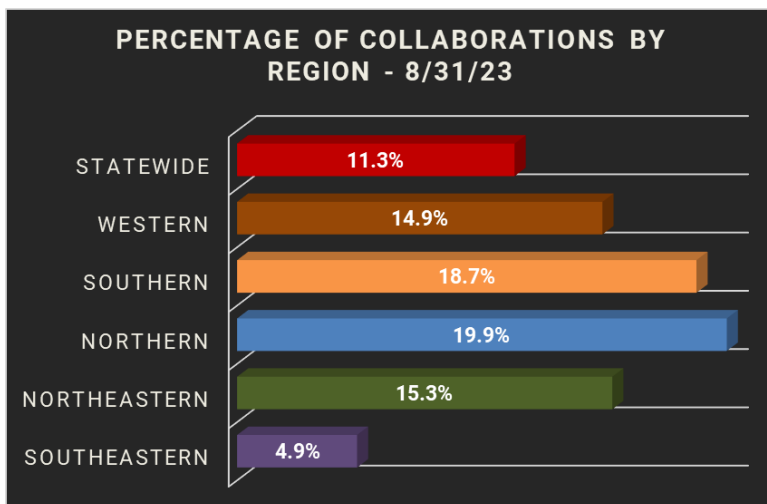
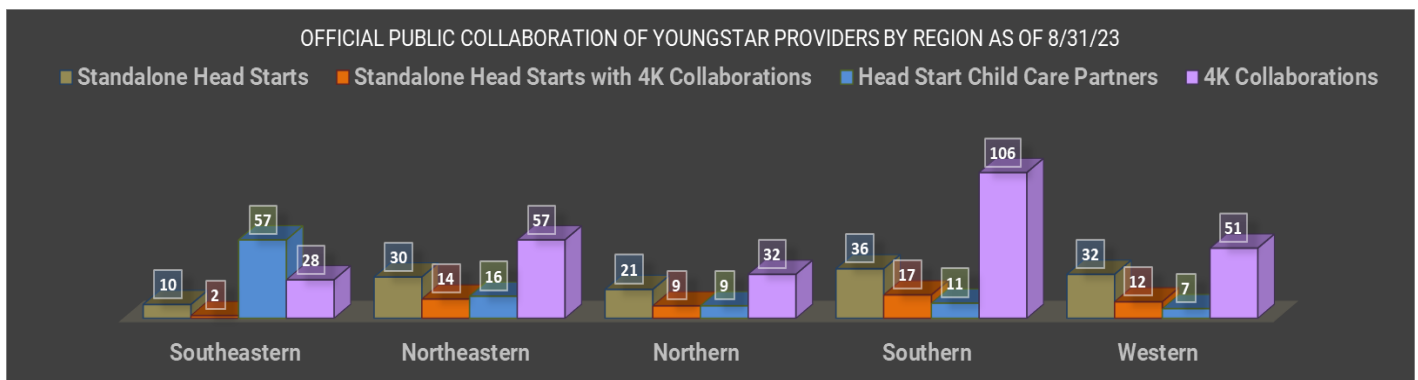
YoungStar provides thousands of hours of direct consultation and coaching services every year to help early care programs with quality improvement across the state. Direct services include things like site visits, practice based coaching services, and formal rating verification visits. The number of hours provided year-to-date are shown in the chart below by type and region.



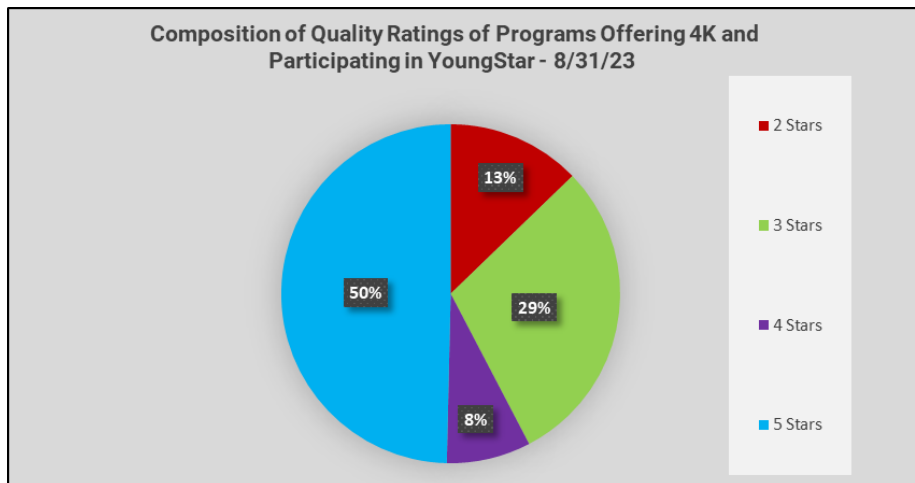
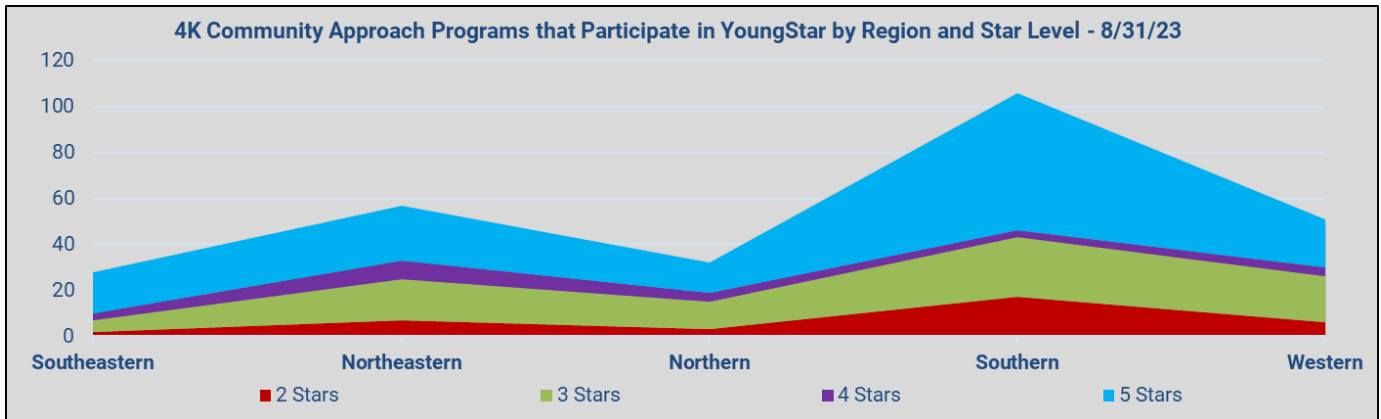
Data as of 8/31/2023

★ YoungStar Data on Partnerships as of 8/31/2023:

Region	Standalone Head Starts	Standalone Head Starts with 4K Collaborations	Head Start Child Care Partners	4K Collaborations	YoungStar Providers
Southeastern	10	2	57	28	1783
Northeastern	30	14	16	57	570
Northern	21	9	9	32	251
Southern	36	17	11	106	717
Western	32	12	7	51	471
Total	129	54	100	274	3792



Data as of 8/31/2023



The Head Start/4K Child Care Collaboration information is based on returned surveys and all programs may not be included.

Please see <https://dcf.wisconsin.gov/youngstar/program/impact> for more details.

Data as of 8/31/2023