

Narrative of Monthly Report January 2023

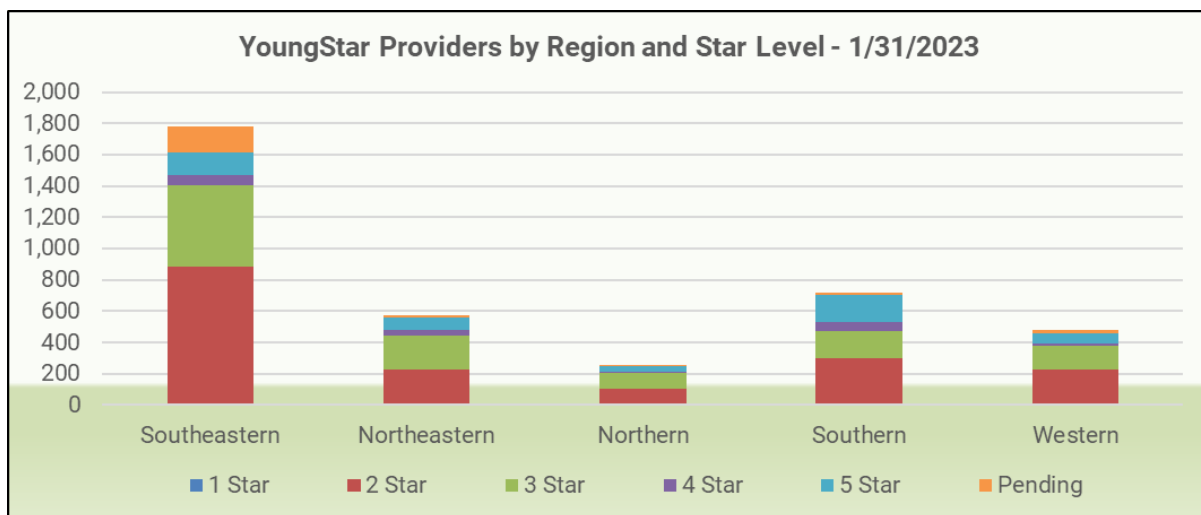
YoungStar is transitioning to a new service provider in 2023. There are now five YoungStar Regions instead of six. The Milwaukee and Kenosha/Racine Regions have been merged into the Southeastern Region. Waukesha County is now part of the Southeastern Region. These changes and adjustments are reflected in the data.

For the month of January, the following are notable YoungStar statistics.

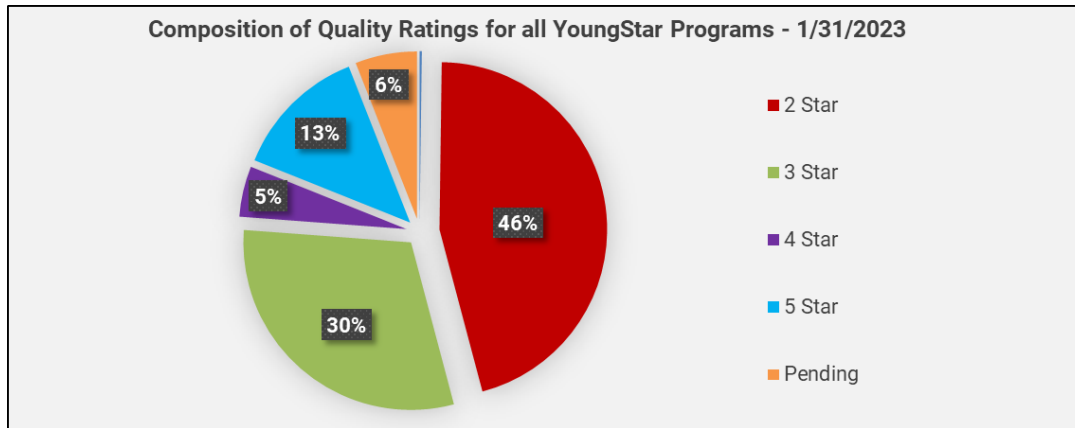
★ **Participation and Rating Composition:**

We currently have 3,808 programs participating in YoungStar. This is a decrease of 12 programs as compared to December. The chart and graph below show the rating composition by region for the current month.

	1 Star	2 Star	3 Star	4 Star	5 Star	Pending	TOTAL
Southeastern	7	881	516	67	144	164	1,779
Northeastern	0	227	219	33	82	13	574
Northern	0	107	95	11	34	10	257
Southern	1	297	175	55	173	15	716
Western	0	227	149	20	61	25	482
Total	8	1,739	1,154	186	494	227	3,808



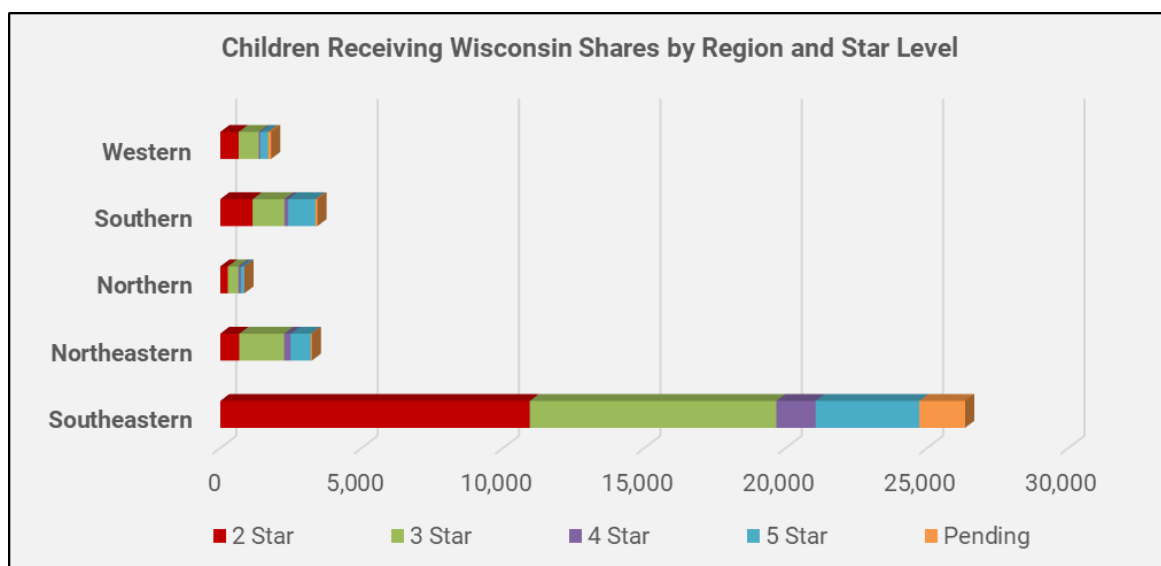
Data as of 1/31/2023



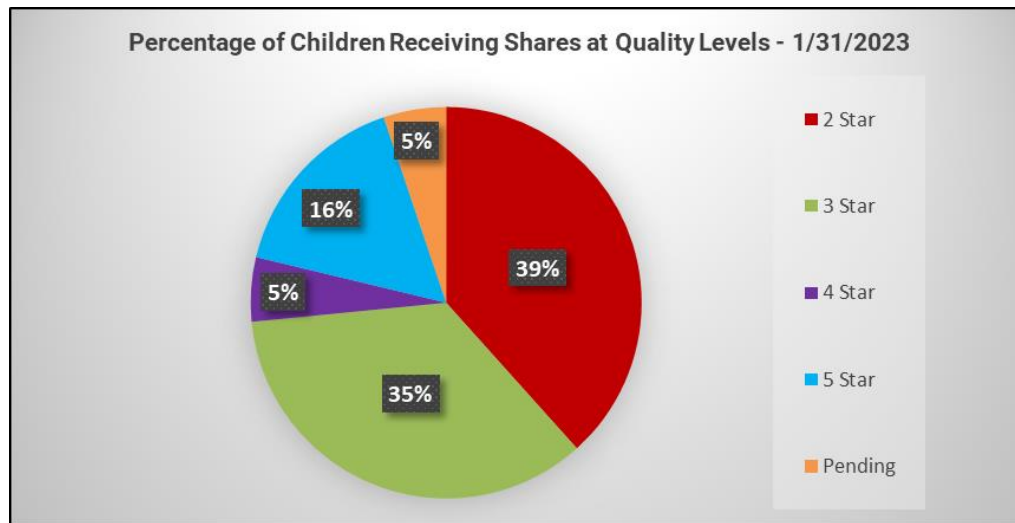
★ **Rating and Wisconsin Shares Data**

In January, the total number of programs currently rated was 3,581. There were an additional 227 programs with pending ratings. There were 2,873 programs with open Wisconsin Shares authorizations when the data was run for this report. There were 35,678 children receiving Wisconsin Shares as shown by region, age, and star level.

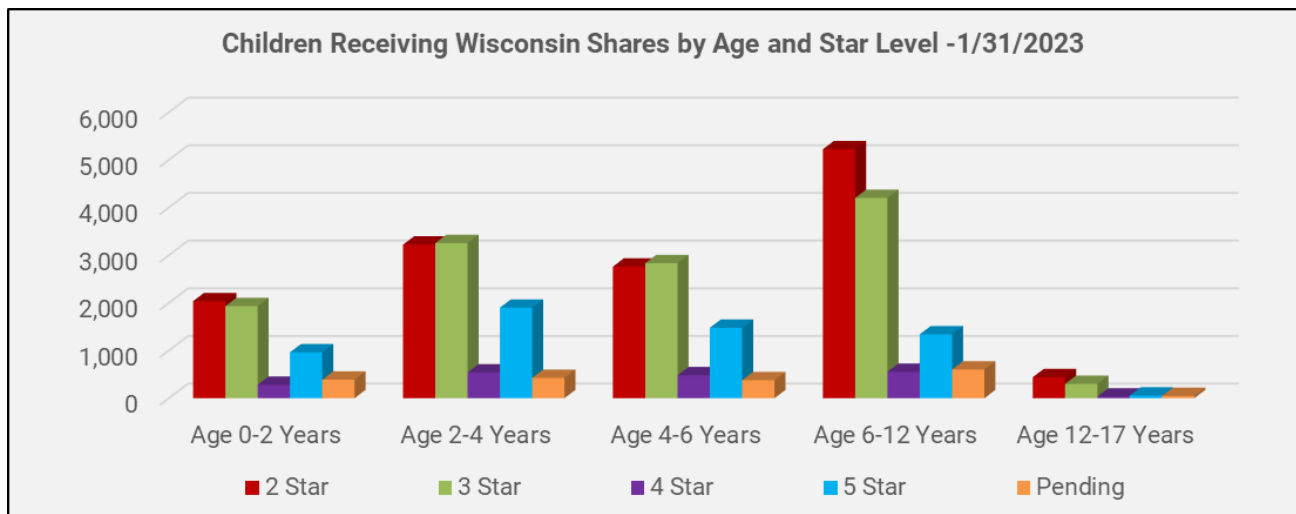
	2 Star	3 Star	4 Star	5 Star	Pending	Total
Southeastern	10,946	8,724	1,388	3,664	1,623	26,345
Northeastern	674	1,586	231	712	37	3,240
Northern	266	375	91	120	4	856
Southern	1,144	1,125	131	966	70	3,436
Western	652	712	52	274	111	1,801
Total	13,682	12,522	1,893	5,736	1,845	35,678



Data as of 1/31/2023



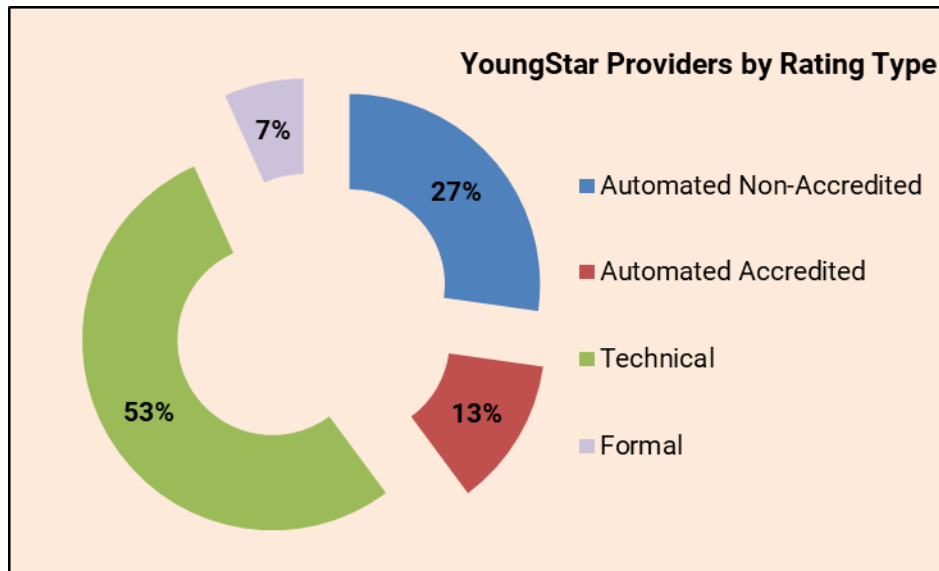
	2 Star	3 Star	4 Star	5 Star	Pending	Total
Age 0-2	2,035	1,931	280	962	390	5,598
Age 2-4	3,223	3,255	541	1,899	428	9,346
Age 4-6	2,761	2,833	482	1,479	377	7,932
Age 6-12	5,222	4,203	554	1,340	602	11,921
Age 12-17	441	300	36	56	48	881
Total	13,682	12,522	1,893	5,736	1,845	35,678



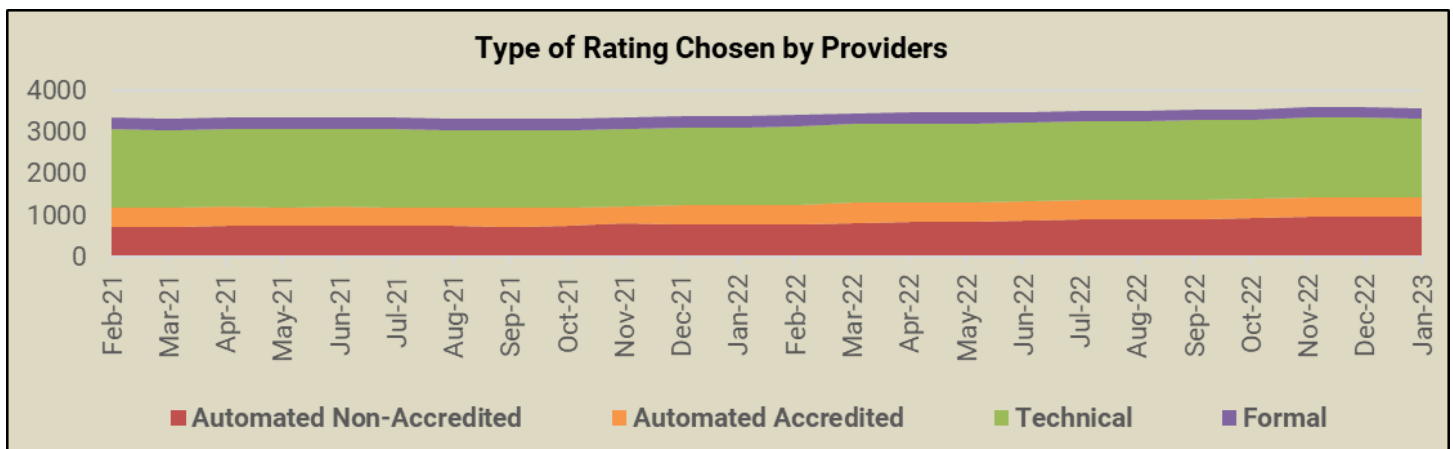
Rating History and Composition:

The composition of currently rated programs is shown below for January.

Data as of 1/31/2023

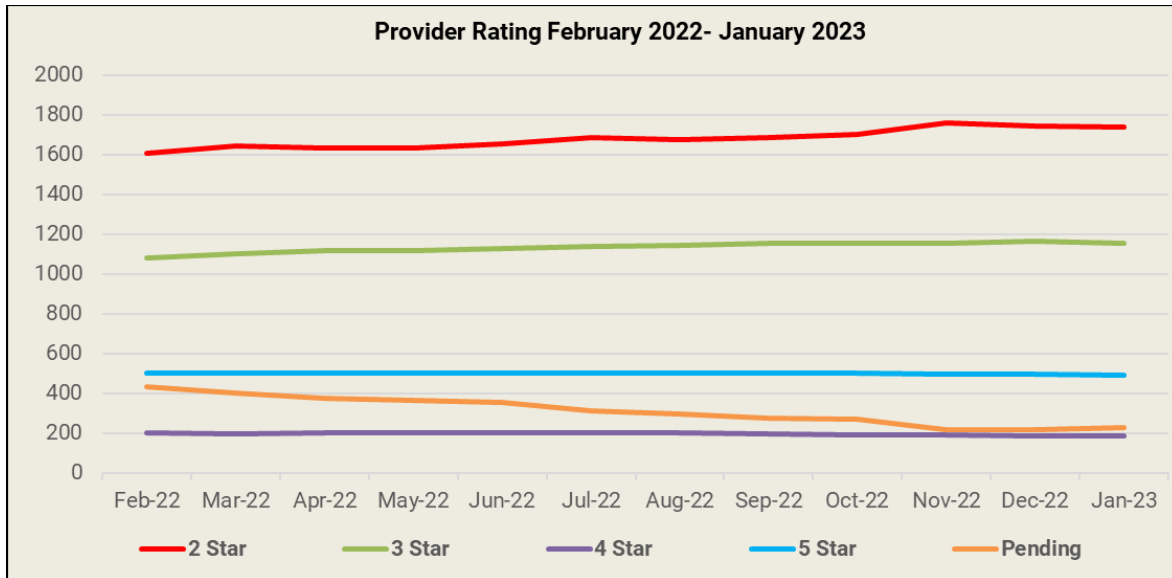


The graph below shows the movement in rating type chosen by providers over the past two years.



The graph below shows movement in rating levels for providers over the past year.

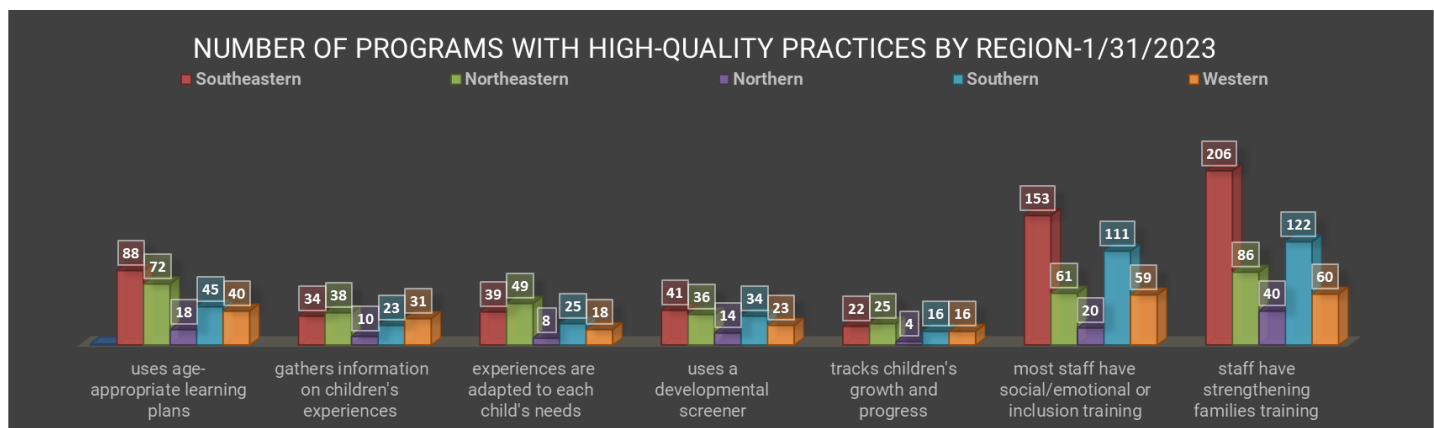
Data as of 1/31/2023



High-Quality Practices:

As part of the YoungStar evaluation process, programs can be evaluated for having key high-quality practices. The number of programs with high-quality practices is shown below by region.

1/31/2023	uses age-appropriate learning plans	gathers information on children's experiences	experiences are adapted to each child's needs	uses a developmental screener	tracks children's growth and progress	most staff have social/emotional or inclusion training	staff have strengthening families training
Southeastern	88	34	39	41	22	153	206
Northeastern	72	38	49	36	25	61	86
Northern	18	10	8	14	4	20	40
Southern	45	23	25	34	16	111	122
Western	40	31	18	23	16	59	60
Total	263	136	139	148	83	404	514

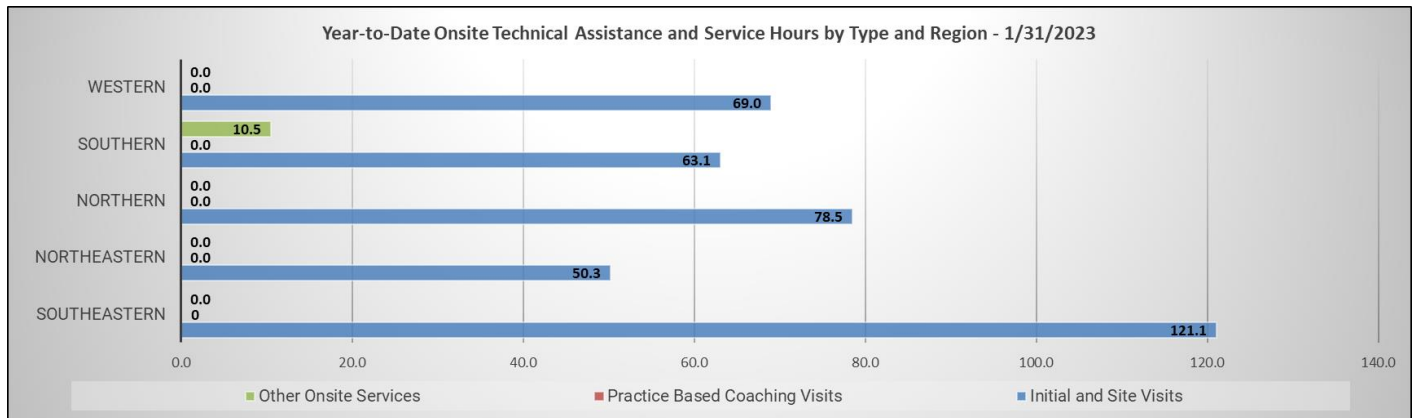


Onsite Services:

YoungStar provides thousands of hours of onsite technical assistance and other services every year to help early care programs with quality improvement across the state. Onsite

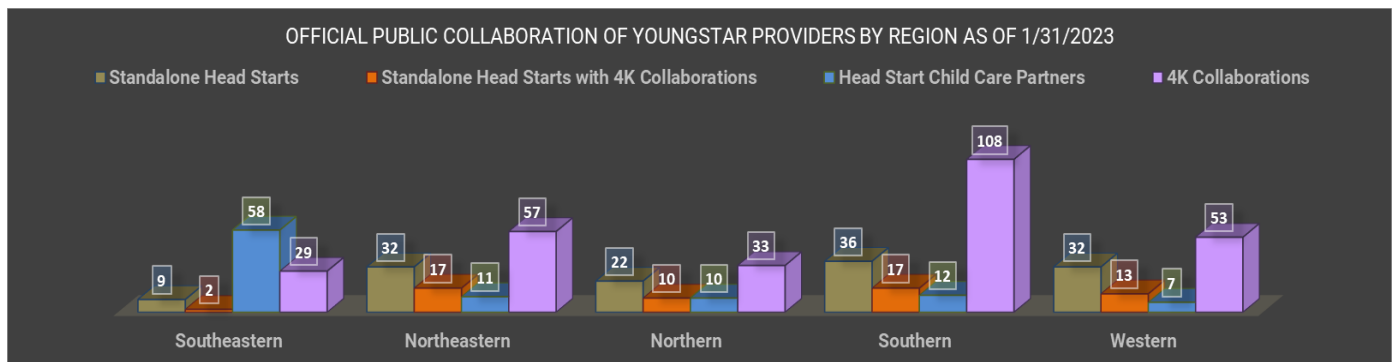
Data as of 1/31/2023

services include things like site visits, practice based coaching services, and formal rating verification visits. The number of hours provided year-to-date are shown in the chart below by type and region.



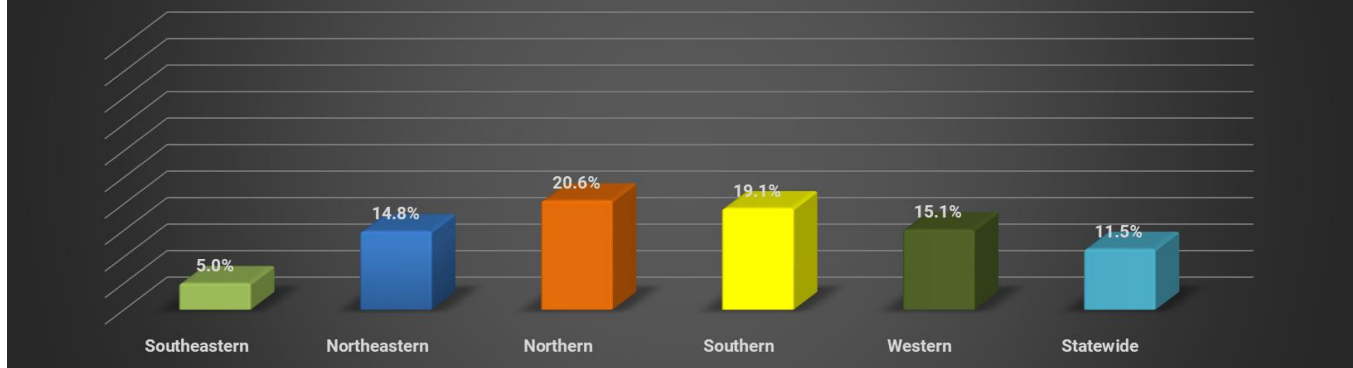
YoungStar Data on Partnerships as of 1/31/2023:

Region	Standalone Head Starts	Standalone Head Starts with 4K Collaborations	Head Start Child Care Partners	4K Collaborations	YoungStar Providers
Southeastern	9	2	58	29	1779
Northeastern	32	17	11	57	574
Northern	22	10	10	33	257
Southern	36	17	12	108	716
Western	32	13	7	53	482
Total	131	59	98	280	3808



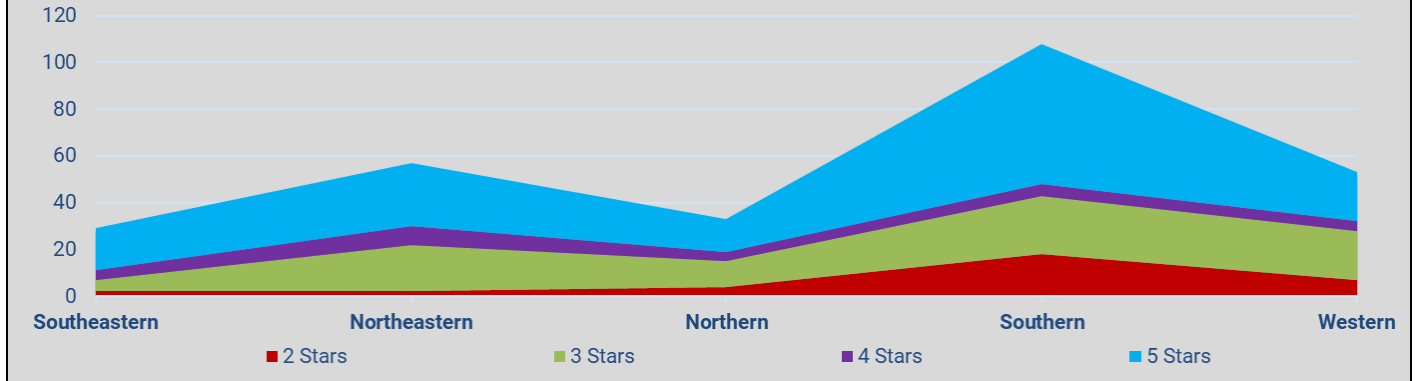
Data as of 1/31/2023

Percentage of YoungStar Programs with Collaborations by Region 1/31/2023



4K Collaborations	2 Stars	3 Stars	4 Stars	5 Stars	Pending	Total
Southeastern	2	5	4	18		29
Northeastern	2	20	8	27		57
Northern	4	11	4	14		33
Southern	18	25	5	60	0	108
Western	7	21	4	21		53
Total	33	82	25	140	0	280

4K Community Approach Programs that Participate in YoungStar by Region and Star Level - 1/31/2023



The Head Start/4K Child Care Collaboration information is based on returned surveys and all programs may not be included.

Please see <https://dcf.wisconsin.gov/youngstar/program/impact> for more details.

Data as of 1/31/2023