

## Narrative of Monthly Report May 2023

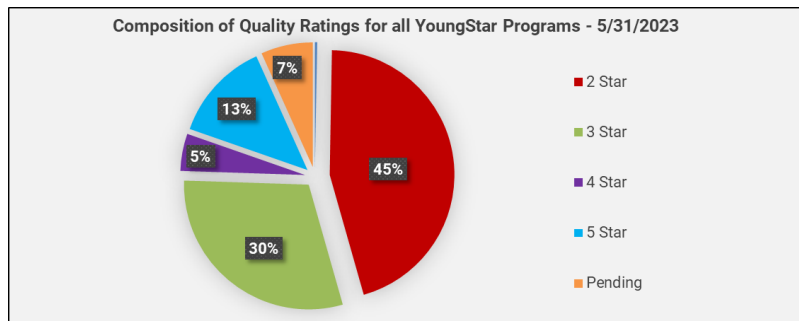
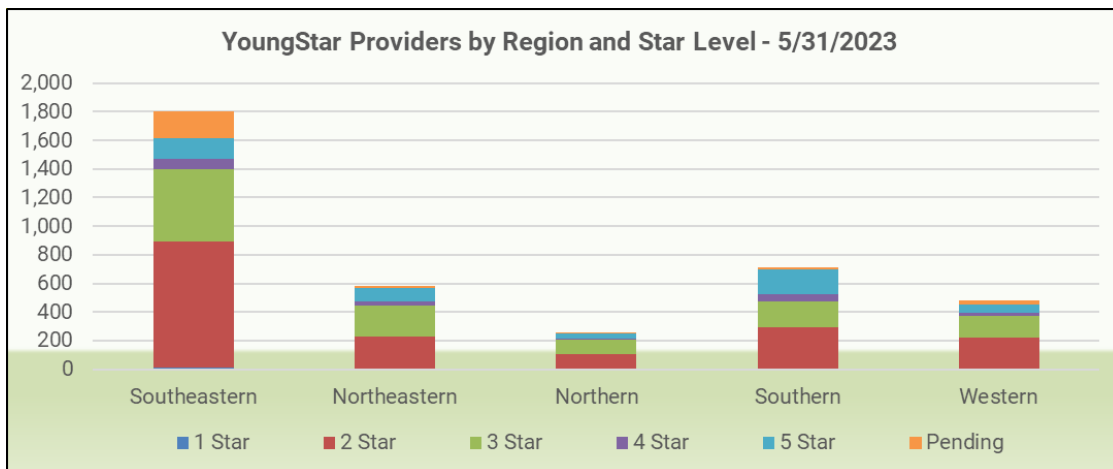
YoungStar is transitioning to a new service provider in 2023. There are now five YoungStar Regions instead of six. The Milwaukee and Kenosha/Racine Regions have been merged into the Southeastern Region. Waukesha County is now part of the Southeastern Region. These changes and adjustments are reflected in the data.

For the month of May, the following are notable YoungStar statistics.

★ **Participation and Rating Composition:**

We currently have 3,836 programs participating in YoungStar. This is an increase of 8 programs as compared to April. The chart and graph below show the rating composition by region for the current month.

	1 Star	2 Star	3 Star	4 Star	5 Star	Pending	TOTAL
<b>Southeastern</b>	10	883	508	69	142	190	<b>1,802</b>
<b>Northeastern</b>	0	230	215	32	90	17	<b>584</b>
<b>Northern</b>	0	107	98	10	33	9	<b>257</b>
<b>Southern</b>	1	295	175	55	170	19	<b>715</b>
<b>Western</b>	0	223	152	19	61	23	<b>478</b>
<b>Total</b>	<b>11</b>	<b>1,738</b>	<b>1,148</b>	<b>185</b>	<b>496</b>	<b>258</b>	<b>3,836</b>

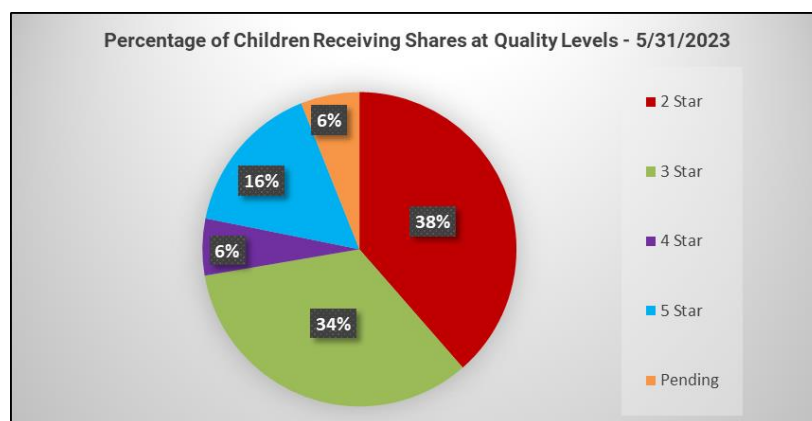
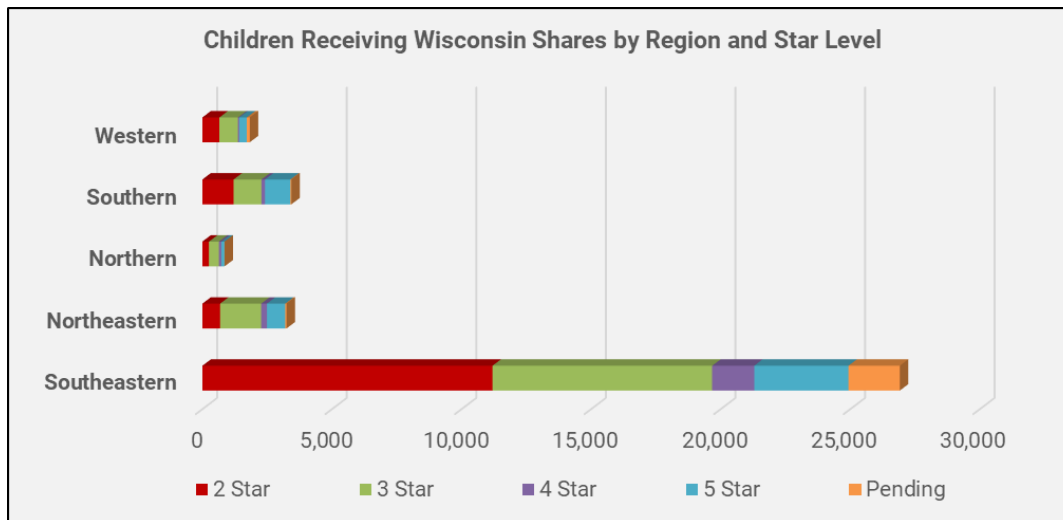


Data as of 5/31/2023

★ **Rating and Wisconsin Shares Data**

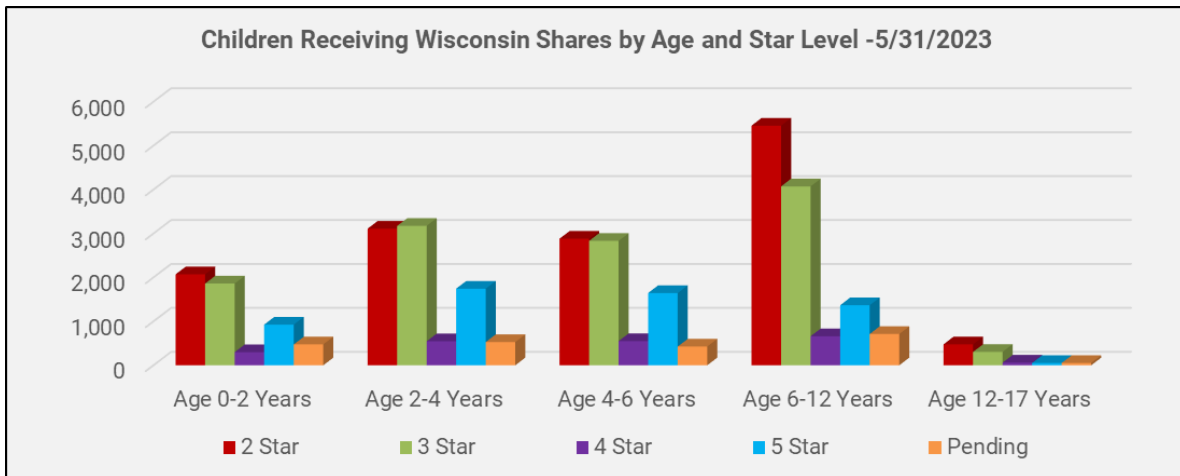
In May, the total number of programs currently rated was 3,578. There were an additional 258 programs with pending ratings. There were 2,900 programs with open Wisconsin Shares authorizations when the data was run for this report. There were 36,286 children receiving Wisconsin Shares as shown by region, age, and star level.

	2 Star	3 Star	4 Star	5 Star	Pending	Total
<b>Southeastern</b>	11,194	8,477	1,626	3,633	1,983	26,913
<b>Northeastern</b>	685	1,585	222	707	51	3,250
<b>Northern</b>	254	387	90	122	4	857
<b>Southern</b>	1,206	1,075	134	980	39	3,434
<b>Western</b>	656	719	46	293	118	1,832
<b>Total</b>	<b>13,995</b>	<b>12,243</b>	<b>2,118</b>	<b>5,735</b>	<b>2,195</b>	<b>36,286</b>



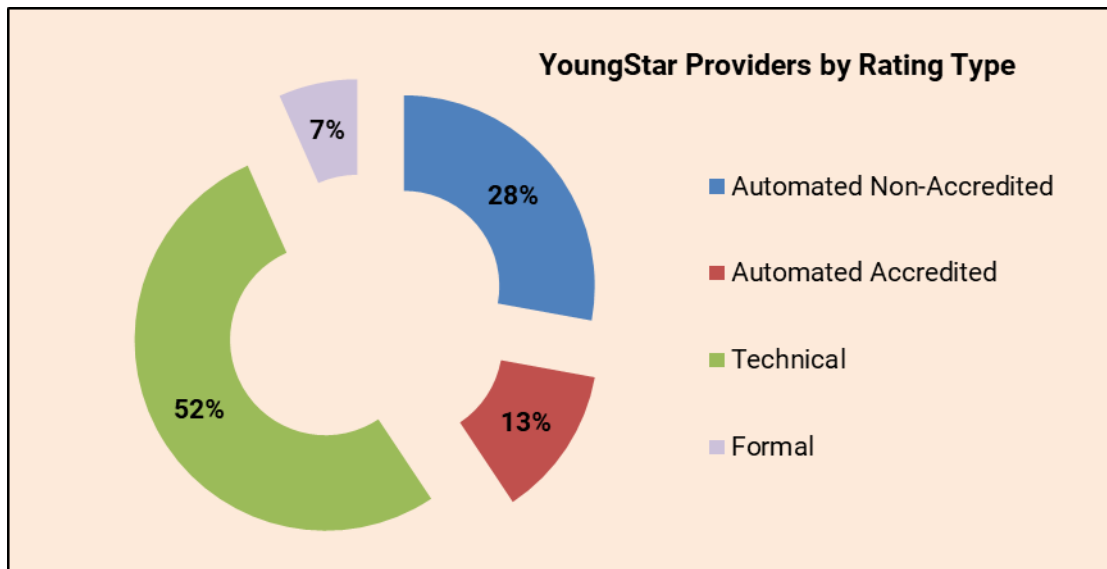
Data as of 5/31/2023

	2 Star	3 Star	4 Star	5 Star	Pending	Total
<b>Age 0-2</b>	2,070	1,861	300	926	476	<b>5,633</b>
<b>Age 2-4</b>	3,111	3,173	547	1,744	528	<b>9,103</b>
<b>Age 4-6</b>	2,882	2,832	550	1,645	427	<b>8,336</b>
<b>Age 6-12</b>	5,455	4,073	660	1,367	712	<b>12,267</b>
<b>Age 12-17</b>	477	304	61	53	52	<b>947</b>
<b>Total</b>	<b>13,995</b>	<b>12,243</b>	<b>2,118</b>	<b>5,735</b>	<b>2,195</b>	<b>36,286</b>



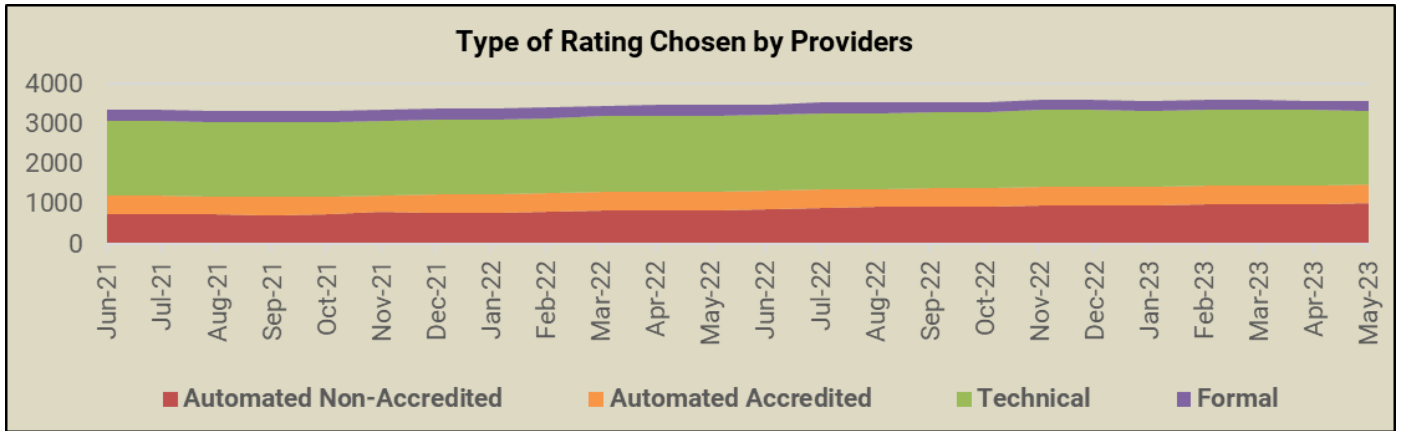
★ **Rating History and Composition:**

The composition of currently rated programs is shown below for May.

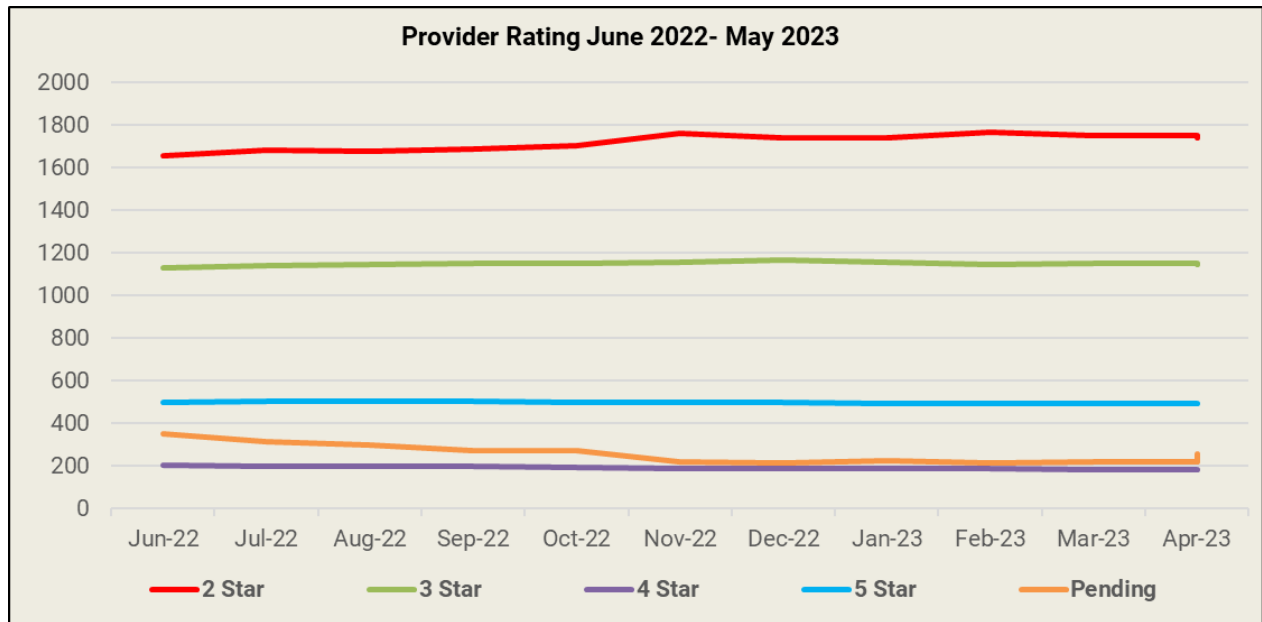


Data as of 5/31/2023

The graph below shows the movement in rating type chosen by providers over the past two years.



The graph below shows movement in rating levels for providers over the past year.

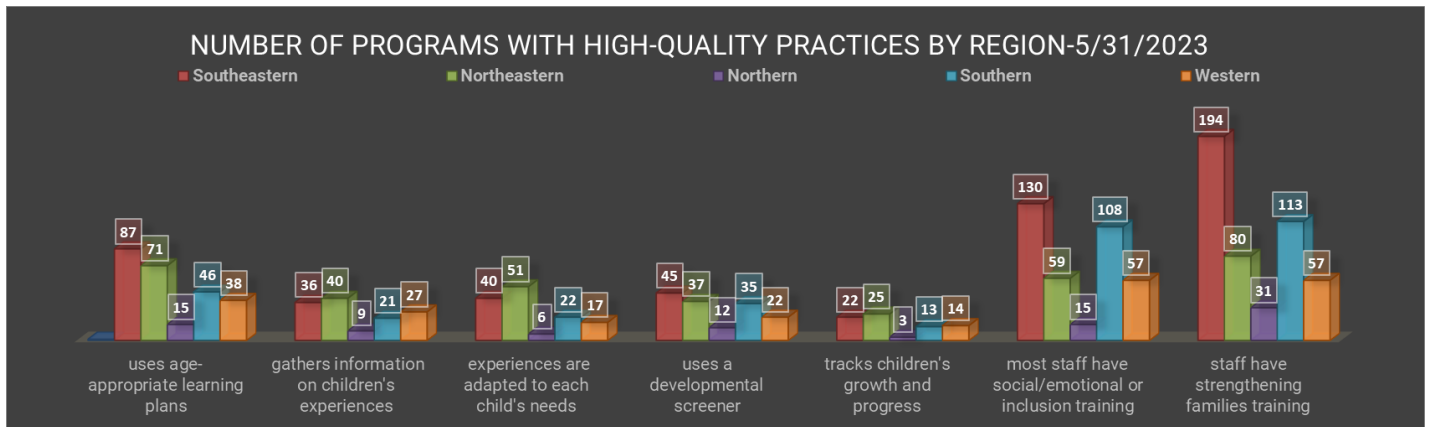


Data as of 5/31/2023

★ **High-Quality Practices:**

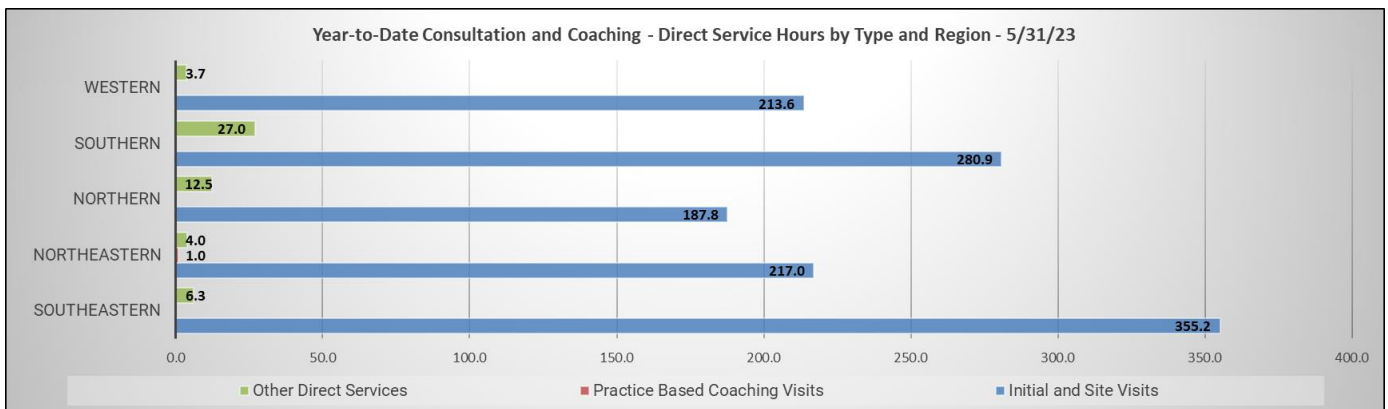
As part of the YoungStar evaluation process, programs can be evaluated for having key high-quality practices. The number of programs with high-quality practices is shown below by region.

5/31/2023	uses age-appropriate learning plans	gathers information on children's experiences	experiences are adapted to each child's needs	uses a developmental screener	tracks children's growth and progress	most staff have social/emotional or inclusion training	staff have strengthening families training
Southeastern	87	36	40	45	22	130	194
Northeastern	71	40	51	37	25	59	80
Northern	15	9	6	12	3	15	31
Southern	46	21	22	35	13	108	113
Western	38	27	17	22	14	57	57
<b>Total</b>	<b>257</b>	<b>133</b>	<b>136</b>	<b>151</b>	<b>77</b>	<b>369</b>	<b>475</b>



★ **Onsite Services:**

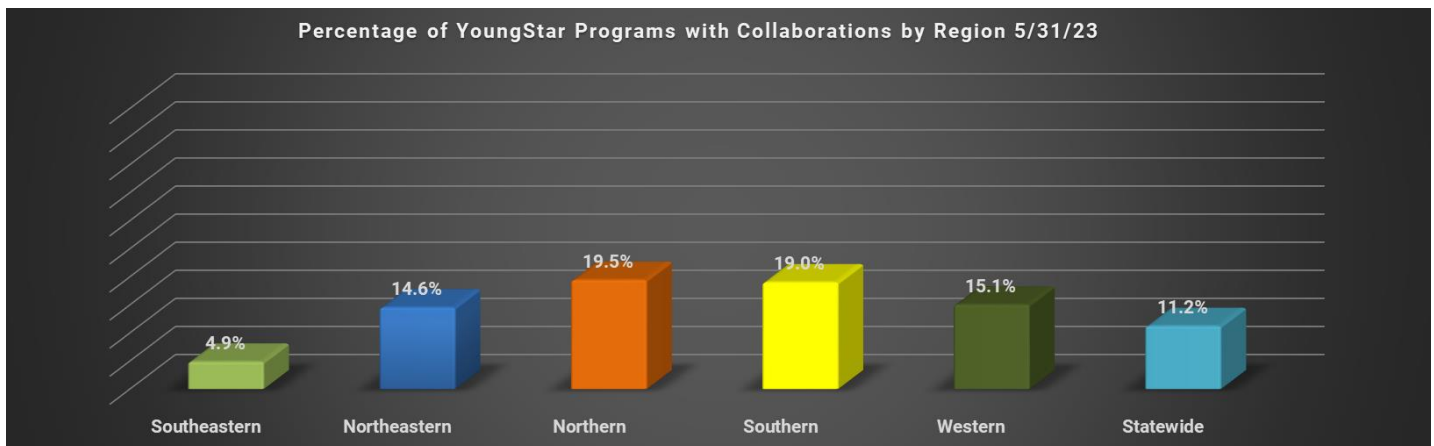
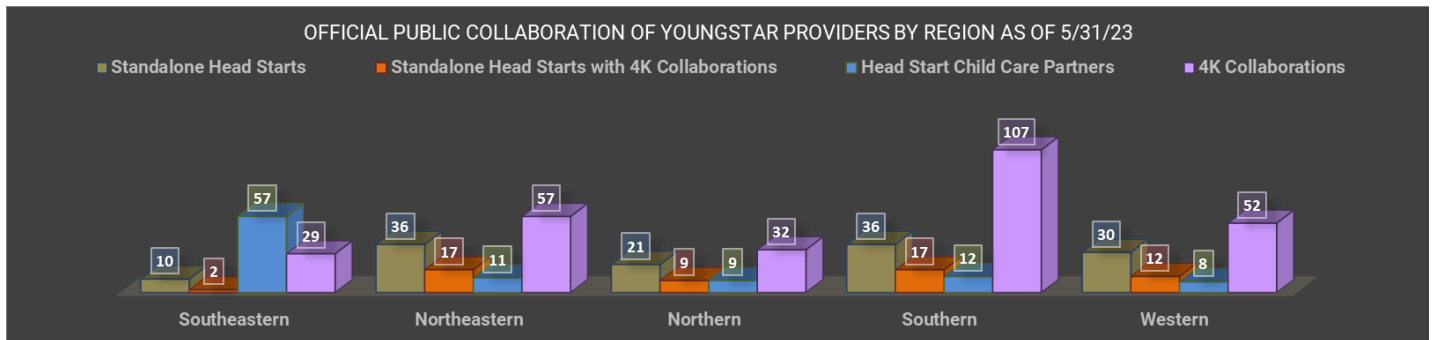
YoungStar provides thousands of hours of direct consultation and coaching services every year to help early care programs with quality improvement across the state. Direct services include things like site visits, practice based coaching services, and formal rating verification visits. The number of hours provided year-to-date are shown in the chart below by type and region.



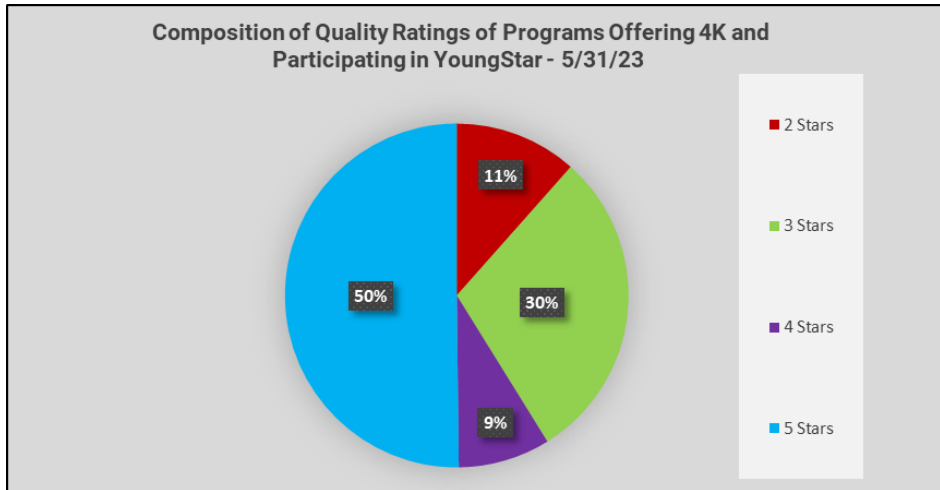
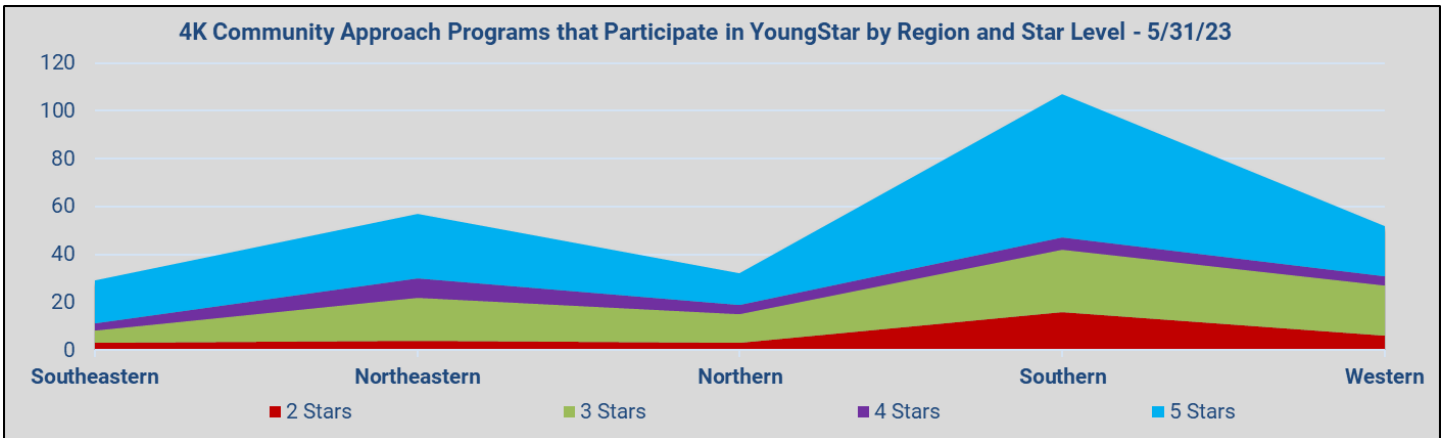
Data as of 5/31/2023

★ YoungStar Data on Partnerships as of 5/31/2023:

Region	Standalone Head Starts	Standalone Head Starts with 4K Collaborations	Head Start Child Care Partners	4K Collaborations	YoungStar Providers
Southeastern	10	2	57	29	1802
Northeastern	36	17	11	57	584
Northern	21	9	9	32	257
Southern	36	17	12	107	715
Western	30	12	8	52	478
<b>Total</b>	<b>133</b>	<b>57</b>	<b>97</b>	<b>277</b>	<b>3836</b>



Data as of 5/31/2023



The Head Start/4K Child Care Collaboration information is based on returned surveys and all programs may not be included.

Please see <https://dcf.wisconsin.gov/youngstar/program/impact> for more details.

Data as of 5/31/2023