

Narrative of Monthly Report November 2023

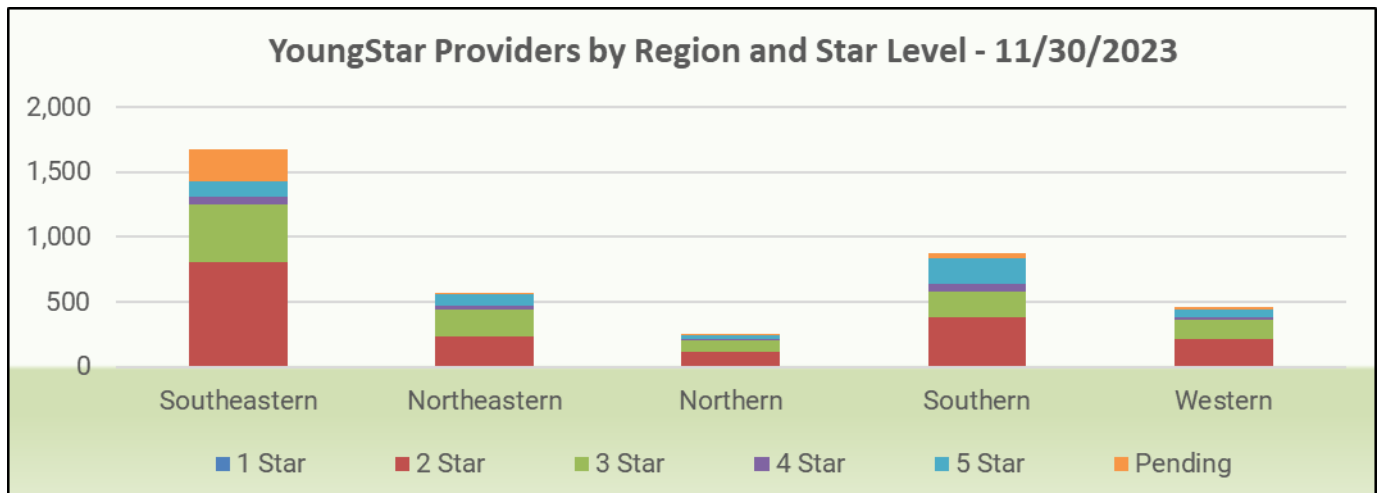
YoungStar has transitioned to a new service provider in 2023. There are now five YoungStar Regions instead of six. The Milwaukee and Kenosha/Racine Regions have been merged into the Southeastern Region. Waukesha County is now part of the Southeastern Region. These changes and adjustments are reflected in the data.

For the month of November, the following are notable YoungStar statistics.

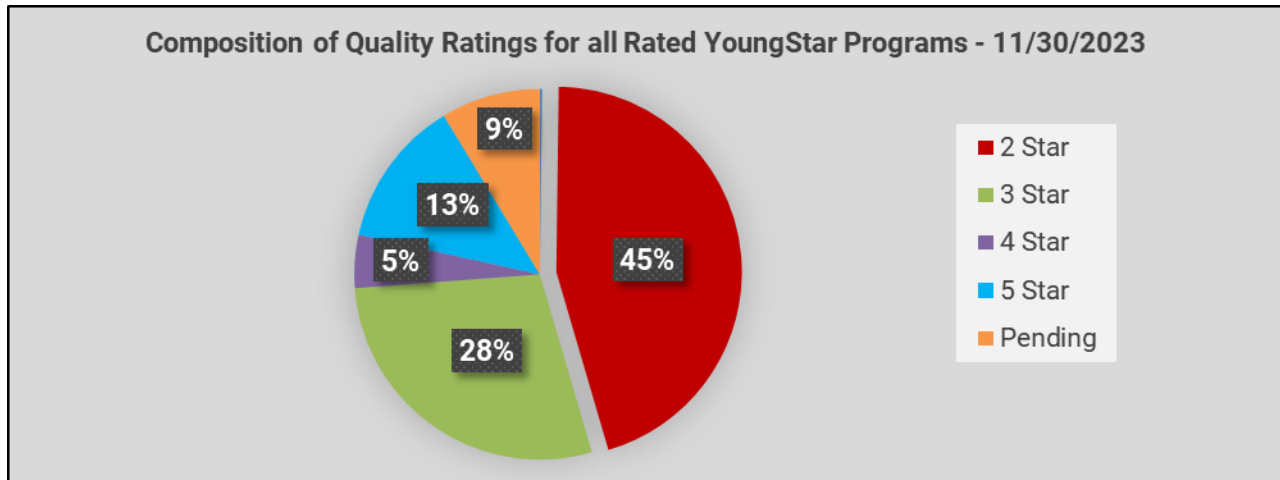
★ **Participation and Rating Composition:**

We currently have 3,836 programs participating in YoungStar. This is an increase of 31 programs as compared to last month. The chart and graph below show the rating composition by region for the current month.

| | 1 Star | 2 Star | 3 Star | 4 Star | 5 Star | Pending | TOTAL |
|---------------------|----------|--------------|--------------|------------|------------|------------|--------------|
| Southeastern | 6 | 798 | 451 | 54 | 115 | 251 | 1,675 |
| Northeastern | 1 | 237 | 200 | 33 | 86 | 17 | 574 |
| Northern | 0 | 111 | 89 | 12 | 31 | 11 | 254 |
| Southern | 1 | 376 | 200 | 62 | 201 | 33 | 873 |
| Western | 0 | 214 | 147 | 17 | 62 | 20 | 460 |
| Total | 8 | 1,736 | 1,087 | 178 | 495 | 332 | 3,836 |



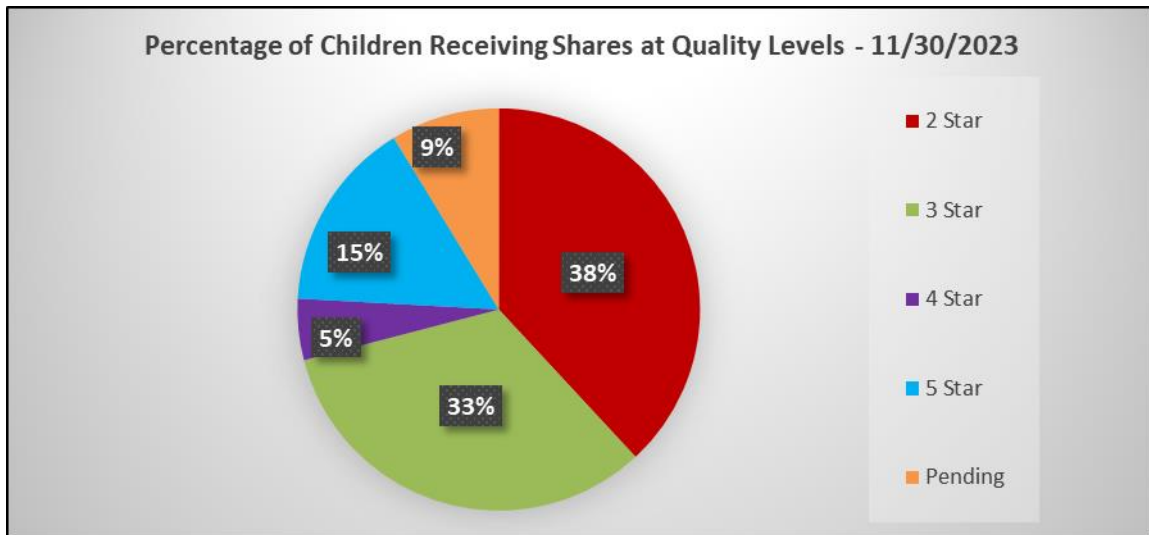
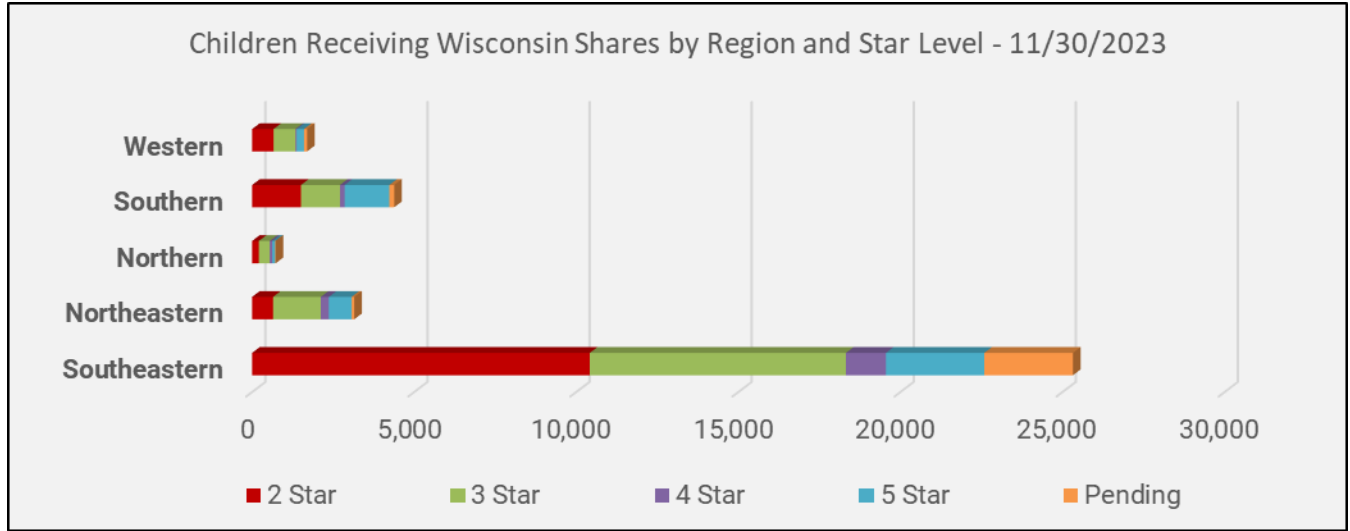
Data as of 11/30/2023



★ **Rating and Wisconsin Shares Data**

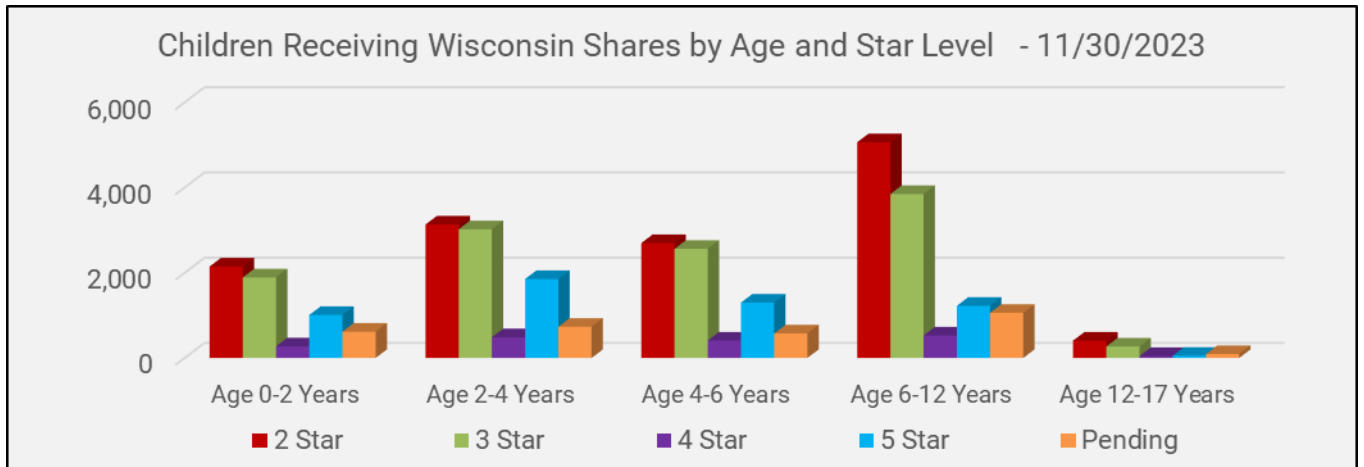
The total number of programs currently rated was 3,493. There were an additional 306 programs with pending ratings. There were 2,871 programs with open Wisconsin Shares authorizations when the data was run for this report. There were children receiving Wisconsin Shares as shown by region, age, and star level.

| | 2 Star | 3 Star | 4 Star | 5 Star | Pending | Total |
|---------------------|---------------|---------------|--------------|--------------|--------------|---------------|
| Southeastern | 10,416 | 7,905 | 1,232 | 3,035 | 2,735 | 25,323 |
| Northeastern | 648 | 1,469 | 249 | 704 | 83 | 3,153 |
| Northern | 209 | 335 | 77 | 92 | 13 | 726 |
| Southern | 1,508 | 1,203 | 143 | 1,377 | 153 | 4,384 |
| Western | 660 | 677 | 38 | 226 | 97 | 1,698 |
| Total | 13,441 | 11,589 | 1,739 | 5,434 | 3,081 | 35,284 |



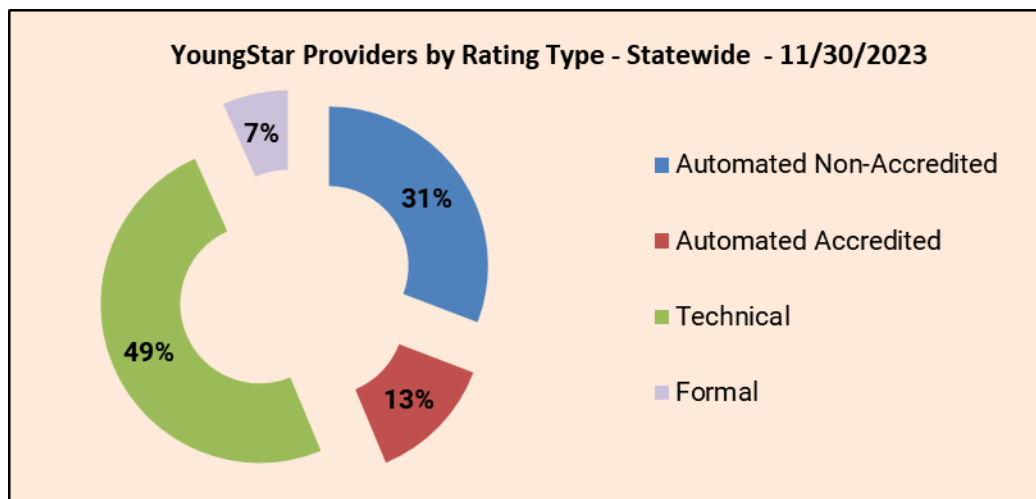
| | 2 Star | 3 Star | 4 Star | 5 Star | Pending | Total |
|------------------------|---------------|---------------|--------------|--------------|--------------|---------------|
| Age 0-2 Years | 2,146 | 1,890 | 271 | 1,008 | 618 | 5,933 |
| Age 2-4 Years | 3,131 | 3,020 | 486 | 1,853 | 733 | 9,223 |
| Age 4-6 Years | 2,695 | 2,562 | 409 | 1,298 | 577 | 7,541 |
| Age 6-12 Years | 5,063 | 3,847 | 528 | 1,223 | 1,060 | 11,721 |
| Age 12-17 Years | 406 | 270 | 45 | 52 | 93 | 866 |
| Total | 13,441 | 11,589 | 1,739 | 5,434 | 3,081 | 35,284 |

Data as of 11/30/2023



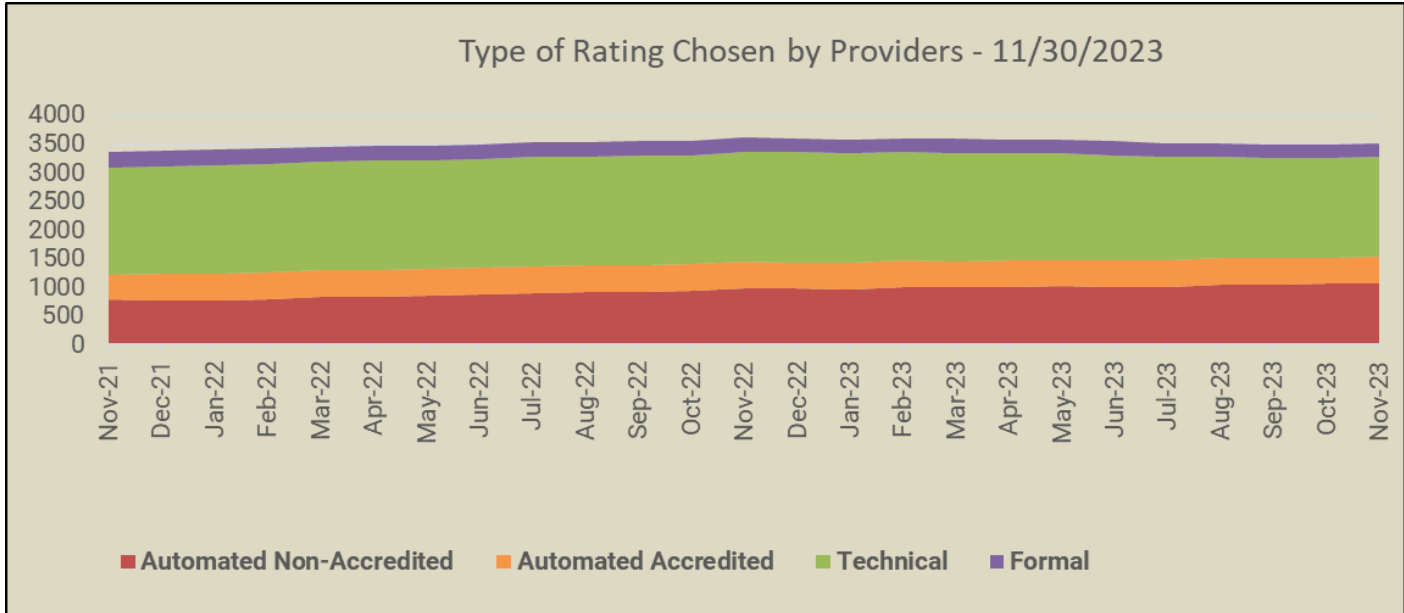
★ **Rating History and Composition:**

The composition of currently rated programs is shown below.

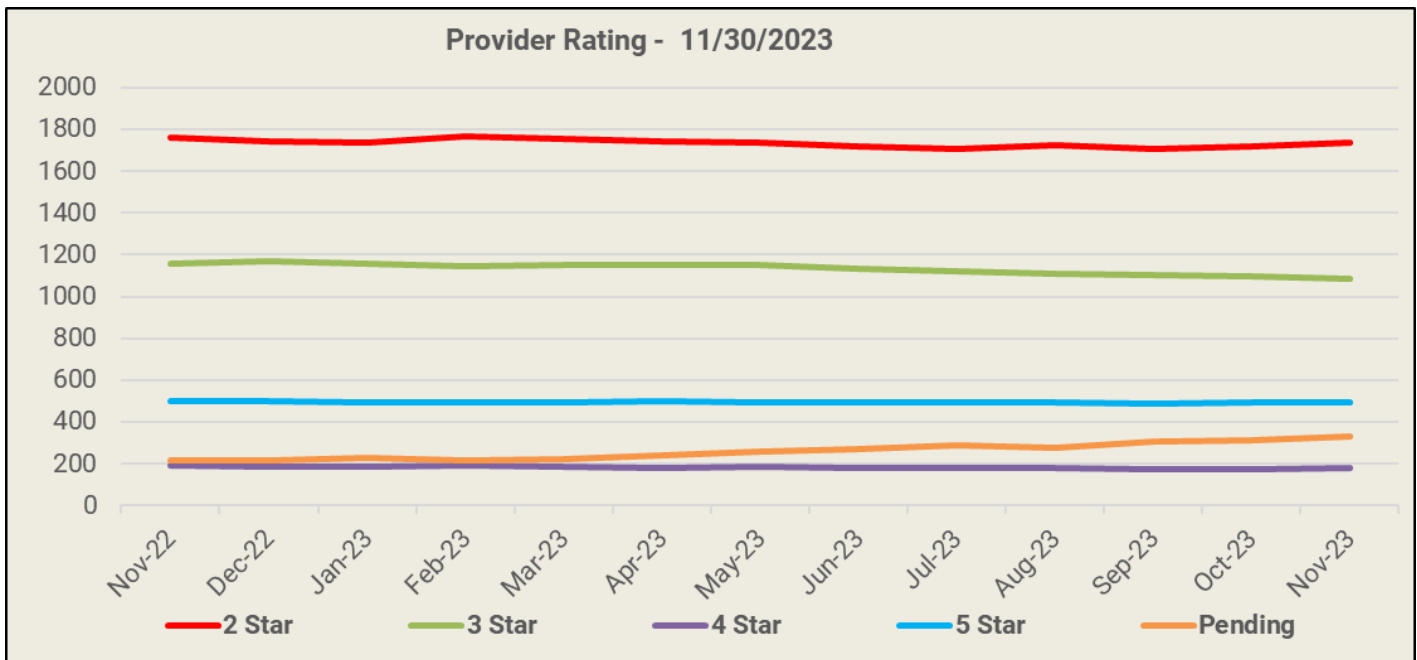


The graph below shows the movement in rating type chosen by providers over the past two years.

Data as of 11/30/2023



The graph below shows movement in rating levels for providers over the past year.

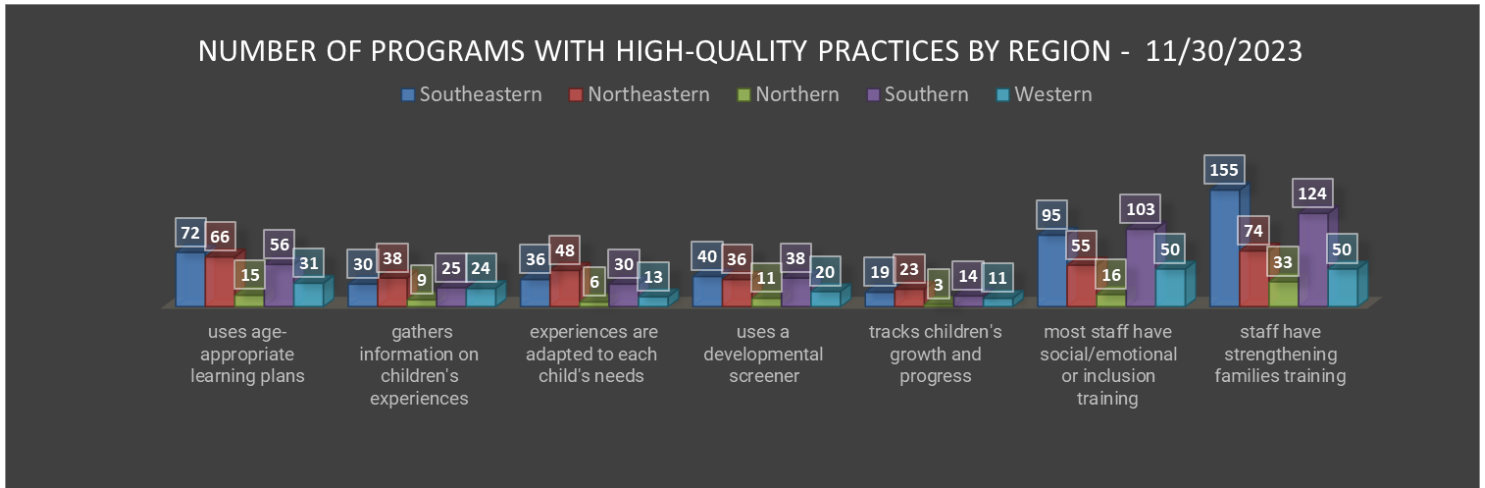


Data as of 11/30/2023

★ **High-Quality Practices:**

As part of the YoungStar evaluation process, programs can be evaluated for having key high-quality practices. The number of programs with high-quality practices is shown below by region.

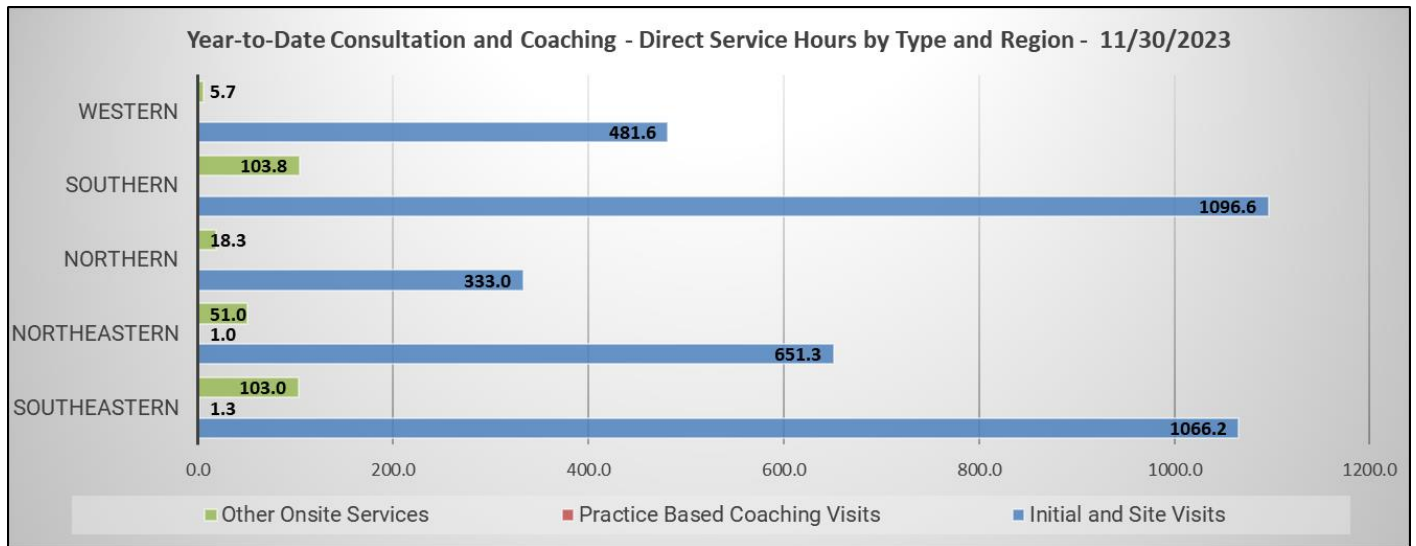
| | uses age-appropriate learning plans | gathers information on children's experiences | experiences are adapted to each child's needs | uses a developmental screener | tracks children's growth and progress | most staff have social/emotional or inclusion training | staff have strengthening families training |
|--------------|-------------------------------------|---|---|-------------------------------|---------------------------------------|--|--|
| Southeastern | 72 | 30 | 36 | 40 | 19 | 95 | 155 |
| Northeastern | 66 | 38 | 48 | 36 | 23 | 55 | 74 |
| Northern | 15 | 9 | 6 | 11 | 3 | 16 | 33 |
| Southern | 56 | 25 | 30 | 38 | 14 | 103 | 124 |
| Western | 31 | 24 | 13 | 20 | 11 | 50 | 50 |
| Total | 240 | 126 | 133 | 145 | 70 | 319 | 436 |



★ **Onsite Services:**

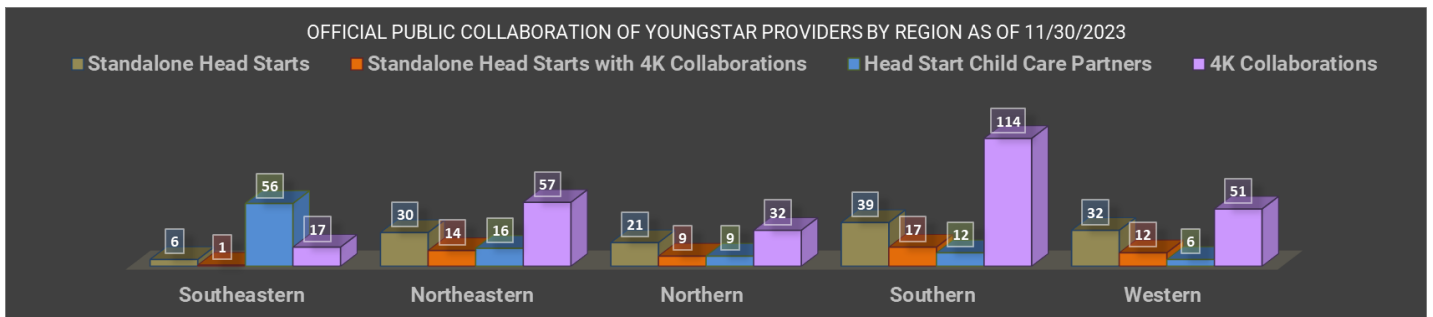
YoungStar provides thousands of hours of direct consultation and coaching services every year to help early care programs with quality improvement across the state. Direct services include things like site visits, practice based coaching services, and formal rating verification visits. The number of hours provided year-to-date are shown in the chart below by type and region.

Data as of 11/30/2023

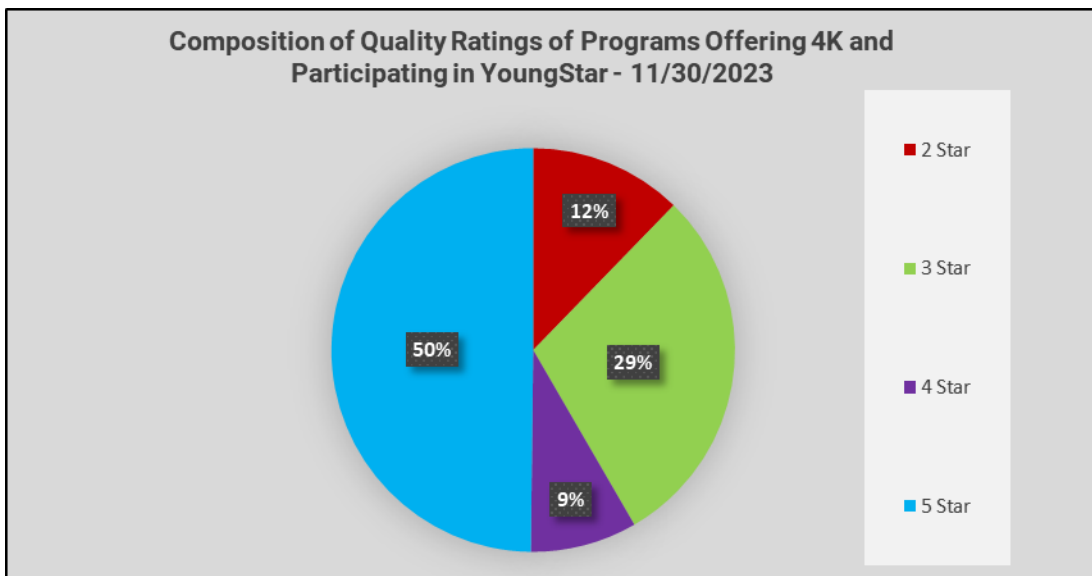
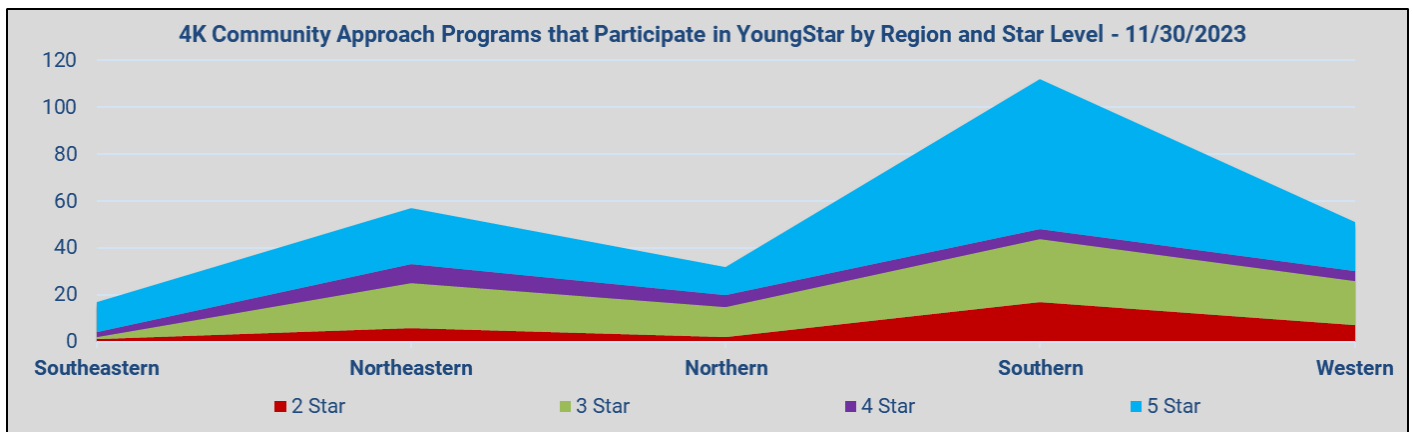
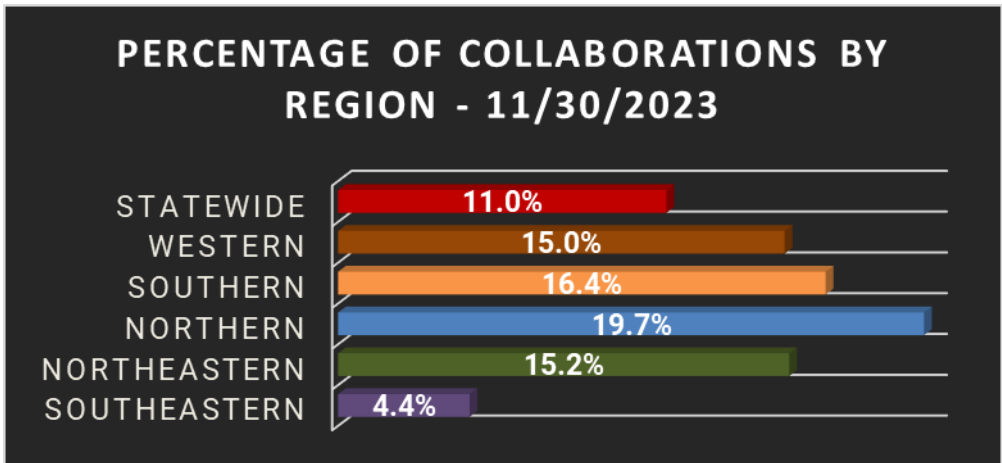


★ **YoungStar Data on Partnerships:**

| Region | Standalone Head Starts | Standalone Head Starts with 4K Collaborations | Head Start Child Care Partners | 4K Collaborations | YoungStar Providers |
|------------------|------------------------|---|--------------------------------|-------------------|---------------------|
| Southeastern | 6 | 1 | 56 | 17 | 1675 |
| Northeastern | 30 | 14 | 16 | 57 | 574 |
| Northern | 21 | 9 | 9 | 32 | 254 |
| Southern | 39 | 17 | 12 | 114 | 873 |
| Western | 32 | 12 | 6 | 51 | 460 |
| Statewide | 128 | 53 | 99 | 271 | 3836 |



Data as of 11/30/2023



Data as of 11/30/2023

The Head Start/4K Child Care Collaboration information is based on returned surveys and all programs may not be included.

Please see <https://dcf.wisconsin.gov/youngstar/program/impact> for more details.