

Narrative of Monthly Report April 2024

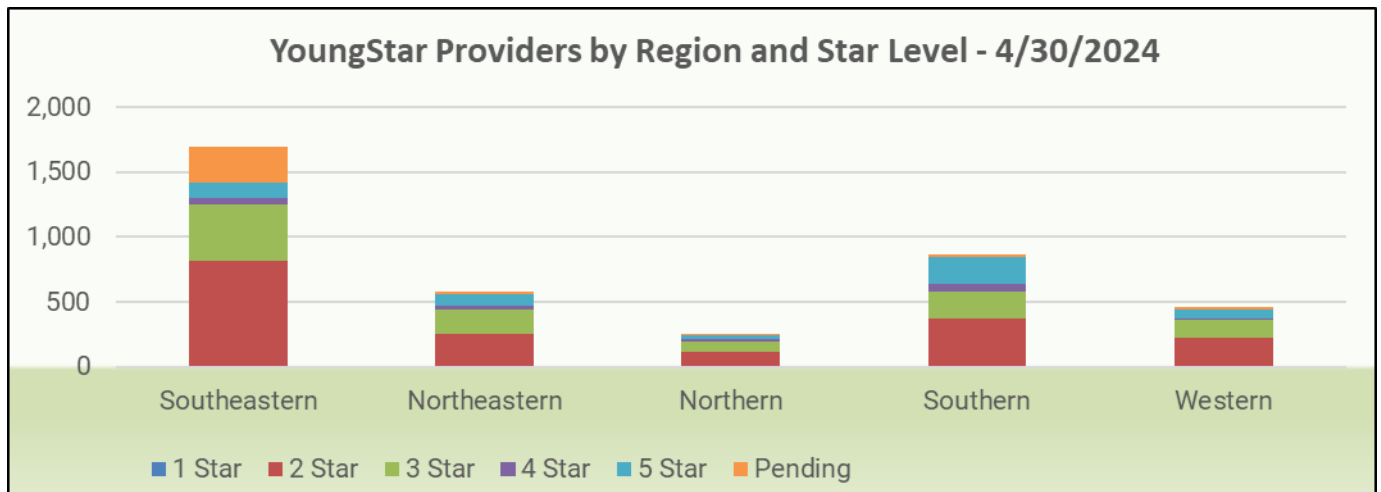
YoungStar has transitioned to a new service provider in 2023. There are now five YoungStar Regions instead of six. The Milwaukee and Kenosha/Racine Regions have been merged into the Southeastern Region. Waukesha County is now part of the Southeastern Region. These changes and adjustments are reflected in the data.

For the month of March, the following are notable YoungStar statistics.

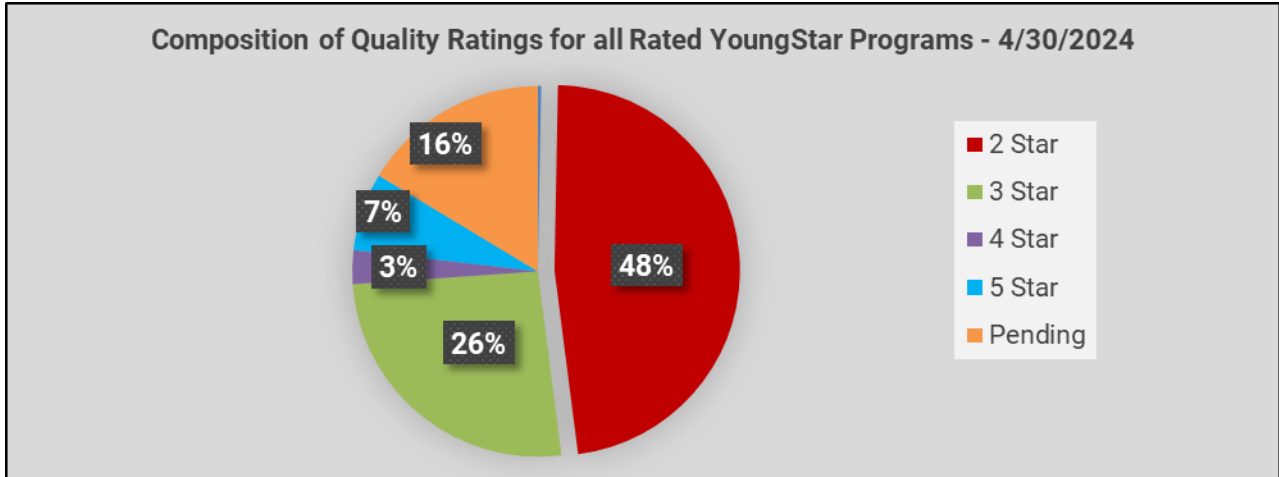
★ **Participation and Rating Composition:**

We currently have 3,853 programs participating in YoungStar. This is an increase of 6 programs as compared to last month. The chart and graph below show the rating composition by region for the current month.

	1 Star	2 Star	3 Star	4 Star	5 Star	Pending	TOTAL
Southeastern	5	807	439	50	115	277	1,693
Northeastern	0	253	184	32	90	16	575
Northern	1	114	80	14	31	10	250
Southern	2	371	208	61	206	22	870
Western	0	219	141	16	66	23	465
Total	8	1,764	1,052	173	508	348	3,853



Data as of 4/30/2024

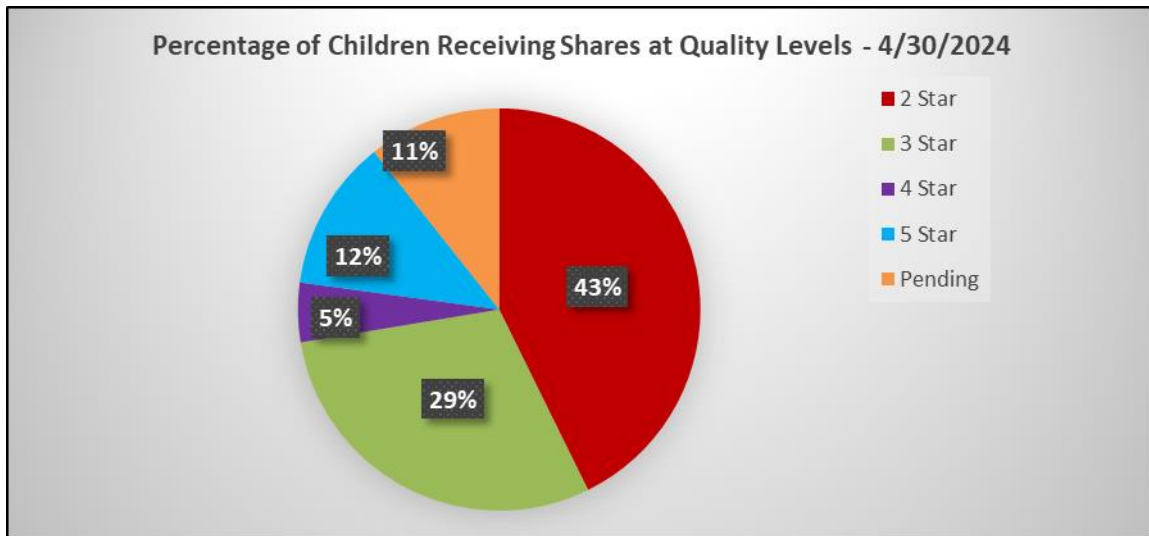
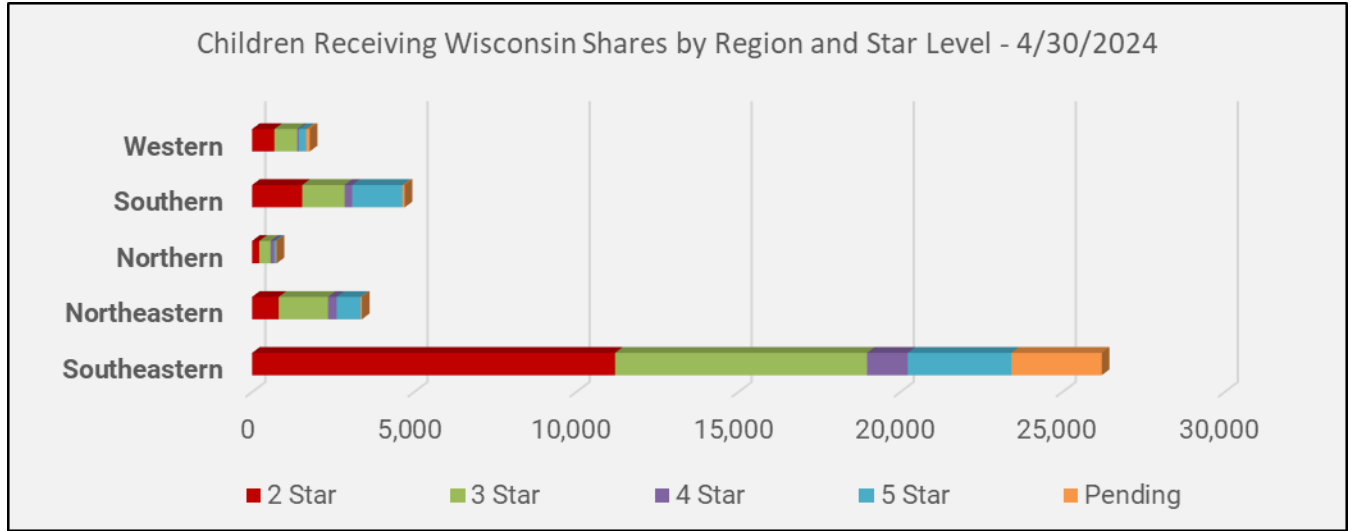


★ **Rating and Wisconsin Shares Data**

The total number of programs currently rated was 3,505. There were an additional 348 programs with pending ratings. There were 2,963 programs with open Wisconsin Shares authorizations when the data was run for this report. There were children receiving Wisconsin Shares as shown by region, age, and star level.

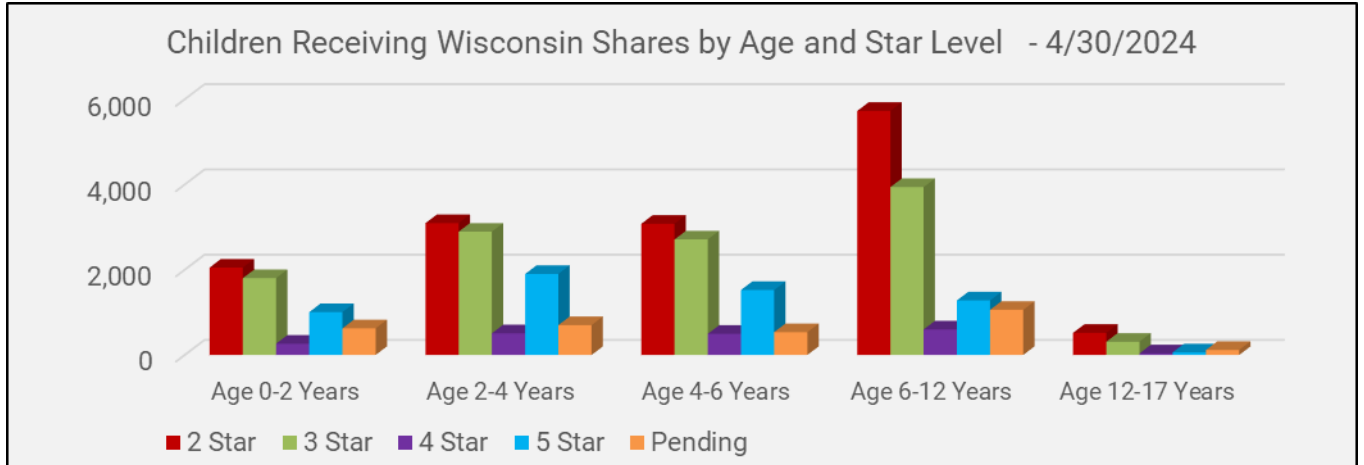
	2 Star	3 Star	4 Star	5 Star	Pending	Total
Southeastern	11,199	7,774	1,252	3,194	2,794	26,213
Northeastern	821	1,518	270	741	39	3,389
Northern	216	354	111	60	17	758
Southern	1,547	1,306	232	1,551	73	4,709
Western	688	707	44	225	116	1,780
Total	14,471	11,659	1,909	5,771	3,039	36,849

Data as of 4/30/2024



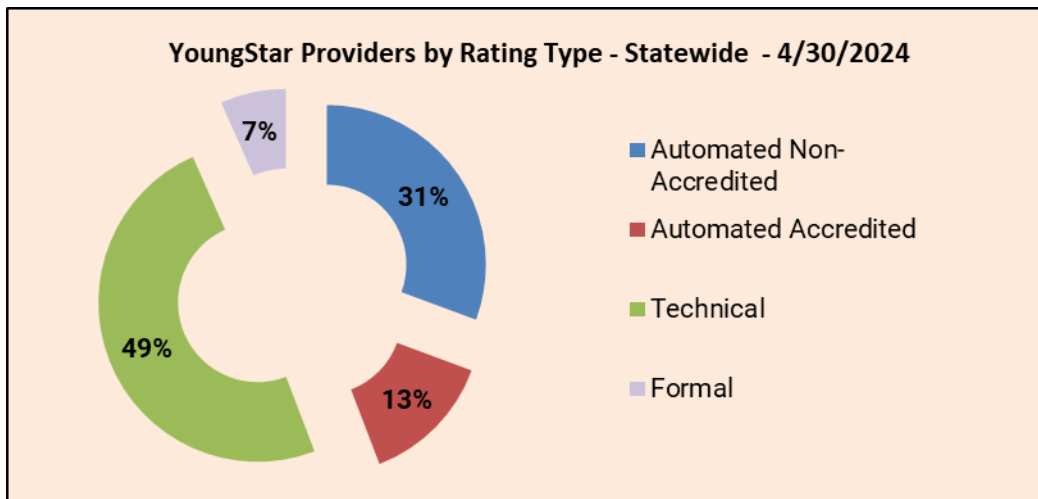
	2 Star	3 Star	4 Star	5 Star	Pending	Total
Age 0-2 Years	2,050	1,803	265	1,005	625	5,748
Age 2-4 Years	3,095	2,893	510	1,901	701	9,100
Age 4-6 Years	3,078	2,712	497	1,525	536	8,348
Age 6-12 Years	5,727	3,940	599	1,279	1,060	12,605
Age 12-17 Years	520	311	38	61	117	1,047
Total	14,471	11,659	1,909	5,771	3,039	36,849

Data as of 4/30/2024



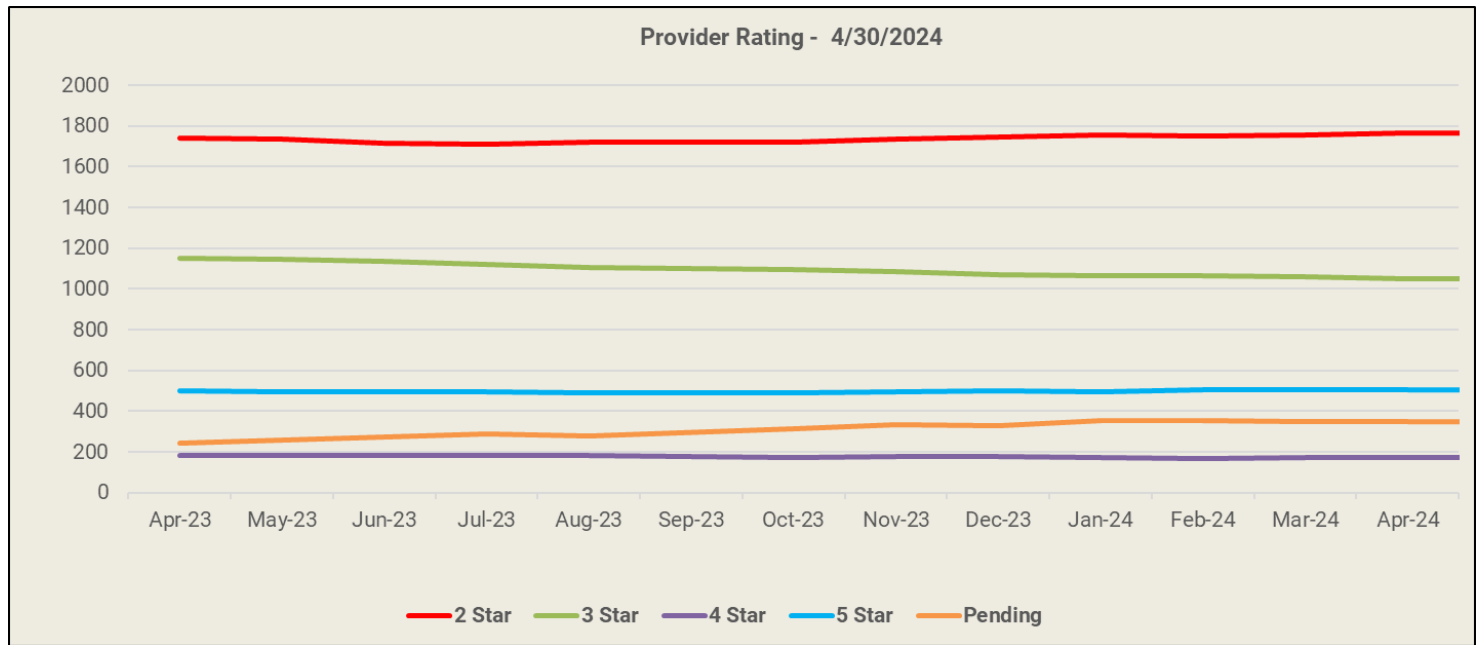
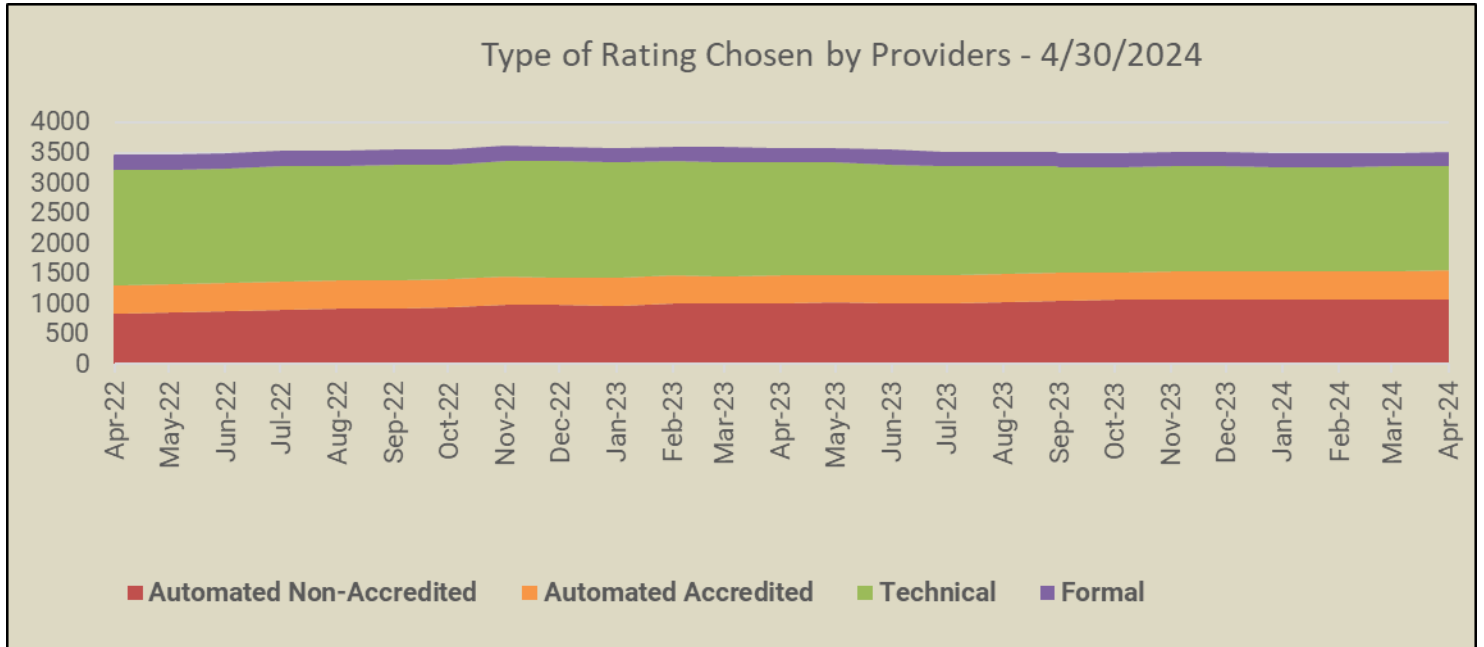
★ **Rating History and Composition:**

The composition of currently rated programs is shown below.



Data as of 4/30/2024

The graph below shows the movement in rating type chosen by providers over the past two years.

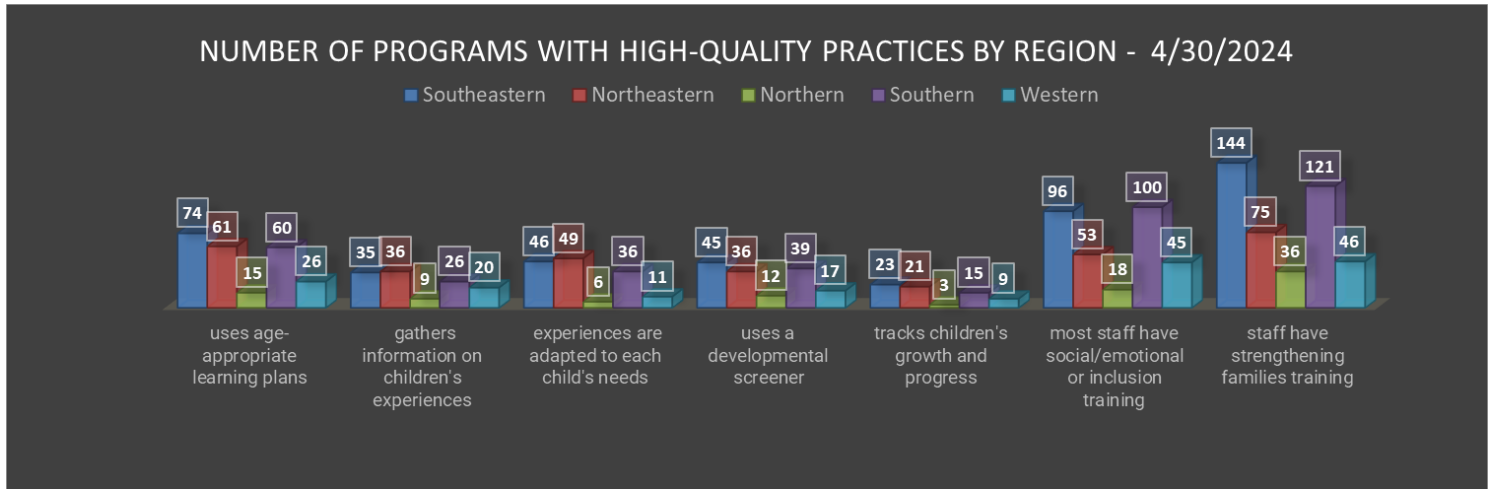


Data as of 4/30/2024

★ **High-Quality Practices:**

As part of the YoungStar evaluation process, programs can be evaluated for having key high-quality practices. The number of programs with high-quality practices is shown below by region.

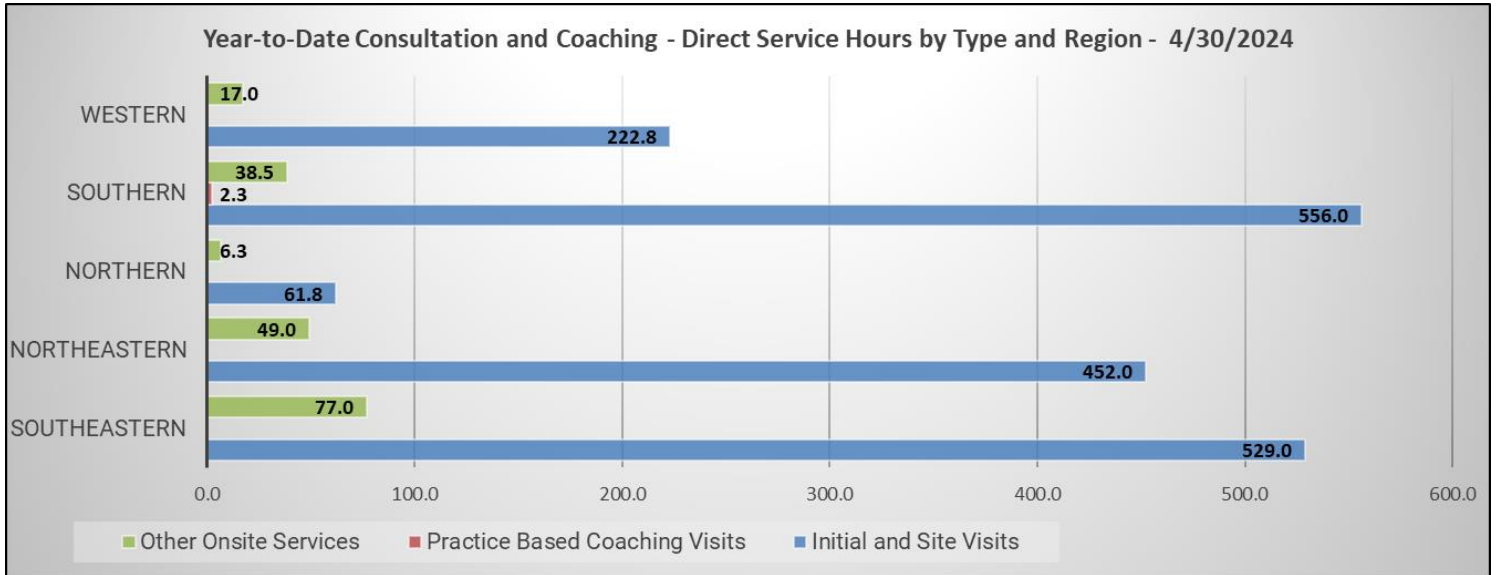
	uses age-appropriate learning plans	gathers information on children's experiences	experiences are adapted to each child's needs	uses a developmental screener	tracks children's growth and progress	most staff have social/emotional or inclusion training	staff have strengthening families training
Southeastern	74	35	46	45	23	96	144
Northeastern	61	36	49	36	21	53	75
Northern	15	9	6	12	3	18	36
Southern	60	26	36	39	15	100	121
Western	26	20	11	17	9	45	46
Total	236	126	148	149	71	312	422



Data as of 4/30/2024

★ **Onsite Services:**

YoungStar provides thousands of hours of direct consultation and coaching services every year to help early care programs with quality improvement across the state. Direct services include things like site visits, practice based coaching services, and formal rating verification visits. The number of hours provided year-to-date are shown in the chart below by type and region.



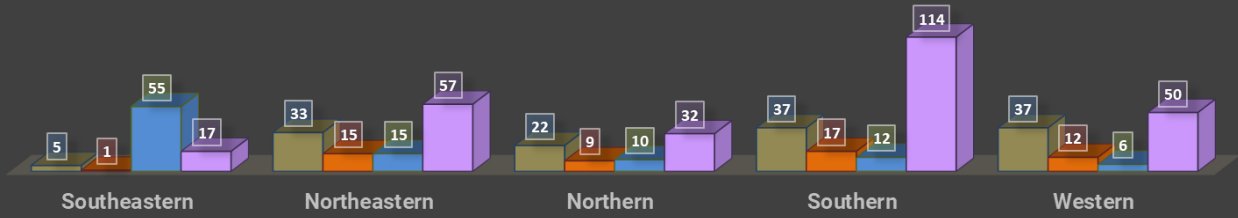
★ **YoungStar Data on Partnerships:**

Region	Standalone Head Starts	Standalone Head Starts with 4K Collaborations	Head Start Child Care Partners	4K Collaborations	YoungStar Providers
Southeastern	5	1	55	17	1693
Northeastern	33	15	15	57	575
Northern	22	9	10	32	250
Southern	37	17	12	114	870
Western	37	12	6	50	465
Statewide	134	54	98	270	3853

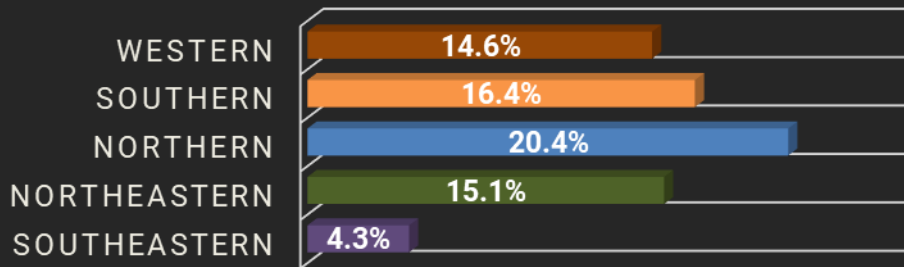
Data as of 4/30/2024

OFFICIAL PUBLIC COLLABORATION OF YOUNGSTAR PROVIDERS BY REGION AS OF 4/30/2024

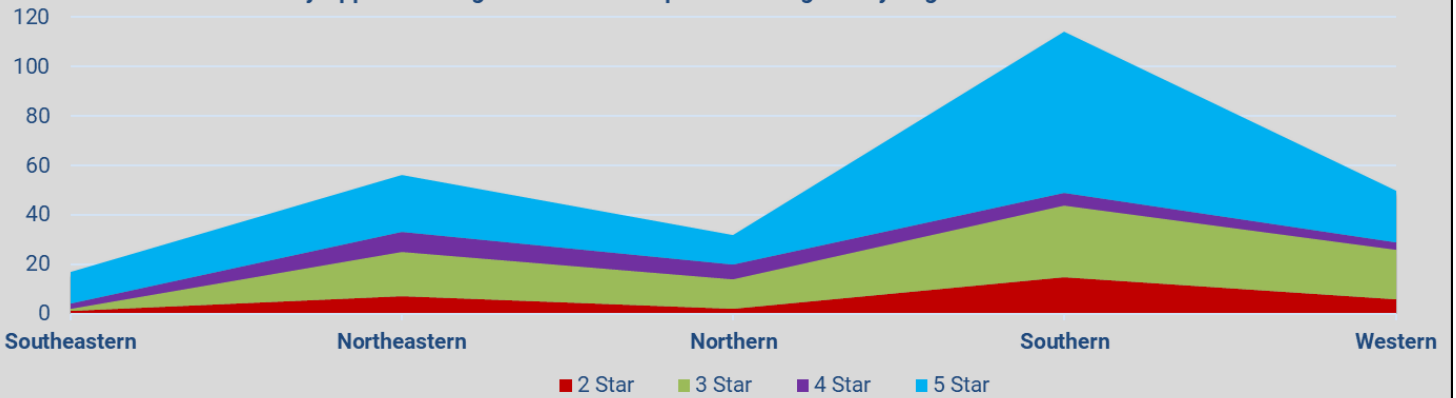
■ Standalone Head Starts ■ Standalone Head Starts with 4K Collaborations ■ Head Start Child Care Partners ■ 4K Collaborations



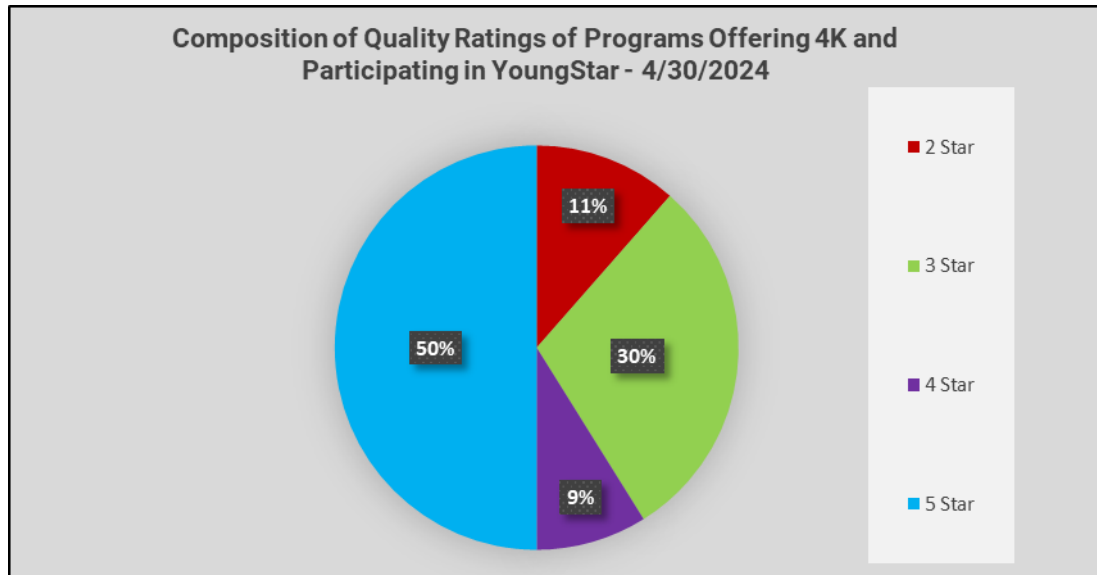
PERCENTAGE OF COLLABORATIONS BY REGION - 4/30/2024



4K Community Approach Programs that Participate in YoungStar by Region and Star Level - 4/30/2024



Data as of 4/30/2024



The Head Start/4K Child Care Collaboration information is based on returned surveys and all programs may not be included.

Please see <https://dcf.wisconsin.gov/youngstar/program/impact> for more details.

Data as of 4/30/2024