

## Narrative of Monthly Report March 2024

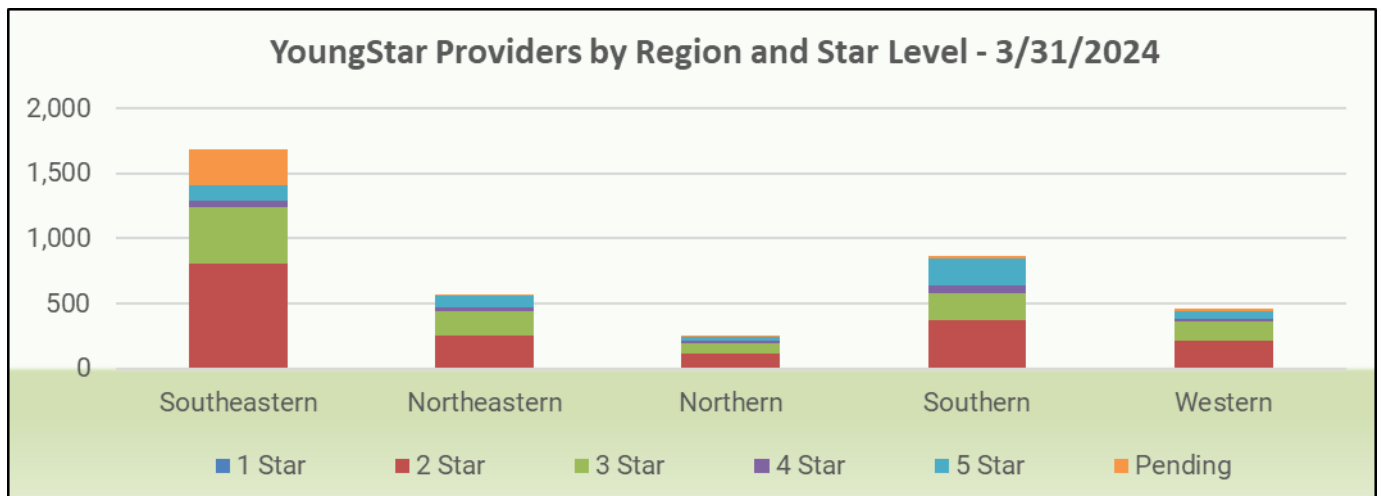
YoungStar has transitioned to a new service provider in 2023. There are now five YoungStar Regions instead of six. The Milwaukee and Kenosha/Racine Regions have been merged into the Southeastern Region. Waukesha County is now part of the Southeastern Region. These changes and adjustments are reflected in the data.

For the month of March, the following are notable YoungStar statistics.

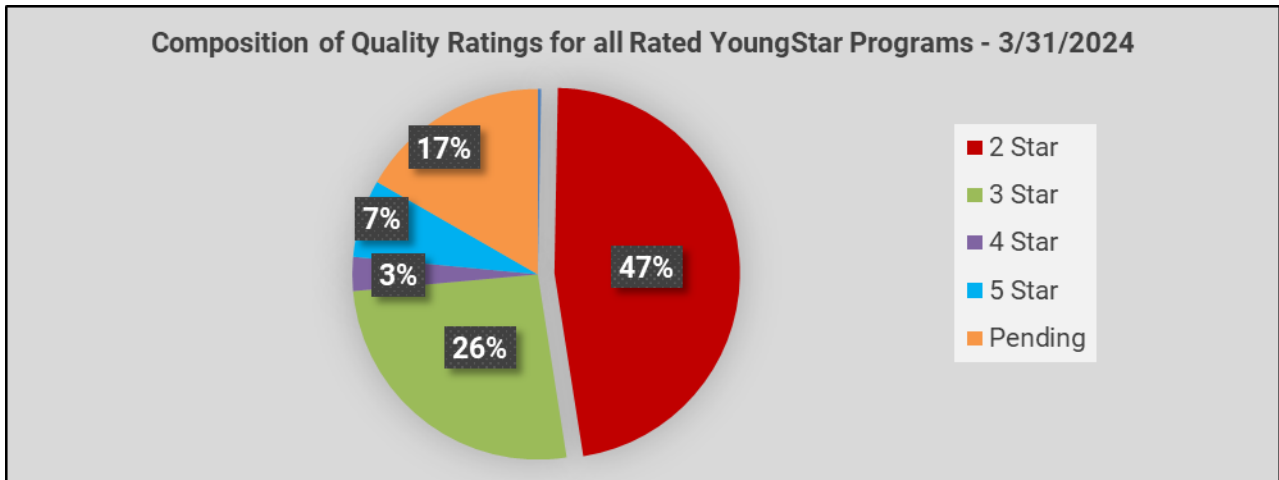
★ **Participation and Rating Composition:**

We currently have 3,847 programs participating in YoungStar. This is a decrease of 3 programs as compared to last month. The chart and graph below show the rating composition by region for the current month.

	1 Star	2 Star	3 Star	4 Star	5 Star	Pending	TOTAL
<b>Southeastern</b>	5	798	440	50	115	282	1,690
<b>Northeastern</b>	0	249	192	31	86	14	572
<b>Northern</b>	1	116	80	13	31	10	251
<b>Southern</b>	2	374	203	61	207	23	870
<b>Western</b>	0	217	145	16	66	20	464
<b>Total</b>	8	1,754	1,060	171	505	349	3,847



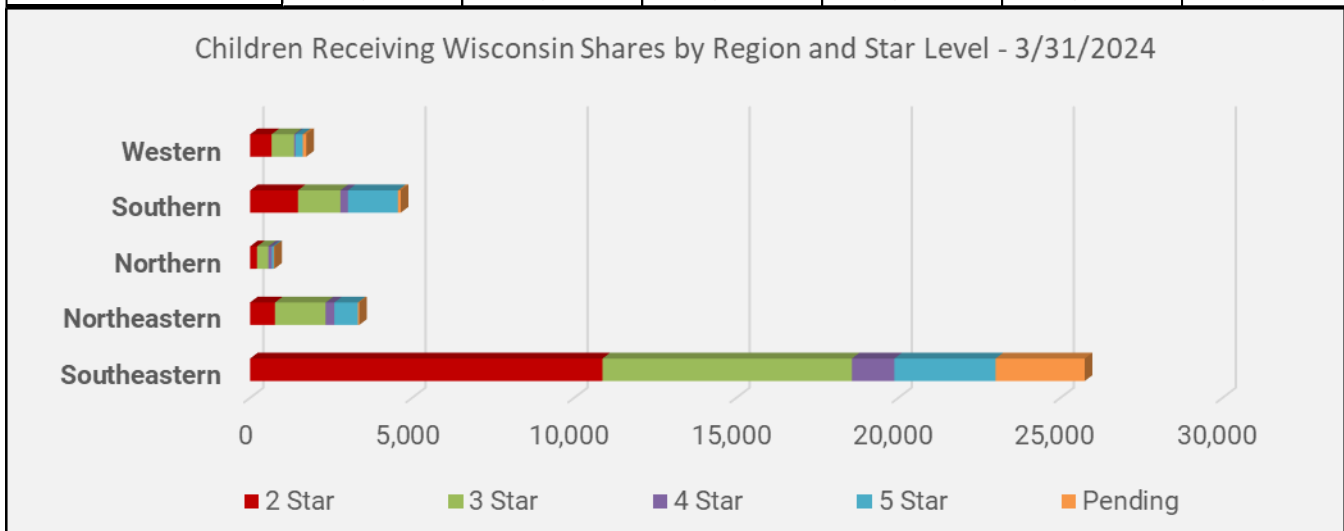
Data as of 3/31/2024



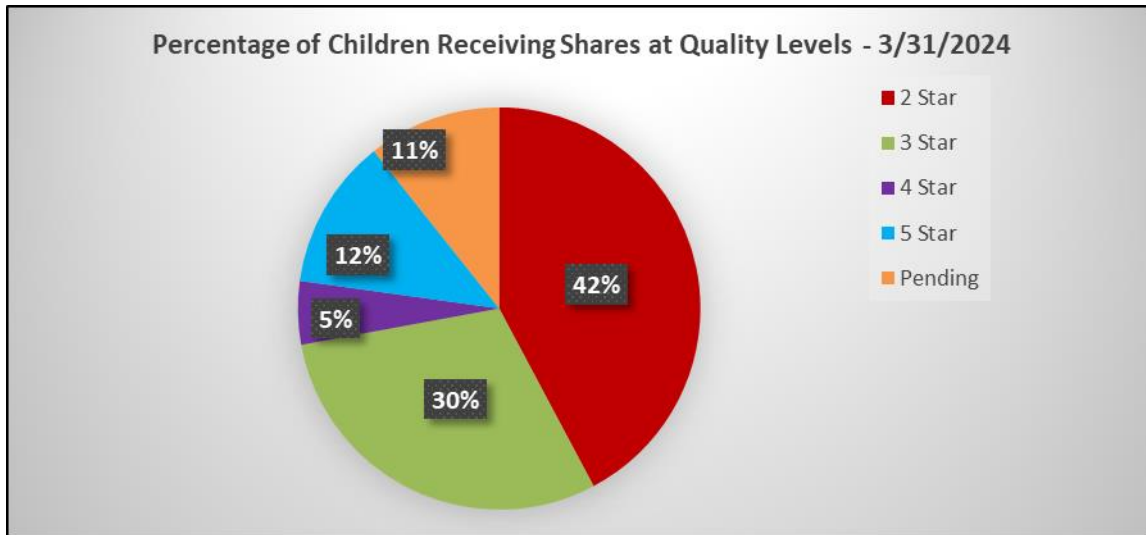
★ **Rating and Wisconsin Shares Data**

The total number of programs currently rated was 3,498. There were an additional 349 programs with pending ratings. There were 2,933 programs with open Wisconsin Shares authorizations when the data was run for this report. There were children receiving Wisconsin Shares as shown by region, age, and star level.

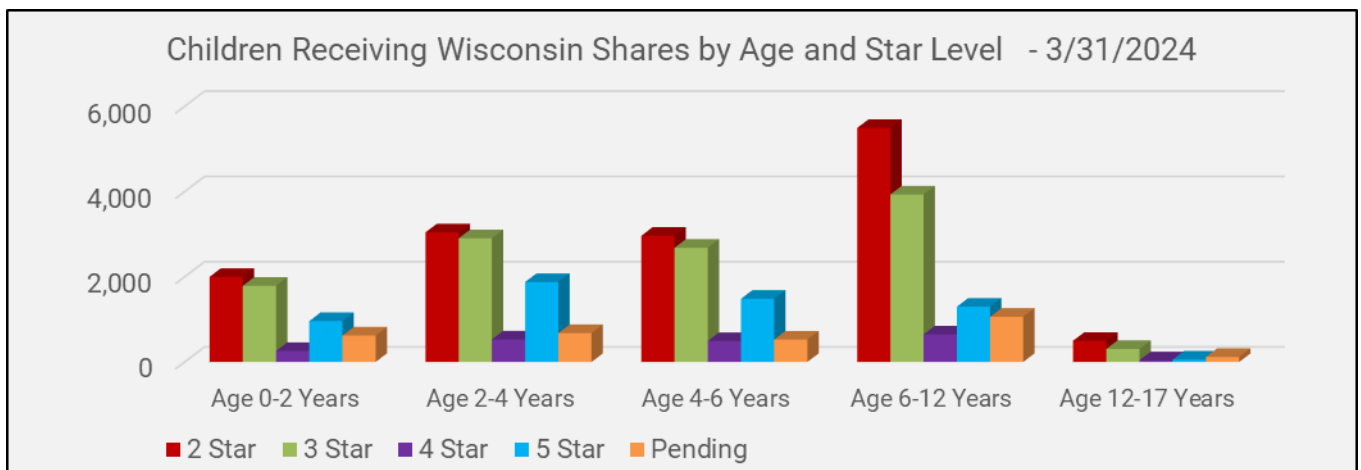
	2 Star	3 Star	4 Star	5 Star	Pending	Total
<b>Southeastern</b>	10,872	7,693	1,312	3,119	2,752	25,748
<b>Northeastern</b>	768	1,559	272	725	43	3,367
<b>Northern</b>	213	351	110	56	16	746
<b>Southern</b>	1,475	1,309	233	1,543	88	4,648
<b>Western</b>	661	697	40	228	108	1,734
<b>Total</b>	13,989	11,609	1,967	5,671	3,007	36,243



Data as of 3/31/2024



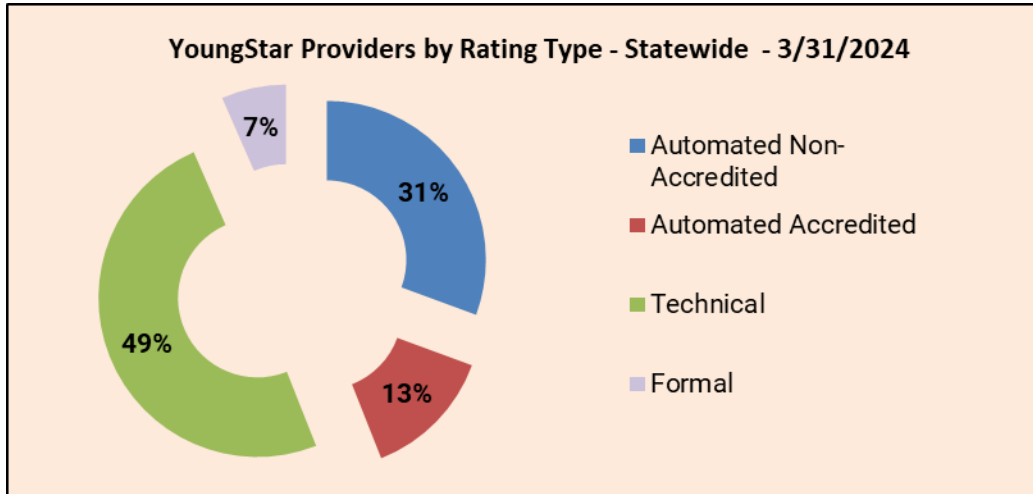
	2 Star	3 Star	4 Star	5 Star	Pending	Total
<b>Age 0-2 Years</b>	1,997	1,789	259	959	621	5,625
<b>Age 2-4 Years</b>	3,040	2,902	529	1,875	678	9,024
<b>Age 4-6 Years</b>	2,963	2,681	492	1,483	526	8,145
<b>Age 6-12 Years</b>	5,493	3,931	646	1,297	1,062	12,429
<b>Age 12-17 Years</b>	496	306	40	57	119	1,018
<b>Total</b>	13,989	11,609	1,967	5,671	3,007	36,243



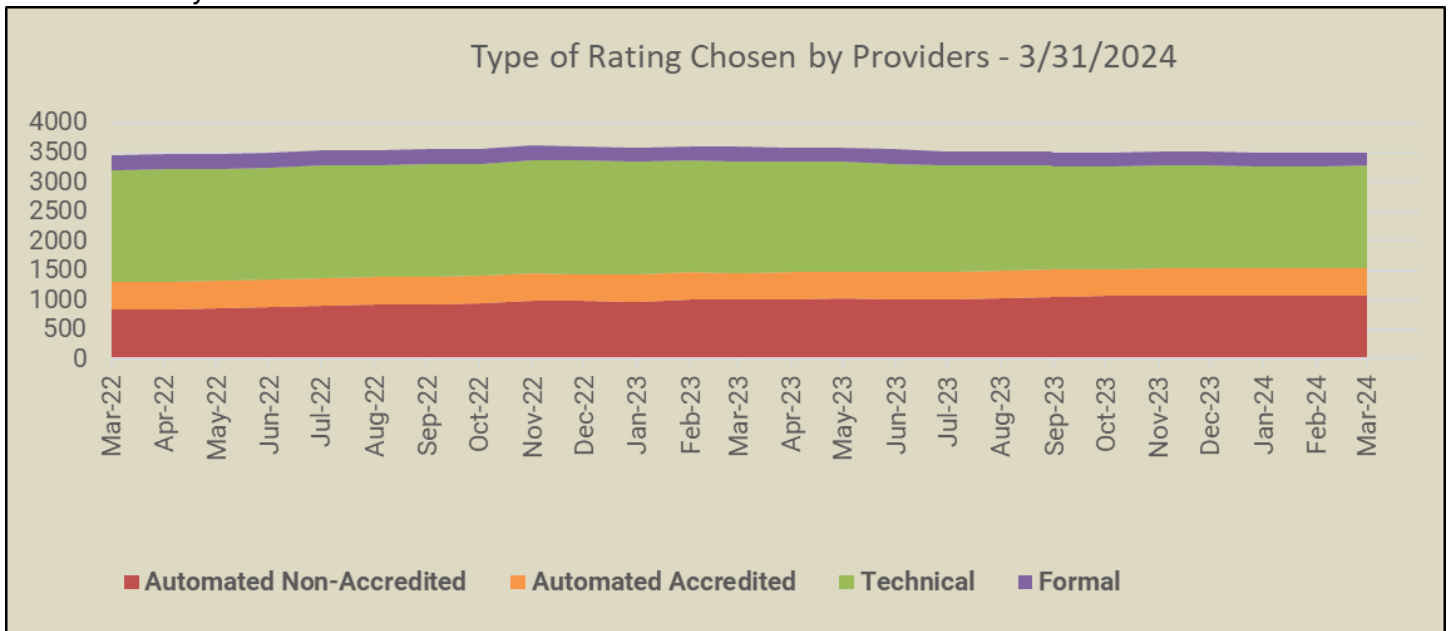
Data as of 3/31/2024

★ **Rating History and Composition:**

The composition of currently rated programs is shown below.



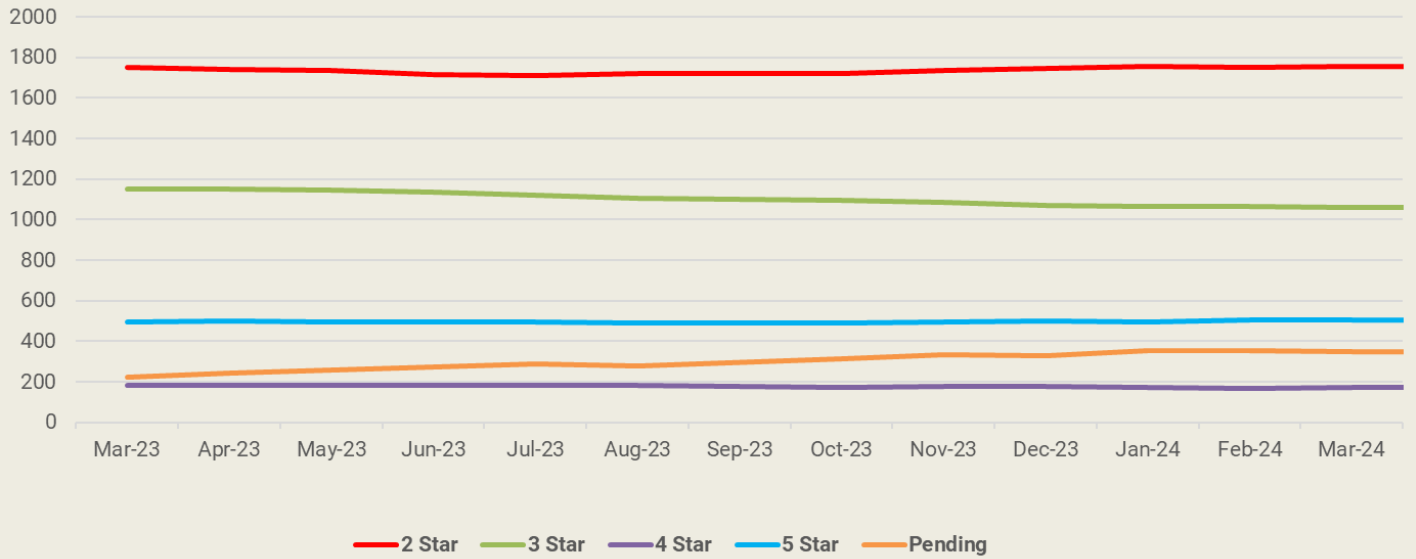
The graph below shows the movement in rating type chosen by providers over the past two years.



Data as of 3/31/2024

The graph below shows movement in rating levels for providers over the past year.

Provider Rating - 3/31/2024

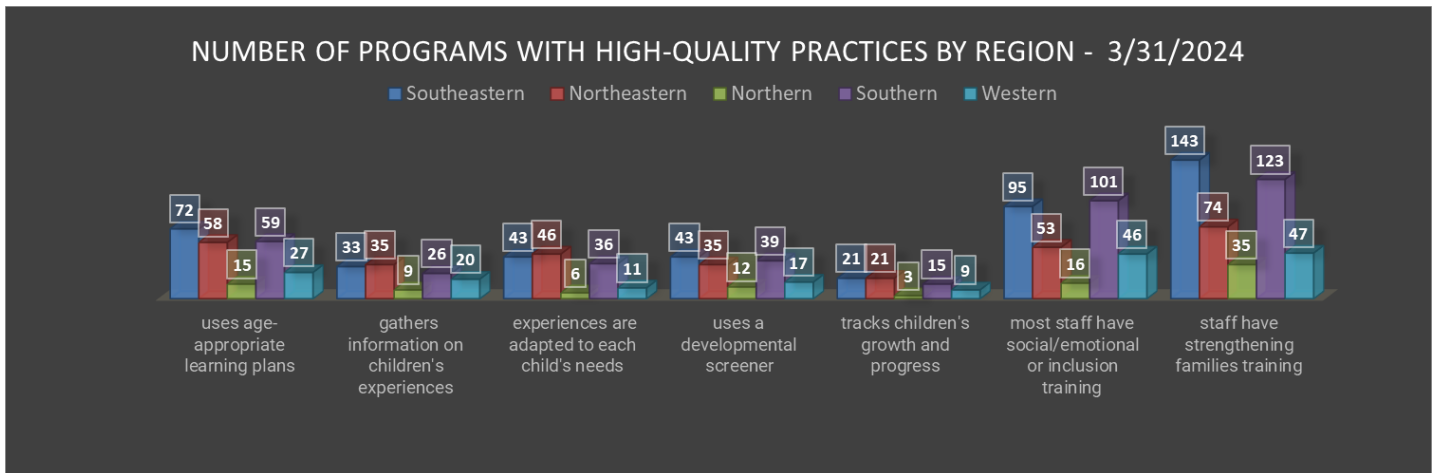


Data as of 3/31/2024

★ **High-Quality Practices:**

As part of the YoungStar evaluation process, programs can be evaluated for having key high-quality practices. The number of programs with high-quality practices is shown below by region.

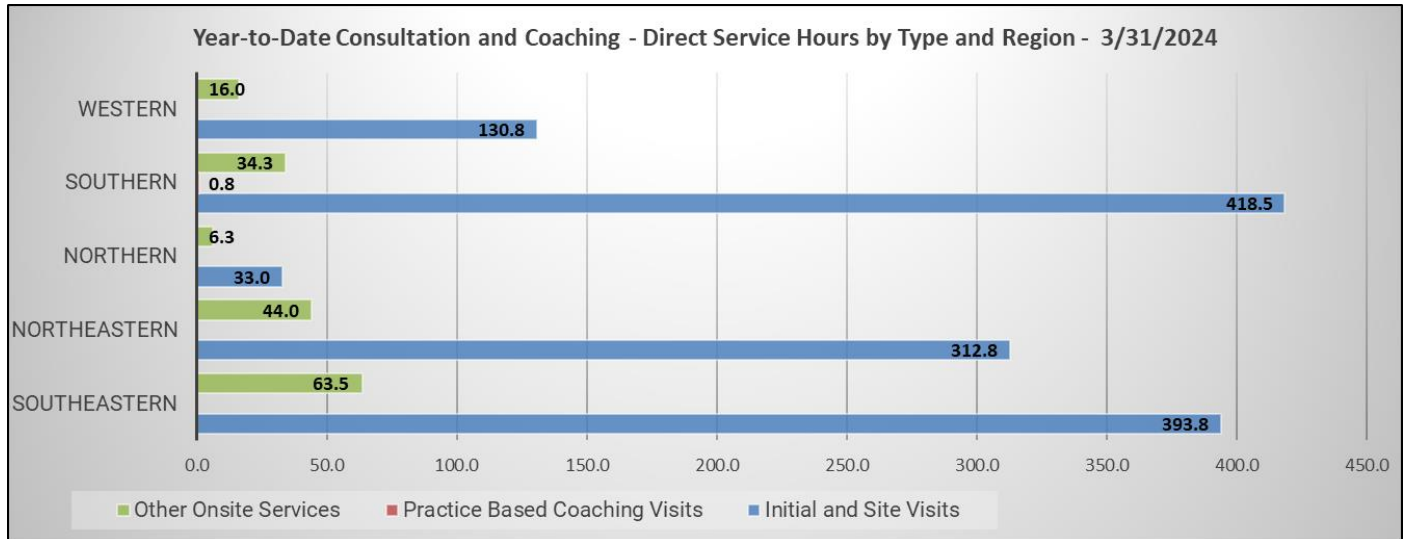
	uses age-appropriate learning plans	gathers information on children's experiences	experiences are adapted to each child's needs	uses a developmental screener	tracks children's growth and progress	most staff have social/emotional or inclusion training	staff have strengthening families training
Southeastern	72	33	43	43	21	95	143
Northeastern	58	35	46	35	21	53	74
Northern	15	9	6	12	3	16	35
Southern	59	26	36	39	15	101	123
Western	27	20	11	17	9	46	47
<b>Total</b>	<b>231</b>	<b>123</b>	<b>142</b>	<b>146</b>	<b>69</b>	<b>311</b>	<b>422</b>



Data as of 3/31/2024

★ **Onsite Services:**

YoungStar provides thousands of hours of direct consultation and coaching services every year to help early care programs with quality improvement across the state. Direct services include things like site visits, practice based coaching services, and formal rating verification visits. The number of hours provided year-to-date are shown in the chart below by type and region.



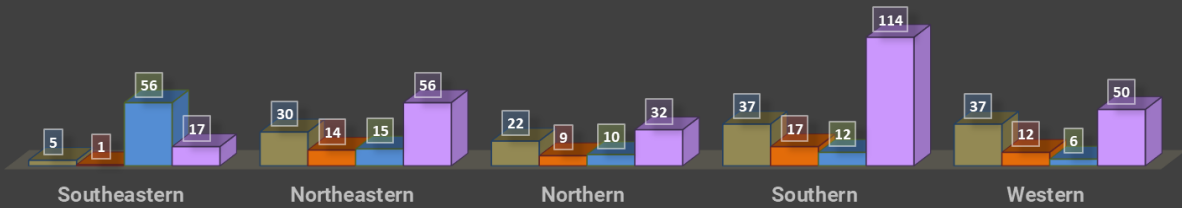
★ **YoungStar Data on Partnerships:**

Region	Standalone Head Starts	Standalone Head Starts with 4K Collaborations	Head Start Child Care Partners	4K Collaborations	YoungStar Providers
Southeastern	5	1	56	17	1690
Northeastern	30	14	15	56	572
Northern	22	9	10	32	251
Southern	37	17	12	114	870
Western	37	12	6	50	464
<b>Statewide</b>	<b>131</b>	<b>53</b>	<b>99</b>	<b>269</b>	<b>3847</b>

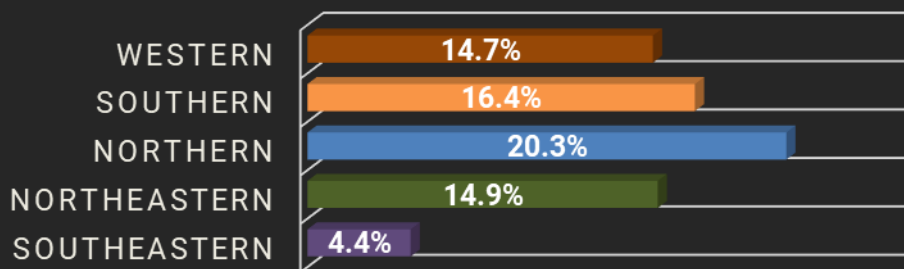
Data as of 3/31/2024

OFFICIAL PUBLIC COLLABORATION OF YOUNGSTAR PROVIDERS BY REGION AS OF 3/31/2024

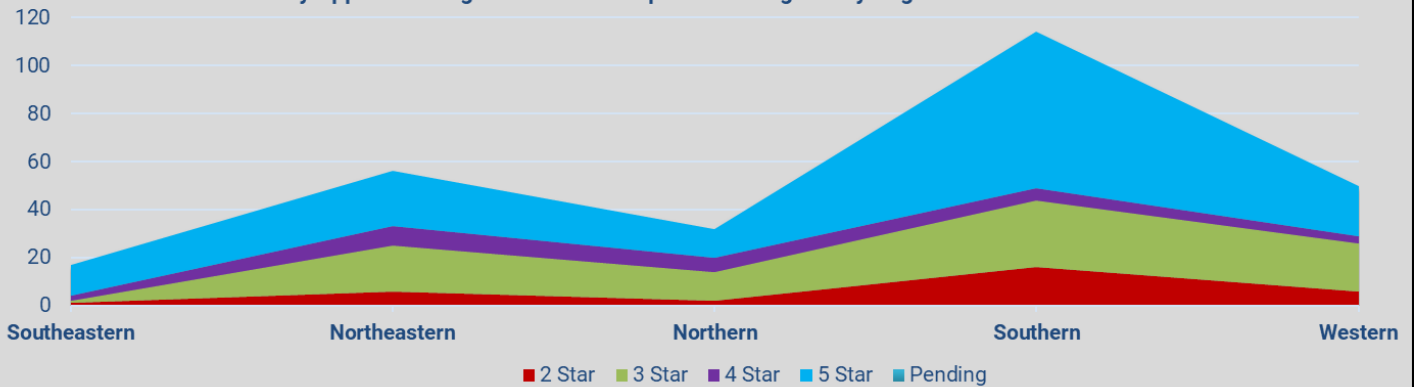
■ Standalone Head Starts ■ Standalone Head Starts with 4K Collaborations ■ Head Start Child Care Partners ■ 4K Collaborations



PERCENTAGE OF COLLABORATIONS BY REGION - 3/31/2024

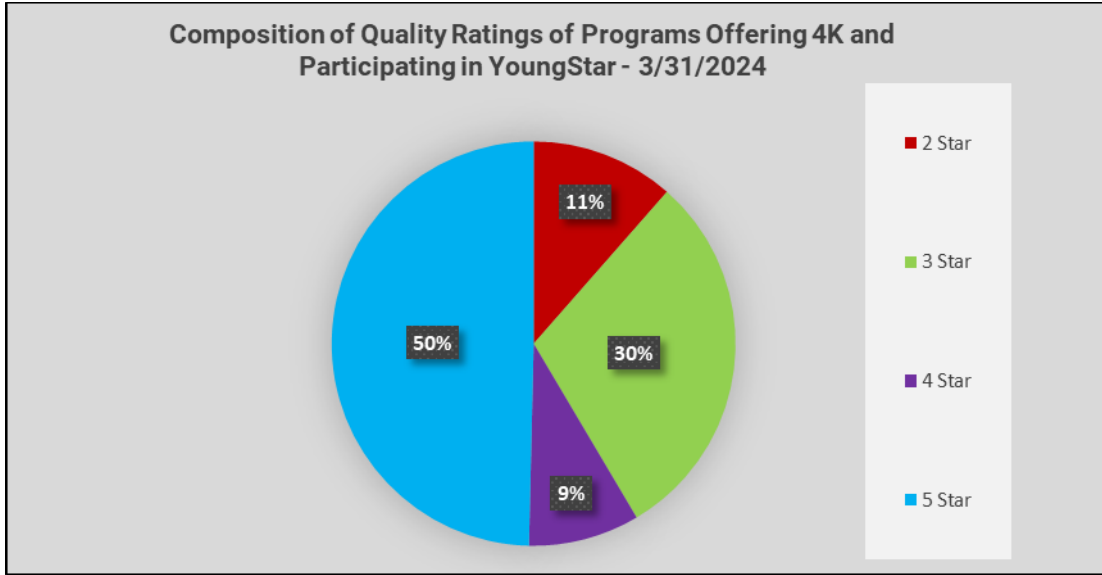


4K Community Approach Programs that Participate in YoungStar by Region and Star Level - 3/31/2024



Data as of 3/31/2024





The Head Start/4K Child Care Collaboration information is based on returned surveys and all programs may not be included.

Please see <https://dcf.wisconsin.gov/youngstar/program/impact> for more details.

Data as of 3/31/2024